

# STORMWATER POLLUTION PREVENTION PLAN (SWPPP)

---

## HOWARD COUNTY HOWARD COUNTY RIDGE ROAD SHOP ELLCOTT CITY, MARYLAND



---

*Prepared for:*

Howard County Department of Public Works  
Bureau of Environmental Services  
6751 Columbia Gateway Drive, Suite 514  
Columbia, Maryland 21046

*Prepared by:*



EA Engineering, Science, and Technology, Inc.  
225 Schilling Circle, Suite 400  
Hunt Valley, Maryland 21031  
(410) 584-7000

**JUNE 2014**

**STORMWATER POLLUTION PREVENTION PLAN**

*for*

**HOWARD COUNTY  
HOWARD COUNTY RIDGE ROAD SHOP  
Ellicott City, Maryland**

*Prepared for:*

Howard County Department of Public Works  
Bureau of Environmental Services  
6751 Columbia Gateway Drive, Suite 514  
Columbia, Maryland 21046

*Prepared by:*



EA Engineering, Science and Technology, Inc.  
225 Schilling Circle, Suite 400  
Hunt Valley, Maryland 21031

**JUNE 2014**

Accepted and Approved By:

A handwritten signature in blue ink, appearing to read 'Mark DeLuca', written over a horizontal line.

Mark DeLuca, P.E., Deputy Director, Dept. of Public Works and Chief, Bureau of Environmental Services

6/26/14  
Date

A handwritten signature in blue ink, appearing to read 'Daryl Paunil', written over a horizontal line.

Daryl Paunil, P.E., Chief  
Bureau of Facilities

6/26/14  
Date

A handwritten signature in blue ink, appearing to read 'Michelle Harrod', written over a horizontal line.

Michelle Harrod, Acting Administrator  
Division of Central Fleet

6/30/14  
Date

## TABLE OF CONTENTS

	<u>Page</u>
LIST OF APPENDICES .....	iii
LIST OF TABLES .....	iii
LIST OF ACRONYMS AND ABBREVIATIONS .....	v
CERTIFICATION .....	vi
1.0 INTRODUCTION.....	1
1.1 BACKGROUND .....	1
1.2 PERMIT REQUIREMENTS.....	1
1.3 DISTRIBUTION .....	2
1.4 MODIFICATIONS TO THE SWPPP .....	2
2.0 RIDGE ROAD CONTACT INFORMATION.....	4
2.1 STORMWATER POLLUTION PREVENTION TEAM.....	4
3.0 POTENTIAL POLLUTANT SOURCES.....	5
3.1 DESCRIPTION OF FACILITY AND FACILITY ACTIVITIES.....	5
3.2 POTENTIAL POLLUTANT SOURCES BY DRAINAGE AREA .....	5
3.2.1 Drainage Area 1 .....	6
3.2.2 Drainage Area 2 .....	7
3.3 SPILLS AND LEAKS .....	8
3.4 NON-STORMWATER DISCHARGES .....	10
3.5 SALT STORAGE.....	11
3.6 VISUAL MONITORING SUMMARY .....	11
4.0 STORMWATER CONTROL MEASURES .....	12
4.1.1 Minimize Exposure.....	12
4.1.2 Good Housekeeping .....	13
4.1.3 Maintenance .....	14
4.1.4 Vehicle and Equipment Storage .....	15
4.1.5 Vehicle and Equipment Cleaning .....	16
4.1.6 Vehicle and Equipment Maintenance Areas.....	16
4.1.7 Fueling Areas .....	16
4.1.8 Material Storage Areas .....	17
4.1.9 Spill Prevention and Response.....	18

4.1.10	Erosion and Sediment Controls .....	18
4.1.11	Management of Runoff .....	19
4.1.12	Salt Storage Piles or Piles Containing Salt .....	20
4.1.13	Sector-Specific Non-Numeric Effluent Limits .....	20
4.1.14	Non-Stormwater Discharges .....	20
4.1.15	Waste, Garbage, and Floatable Debris .....	20
4.1.16	Dust Generation and Vehicle Tracking of Industrial Materials.....	21
5.0	EMPLOYEE TRAINING.....	22
6.0	MONITORING .....	24
6.1	SCHEDULES AND PROCEDURES FOR MONITORING .....	24
6.1.1	Benchmark Monitoring .....	24
6.1.2	Impaired Waters Monitoring.....	24
7.0	INSPECTIONS, CORRECTIVE ACTIONS AND RECORDKEEPING .....	25
7.1	INSPECTIONS.....	25
7.1.1	Comprehensive Site Compliance Evaluation (CSCE) .....	25
7.1.2	Routine Facility Inspections.....	26
7.1.3	Quarterly Visual Inspection .....	27
7.2	CORRECTIVE ACTION PROCEDURE .....	29
7.2.1	Internal Corrective Action Procedure.....	29
7.2.2	Events Triggering MDE Reportable Corrective Actions .....	30
7.2.3	Documentation of MDE Reportable Corrective Actions .....	30
7.2.4	Reporting of Corrective Actions to MDE .....	30
7.3	RECORDKEEPING.....	31
8.0	REFERENCES AND INFORMATION SOURCES.....	32
9.0	GLOSSARY .....	33

## LIST OF APPENDICES

- APPENDIX A: MDE GENERAL DISCHARGE PERMIT 12-SW
- APPENDIX B: NOTICE OF INTENT
- APPENDIX C: POLLUTION PREVENTION TEAM
- APPENDIX D: FACILITY MAPS
- APPENDIX E: NON-STORMWATER DISCHARGE EVALUATION
- APPENDIX F: STORMWATER MANAGEMENT FACILITY INSPECTION AND MAINTENANCE PROCEDURE
- APPENDIX G: VEHICLE AND EQUIPMENT MAINTENANCE POLICY
- APPENDIX H: HOWARD COUNTY SPILL RESPONSE AND NOTIFICATION SOP
- APPENDIX I: TRAINING OUTLINE AND ATTENDANCE SHEET
- APPENDIX J: HOWARD COUNTY STORMWATER PROGRAM INSPECTION SCHEDULE
- APPENDIX K: ROUTINE FACILITY AND CSCE CHECKLIST
- APPENDIX L: QUARTERLY VISUAL MONITORING PROGRAM

**LIST OF TABLES**

Table 1-1. SWPPP Modification Log.....3


## LIST OF ACRONYMS AND ABBREVIATIONS

AST	Aboveground Storage Tank
BES	Bureau of Environmental Services
BMP	Best Management Practice
CERCLA	Comprehensive Environmental Response, Compensation, and Liability Act
CFR	Code of Federal Regulations
CHEMTREC	Chemical Transportation Emergency Center
CSCE	Comprehensive Site Compliance Evaluation
CWA	Clean Water Act
DNR	Department of Natural Resources
DPW	Department of Public Works
GVW	Gross Vehicle Weight
HAZCOM	Hazard Communication
HCPSS	Howard County Public School System
MDE	Maryland Department of the Environment
MEMA	Maryland Emergency Management Agency
MS4	Municipal Separate Storm Sewer System
MSP	Maryland State Police
NOI	Notice of Intent
NPDES	National Pollutant Discharge Elimination System
NRC	National Response Center
OWS	Oil/Water Separator
P2	Pollution Prevention
SMD	Stormwater Management Division
SOP	Standard Operating Procedure
SPCC	Spill Pollution, Control, and Countermeasure
SWPPP	Stormwater Pollution Prevention Plan
TSS	Total Suspended Solids
TMDL	Total Maximum Daily Load
USEPA	U.S. Environmental Protection Agency

**CERTIFICATION**

*The following certification statement must be signed and dated by an individual who meets the requirements of Part II.C, of the 12-SW. This certification must be re-signed in the event of a SWPPP modification in response to a trigger for corrective action.*

I certify under penalty of law that this document and all attachments were prepared under my direction or supervision in accordance with a system designed to assure that qualified personnel properly gathered and evaluated the information submitted. Based on my inquiry of the person or persons who manage the system, or those persons directly responsible for gathering the information, the information submitted is, to the best of my knowledge and belief, true, accurate, and complete. I am aware that there are significant penalties for submitting false information, including the possibility of fine and imprisonment for knowing violations.



\_\_\_\_\_  
Mark DeLuca, P.E. Deputy Director, Department of Public Works  
Chief, Bureau of Environmental Services

6/26/14  
\_\_\_\_\_  
Date

## 1.0 INTRODUCTION

### 1.1 BACKGROUND

This Stormwater Pollution Prevention Plan (SWPPP) is for the Ridge Road Shop, also known as the Howard County Maintenance Building, as well as the O'Donnell Shop, and is leased from O'Donnell Honda and operated by Howard County. The SWPPP was developed in order to comply with the 1990 amendments to the Clean Water Act that established the National Pollutant Discharge Elimination System (NPDES) permitting system. In addition, the development of this SWPPP complies with the Maryland Department of the Environment (MDE) General Discharge Permit 12-SW (henceforth referred to as the 12-SW), which authorizes the discharge of stormwater associated with industrial activity to waters of the State of Maryland. A copy of the 12-SW permit is located in Appendix A.

The purpose of a SWPPP is to identify potential sources of pollution which may reasonably be expected to affect the quality of stormwater discharges from the site. It also serves as a framework for pollution prevention activities and a guidance document for implementing Best Management Practices (BMPs) to minimize stormwater pollution.

This SWPPP has been prepared following U.S. Environmental Protection Agency (USEPA) guidelines:

- *Storm Water Management for Industrial Activities: Developing Pollution Prevention Plans and Best Management Practices* (USEPA 832-R-92-006, September 1992)  
<http://nepis.epa.gov/Exe/ZyPURL.cgi?Dockey=2000469L.txt>
- USEPA Summary Guidance for the preceding document (USEPA 833-R-92-002, October 1992)  
[http://www.kdheks.gov/stormwater/download/developing\\_industrial\\_swp2\\_plans\\_summary.pdf](http://www.kdheks.gov/stormwater/download/developing_industrial_swp2_plans_summary.pdf)
- *Developing Your Stormwater Pollution Prevention Plan, A Guide for Industrial Operators* (USEPA 833-B-09-002, February 2009)  
[http://www.epa.gov/npdes/pubs/industrial\\_swppp\\_guide.pdf](http://www.epa.gov/npdes/pubs/industrial_swppp_guide.pdf)
- Chesapeake Bay Restoration Guidance  
<http://www.mde.state.md.us/programs/Permits/WaterManagementPermits/WaterDischargePermitApplications/Pages/ChesapeakeBayRestorationGuidance.aspx>

Additional data and information have been used from the most recent revisions to the 2000 Maryland Stormwater Design Manual, Volume I & II (May 2009), which includes significant details on BMPs and the stormwater requirements from MDE.

## **1.2 PERMIT REQUIREMENTS**

Presently, the Ridge Road Shop is operating under the General Discharge Permit for Storm Water Associated with Industrial Activity, Discharge Permit Number 12-SW – NPDES Permit Number MDR0000, effective 1 January 2014 through 31 December 2018. Part III.C of the 12-SW requires the development and implementation of an SWPPP. The SWPPP must address potential pollution sources of stormwater, and the control measures to prevent pollution to the receiving water body. This SWPPP addresses the requirements set forth in the 12-SW for each of the drainage areas at the site.

The Ridge Road Shop submitted a Notice of Intent (NOI) to MDE in May 2014 to obtain coverage under MDE’s General Permit No. 12-SW for Stormwater Discharges associated with Industrial Facilities (12-SW) (Appendix B).

## **1.3 DISTRIBUTION**

The SWPPP will be distributed to Howard County Department of Public Works (DPW) Bureau of Environmental Services (BES) and each member of the Pollution Prevention (P2) Team, as described in Section 2.0. Updates to the SWPPP will also be distributed to each team member as they are prescribed.

## **1.4 MODIFICATIONS TO THE SWPPP**

The SWPPP should be modified whenever necessary to address “triggering conditions” as defined in the 12-SW. This SWPPP is to be amended when the following triggering conditions occurs:

- A significant change in design, construction, operation, or maintenance at the Ridge Road Shop that creates a potential for the discharge of pollutants to the waters of the State of Maryland;
- If this SWPPP proves to be ineffective in achieving the general objectives of controlling pollutants in stormwater discharges associated with industrial activity at the Ridge Road Shop; and/or
- In response to corrective actions.

Following amendment of the SWPPP, the certification statement will be re-signed in accordance with 12-SW Signatory Requirements for modifications which are in response to corrective actions. The Corrective Action Procedure is defined in Section 7.2.

For SWPPP modifications, the following table will be maintained to log the description of the modification, the name of the person making it, and the date and signature of that person.

**Table 1-1. SWPPP Modification Log**

Description of Modification	Signature of SWPPP Modifier	Date
Original SWPPP		April 2011
Updated SWPPP Contact Info		February 2013
Update of SWPPP dated May 2014 to reflect the MDE 12-SW General Permit and Sector-Specific requirements.		May 2014

## **2.0 RIDGE ROAD SHOP CONTACT INFORMATION**

Howard County Department of Public Works leases the property from O'Donnell Honda. Contact information for facility operators, owners, and 24-hour emergency contacts are identified in the table located in the front of this document. Contact information for federal, state, and local government agencies that require notification or may provide assistance in the event of a spill are also located in the table.

### **2.1 STORMWATER POLLUTION PREVENTION TEAM**

The Ridge Road Shop has created a P2 Team that provides a forum for identifying and addressing stormwater pollution concerns at the facility, and to ensure that the SWPPP is appropriately implemented. The P2 Team consists of members of BES, Bureau of Facilities, Ridge Road Shop personnel, the Howard County Public School System (HCPSS), and managers and supervisors who are responsible for activities that have the potential to directly impact stormwater quality. The P2 Team is responsible for the following:

- Supporting implementation of all NPDES permit(s), SWPPP requirements, and BMPs;
- Identifying any changes in the Ridge Road Shop operations, maintenance, design, or BMPs to determine whether revisions must be made to this SWPPP;
- Providing quality assurance and quality control for all recordkeeping and internal reporting that are part of the SWPPP implementation;
- Supporting the Routine Facility Inspection; Quarterly Visual Inspection; and Comprehensive Site Compliance Evaluation;
- Identifying and implementing Corrective Actions;
- Maintaining recordkeeping;
- Providing regular P2 training to the Ridge Road Shop employees;
- Maintaining consistency between the SWPPP and other environmental management plans and permits.

The P2 Team will meet at least annually to discuss stormwater-related problems, issues, or concerns. The Team Leader may call additional meetings, as needed, to address specific events or issues. Additional attendees, such as consultants, vendors, or representatives of other County departments, may be invited to the meetings to provide perspective on stormwater pollution issues or input to solving complex site problems. The P2 Team will also ensure that the training described in Section 5.0 occurs annually, or more frequently as deemed necessary by the P2 Team. Members of the Ridge Road Shop P2 Team and their contact information are identified in Appendix C.

### **3.0 POTENTIAL POLLUTANT SOURCES**

#### **3.1 DESCRIPTION OF FACILITY AND FACILITY ACTIVITIES**

The Ridge Road Shop is located at 8800 Ridge Road in Ellicott City, at the intersection of Ridge Road and Ellicott Center Drive. This property is leased from O'Donnell Honda and operated by the Howard County Department of Public Works, and occupied by the Howard County Division of Central Fleet and the Howard County Public School System (HCPSS). The coordinates of the facility are 39.279153<sup>0</sup>N by -76.814353<sup>0</sup>W.

The site is classified as industry Sector AD.a; Department of Public Works and Highway Maintenance Facilities. The facility, also known as the Howard County Maintenance Building, the O'Donnell Property, the Ridge Road Fleet Shop & Fuel Site, and the Public School – Grounds Division, has operated as a Howard County vehicle maintenance shop since the fall of 2009. Both the fueling island and the vehicle maintenance building(s) are operational.

Access to the site is provided via three gated entrances located on the south and east sides of the property, which are locked unless Howard County Government or HCPSS personnel are on site. The northern portion of the site consists of a fueling facility, including two 9,978-gallon above-ground storage tanks (ASTs) containing diesel and gasoline, a parking area for vehicles waiting to be repaired, two solid waste dumpsters (trash/recyclables), one scrap metal dumpster, and one scrap tire dumpster. Below the scrap tire dumpster is a 1,500-gallon grit chamber. The eastern portion of the site consists of vehicle parking areas. The central portion of the site consists of a recently expanded vehicle/equipment maintenance building. One vehicle washing area, one 2,000-gallon OWS, six 287-gallon motor oil ASTs, and several 55-gallon drums containing various engine oils are located inside of the maintenance shop. Waste absorbents, waste aerosol cans, and used antifreeze are also stored in 55-gallon drums located inside of the maintenance shop. Wastewater from the vehicle washing station flows through the trench drains within the shop to the OWS, which discharges to the sanitary sewer system. One 1,000-gallon used-oil AST is located outside of the eastern portion of the maintenance shop. One 70-gallon diesel AST and one 105-gallon diesel AST are situated to the west of the maintenance shop. The southern portion of the site consists of a small office building, which is occupied by HCPSS, grounds maintenance equipment parking, mobile fuel truck and vehicle parking areas, and two additional solid waste dumpsters (trash/recyclables).

The Ridge Road Shop is currently covered under General Discharge Permit for Storm Water Associated with Industrial Activities, Discharge Permit Number 12-SW, NPDES Permit Number MDR0000, effective 1 January 2014 through 31 December 2018.

Plans detailing the site location and facility are located in Appendix D.

#### **3.2 POTENTIAL POLLUTANT SOURCES BY DRAINAGE AREA**

The Ridge Road Shop encompasses three (3) drainage areas (DA), ranging in size from 0.58 acres to 2.99 acres, which exit the site through two (2) outfalls. Outfall A was observed and

verified during a site inspection conducted on 6 May 2014. Outfall B is located underground and inferred from existing site plans.

The receiving water body is the Patapsco River Lower North Branch (02130906). MDE has identified waters of the Patapsco River Lower North Branch as impaired by total suspended solids (TSS), nutrients – sulfates and chlorides, and channelization due to urban development. A Total Maximum Daily Load (TMDL) has been completed for TSS, but is required for both sulfates and chlorides.

The estimated area of industrial activity at the site that is exposed to stormwater is approximately six (6) acres. Drainage areas are identified in the site-specific maps located in Appendix D.

The following subsections describe each drainage area and the general activities conducted in the area.

### 3.2.1 Drainage Area 1

<i>Primary Activities:</i>	<i>HCPSS Storage Building, a portion of the HCPSS Maintenance Shop, Bio-retention Facility, Parking Area</i>
<i>Drainage Area:</i>	<i>0.58 acres</i>
<i>Imperviousness:</i>	<i>High</i>
<i>Number of reported spills (2011-2014):</i>	<i>None</i>
<i>Largest reported spills (2011-2014):</i>	<i>N/A</i>
<i>Comments:</i>	<i>Drains to Outfall A through Monitoring Point A via the bio-retention facility and the storm drain system on the southern portion of the property.</i>

DA 1 primarily occupies the southwest portion of the site. This drainage area is largely paved and developed. A large portion of the stormwater entering the area is captured by the bio-retention facility. The bio-retention facility is a large pervious area that captures and filters the stormwater, then diverts the water into the site's storm drain system. The remaining stormwater flows to the east and is captured by a series of storm drain inlets. The storm drain system discharges into the Howard County storm drain system off-site. Water from DA 1 exits the site through Monitoring Point A to Outfall A.

Activities in this area include indoor material storage and vehicle parking. Also, a small portion of the HCPSS maintenance shop is included in this drainage area; however, all maintenance takes place indoors. Waste absorbents and waste aerosol cans are collected and stored in labeled 55-gallon drums located inside the maintenance shop. Used oil is collected within 55-gallon drums on secondary containment pallets inside the shop from drained oil filters and pumped to the 1,000-gallon AST located adjacent to both the north side of the HCPSS maintenance shop and the east side of the Fleet maintenance shop (within DA 2) for recycling.

### 3.2.2 Drainage Area 2

<i>Primary Features:</i>	<i>A portion of the Fleet Maintenance Shop, the majority of the HCPSS Maintenance Shop, the HCPSS Building, Equipment &amp; Mobile Fuel Tank Parking Area, Solid Waste Storage</i>
<i>Drainage Area:</i>	<i>2.99 acres</i>
<i>Imperviousness:</i>	<i>High</i>
<i>Number of reported spills (2011-2014):</i>	<i>None reportable (several minor spills)</i>
<i>Largest reported spills (2011-2014):</i>	<i>N/A</i>
<i>Comments:</i>	<i>Stormwater flows east and exits the site via sheet flow and through Monitoring Point B, which collects surface flow in the curb before the water flows to the storm drain.</i>

DA 2 occupies a large portion of the southern and eastern areas of the site. The drainage area is largely developed and paved. The natural grade of the drainage area slopes to the east. Stormwater entering the drainage area flows towards Ellicott Center Drive and exits the site as sheet flow. The only storm drain in this area exists outside of the second entrance gate on Ellicott Center Drive. Water enters the storm drain through surface flow in the curb at Monitoring Point B.

This drainage area includes activities associated with indoor vehicle maintenance, portable tank and vehicle parking, use of 55-gallon drums for vehicle maintenance fluids, and use of ASTs. All vehicle maintenance occurs indoors. Waste absorbents, waste aerosol cans, and used antifreeze are collected and stored in labeled 55-gallon drums located inside of the maintenance shop. Indoor trench drains are connected to a 2,000-gallon OWS, which is also located inside of the Fleet maintenance shop. A 1,000-gallon used oil AST is located outside at the rear of the maintenance shop. Used oil is collected inside the shop from drained oil filters and pumped to the tank outside for recycling. The HCPSS grounds division owns ten trucks which contain six 50-gallon gasoline tanks and four 100-gallon diesel tanks. When not in use, these mobile fuel trucks are parked to the east of the HCPSS maintenance shop.

Two dumpsters for solid waste and recycling are located in the southwestern portion of this drainage area. These dumpsters are kept covered and emptied on a weekly basis by Ecology Services.

### 3.2.3 Drainage Area 3

<i>Primary Features:</i>	<i>The majority of the Fleet Maintenance Shop, Fueling Station, Vehicle Parking, Solid Waste Storage</i>
<i>Drainage Area:</i>	<i>2.43 acres</i>
<i>Imperviousness:</i>	<i>High</i>
<i>Number of reported spills (2011-2014):</i>	<i>None (several minor spills)</i>
<i>Largest reported spills (2011-2014):</i>	<i>N/A</i>

*Comments:*

*Drains through a storm drain system to Outfall B after being diverted to a grit chamber for sediment reduction on the eastern corner of the site. Water also drains through Monitoring Point C, which collects surface flow in the curb before entering the storm drain system.*

DA 3 occupies the northern and western areas of the site. The drainage area is largely developed and paved. The natural grade of the drainage area slopes to the east. Stormwater entering the drainage area is collected by the storm drain network and diverted to a 1,500-gallon grit chamber, which is designed to slow down the flow from the site and is cleaned semi-annually by a contractor. Stormwater exits the site through storm drains that lead to Outfall B, as well as through surface flow through Monitoring Point C.

This drainage area includes activities associated with indoor vehicle maintenance, fueling, vehicle washing on an indoor wash area, and use of ASTs and 55-gallon drums for fuel and vehicle maintenance fluids. Inside the maintenance shop there are the six 287-gallon ASTs and several 55-gallon drums that contain various engine oils. All vehicle maintenance occurs inside of the maintenance shop. Waste absorbents, waste aerosol cans, and used antifreeze are collected and stored in labeled 55-gallon drums located inside the maintenance shop. The wash area and trench drains inside the shop are connected to the OWS mentioned above in DA 2.

The fueling area is located northeast of the maintenance shop. One 9,978-gallon AST contains diesel and one 9,978-gallon gasoline AST contains gasoline used for vehicle and equipment fueling. There are two dispensers associated with the diesel tank and two dispensers associated with the gasoline tank. The fuel island is located under a canopy; however, the downspouts of the canopy currently discharge directly into the fuel dispensing area. Two spill kits are present on either end of the fuel island. A trench drain system that diverts downspout discharge to an OWS is scheduled to be installed in FY15.

Two emergency generators, one with a 70-gallon belly-tank AST and the other with a 105-gallon belly-tank AST, are located outside adjacent to the western portion of the fleet maintenance shop. They are surrounded by steel casing which acts as secondary containment, and a spill kit is present in the area next to the tanks. These ASTs are filled from a fill port, located inside of the steel casing, by Mansfield Oil.

Two covered dumpsters for solid waste and recycling are located in the eastern portion of this drainage area. Additionally, two large roll-off dumpsters containing scrap metal and scrap tires are also located in this area.

### **3.3 SPILLS AND LEAKS**

“Significant spills and leaks” include, but are not limited to, releases of oil or hazardous substances in excess of quantities that are reportable under the Clean Water Act (CWA) Section 311 (see 40 Code of Federal Regulations [CFR] 110.6 and 40 CFR 117.21) or Section 102 of the

Comprehensive Environmental Response, Compensation, and Liability Act (CERCLA), 42 United States Code §9602. The facility maintains a Spill Prevention, Control, and Countermeasure (SPCC) Plan in accordance with 40 CFR 112, Oil Pollution Prevention. The facility SPCC Plan may be referenced for further information regarding oil storage and management, and spill prevention and response.

This facility maintains a Spill Log to document all minor and major spill events. There have been no *significant* spills and leaks of oil, toxic, and/or hazardous pollutants at the Ridge Road Shop within the previous three (3) years. All insignificant spills and leaks have been properly logged and cleaned up appropriately. The Ridge Road Shop has an SPCC Plan in accordance with 40 CFR 112, Oil Pollution Prevention. Please reference the facility SPCC Plan for further information regarding oil storage and management and spill prevention and response.

Potential spills and leaks could occur from activities at the vehicle/equipment maintenance shop. All maintenance activities and vehicle washing occur inside of the maintenance shop. Drums of new or waste fluids are located on spill pallets or overpack containers inside of the shop. The six ASTs within the fleet maintenance shop are double-walled and connected to a Veeder Root system for overflow protection. Spills or leaks associated with these tanks would be captured within the secondary containment of the double-walled tanks. Both the HCPSS and Fleet maintenance shops contain trench drains that are connected to an OWS, which is also located inside of the Fleet maintenance shop. Additionally, since the maintenance shops are staffed during the facility operational hours, any spill would be detected soon after it occurred and the appropriate spill response would be properly implemented. Spills or leaks inside the shop do not present a potential for stormwater impact at this time.

Used oil is collected inside the maintenance shop and pumped to the 1,000-gallon used oil AST located outside east of the maintenance shop. Additionally, used oil may be directly added or removed through the tank fill pipe outside the shop. The used oil AST is double-walled and equipped with leak detection. There is a potential for spills or leaks to occur either through the pumping of the used oil from inside the shop or during the addition or removal of used oil outside the shop from the used oil tanks. Spills related to the AST itself would be captured within the secondary containment of the double-walled tank. A spill kit is also located next to the AST. Spills or leaks in the area of the used oil AST would exit the site as sheet flow and potentially impact the storm drain system located outside of the second entrance gate on Ellicott Center Drive.

Both a 70-gallon and a 105-gallon belly-tank diesel generator AST are located along the western outside wall of the Fleet maintenance shop. If a spill were to occur in this area during filling of the tank, Howard County facility personnel would be present to immediately address any spills. Spills from filling of this AST would potentially affect Outfall B.

Spills and leaks may occur from activities taking place around the fueling island, either through transfer of material into the ASTs or from dispensing activities. There are two storm drains located to the east of the fueling island that could be impacted by a spill. The fueling island is covered; however, the downspouts of the canopy currently discharge directly into the fuel dispensing area. A trench drain system is being designed to collect the downspout discharge and

divert it to an OWS. The installation of this system is scheduled for FY15. The facility inspects the fueling island throughout the day and maintains spill response equipment in the area. Facility personnel address minor spills as identified through the use of absorbent material which is collected and disposed in the waste container located in the maintenance shop. Spills or leaks in this area may affect Outfall B.

Both the fleet maintenance shop and HCPSS maintenance shop contain 55-gallon labeled waste containers for the collection of used absorbents, waste aerosol cans, windshield washer solvent, used anti-freeze, brake parts cleaner, used oil, and transmission fluid. Spill response material is present in these buildings. All trench drains in these buildings flow to an OWS. Leaks do not pose a threat to stormwater at this time.

Spills and leaks may also occur from any of the vehicles or other equipment that contain fluids and are parked in the outdoor parking areas. Since this equipment is mobile and may be used anywhere in the county, there is the potential for spills and leaks to occur at any point on the site and all outfalls may be affected.

### **3.4 NON-STORMWATER DISCHARGES**

Non-stormwater discharges are a potential pollutant source and must be evaluated as required by the 12-SW. In general, non-stormwater discharges are prohibited; however, the 12-SW allows exceptions for the following activities:

- Water used to fight active fires (excludes fire system cleaning or testing);
- Pavement wash water which contains no detergents and/or spills/leaks of toxic or hazardous material;
- Landscape watering (only if pesticides, herbicides, and/or fertilizers have been applied in accordance with labeling);
- Routine external building wash down that does not contain detergents or dislodged paint chips;
- Uncontaminated condensate from air conditioners, coolers, compressors, and/or outside storage of refrigerated gases or liquids;
- Irrigation drainage;
- Uncontaminated ground or spring water;
- Foundation or footing drains where flows are not contaminated with process materials and;
- Incidental windblown mist from cooling towers (excludes intentional discharges).

An evaluation of the facility for prohibited, non-stormwater discharges has been performed as part of this SWPPP development. The completed Non-Stormwater Discharge Evaluation form, which includes outfall identification, observed non-stormwater discharges and corresponding outfalls, and corrective actions, is included in Appendix E.

### **3.5 SALT STORAGE**

There is no salt storage onsite at the Ridge Road Shop.

### **3.6 VISUAL MONITORING SUMMARY**

The Ridge Road Shop was previously covered under General Discharge Permit for Storm Water Associated with Industrial Activity, Discharge Permit Number 02-SW, issued 1 December 2002, which did not require visual monitoring. Therefore, visual monitoring has not been performed to date at the Ridge Road Shop. Upon submittal of this NOI, quarterly visual inspections will commence as required by 12-SW permit conditions and as described in Section 7.1.3.

## 4.0 STORMWATER CONTROL MEASURES

Howard County has coverage under a Municipal Separate Storm Sewer System (MS4) NPDES Permit (Number MD0068322, 00-DP-3318). The Ridge Road Shop is owned by Howard County and is permitted as an MS4; therefore, this facility is not specifically required to meet the Chesapeake Bay Restoration Requirements as outlined in the 12-SW.

The Ridge Road Shop is classified as industry Sector AD.a; Department of Public Works and Highway Maintenance Facilities. Sector AD.a requires that the SWPPP include the requirements listed in Sector P – Land Transportation and Warehousing. The following list of requirements captures both the general and sector-specific-stormwater control measures at the facility:

- Minimize Exposure
- Good Housekeeping
- Maintenance
- Vehicle and Equipment Storage\*
- Vehicle and Equipment Cleaning\*
- Vehicle and Equipment Maintenance Areas\*
- Fueling Areas\*
- Material Storage Areas\*
- Spill Prevention and Response
- Erosion and Sediment Control
- Management of Runoff
- Salt Storage Piles
- Non-Effluent Limits
- Employee Training
- Non-Stormwater Discharges
- Waste, Garbage, and Floatable Debris
- Dust Generation and Vehicle Tracking\*.

\*These requirements are specifically identified in Sector AD.a; Department of Public Works and Highway Maintenance Facilities.

### 4.1.1 Minimize Exposure

Structural practices are utilized at the site to minimize the exposure of industrial activities to rain, snowmelt, and runoff. All vehicle maintenance at the facility is performed indoors with drains connected to an OWS. All hazardous materials associated with vehicle maintenance, such as

oils, lubricants, antifreeze, and solvent cleaners are stored indoors and within secondary containment as applicable. Hazardous wastes generated by vehicle maintenance activities are also stored indoors and within secondary containment as applicable. All vehicle and equipment washing is performed within a designated washing area inside of the maintenance shop.

The ASTs onsite are double-walled or are equipped with secondary containment, and the fueling island is covered by a canopy to help minimize the exposure of fueling activities to stormwater.

Bulk materials, and leaky or leak-prone vehicles and equipment that are awaiting maintenance are all stored indoors to minimize exposure to stormwater.

Facility solid waste storage dumpsters are covered, and roll-off dumpsters are maintained in good condition and replaced as needed.

#### **4.1.2 Good Housekeeping**

Good housekeeping practices require the maintenance of a clean, orderly facility. It is often the least expensive and most effective way to prevent stormwater pollution. Howard County facilities are visually observed each operating day by the Supervisor and employees, and any housekeeping issues are addressed in an expedient manner.

The Fleet Supervisor performs a visual inspection on a monthly basis in compliance with the SPCC Plan. This inspection includes inspection of ASTs, containers, and hazardous and universal waste storage areas. This inspection is documented and maintained by both the Supervisor and BES.

BES contacts each facility Supervisor every 80 days to prompt each Supervisor of the need for a hazardous waste pick-up by Howard County's licensed contractor (Clean Harbors). BES contacts Clean Harbors and coordinates the logistics for the hazardous waste collection at each facility.

Municipal waste and recycling are collected by Ecology Services and transported to either Alpha Ridge Landfill for disposal or to the Annapolis Junction Transfer Station. The scrap metal is collected by County personnel and taken to Alpha Ridge Landfill, where it is picked up by United Iron and Metal for recycling. The scrap tires are also collected by County personnel and transported to Alpha Ridge Landfill, where they are received by Auston Contracting Inc. for recycling. Used oil is collected by FCC Environmental for recycling, and Safety-Kleen removes an aqueous degreasing solution and used anti-freeze from the facility. A contractor semi-annually cleans the OWS within the Fleet maintenance shop as well as the OWS located east of the fueling area.

For a further discussion of wastes produced by the Ridge Road Shop, see Section 4.1.15.

### 4.1.3 Maintenance

The Howard County Stormwater Management Division (SMD) conducts preventative maintenance inspections of stormwater structures on a triennial basis. Repairs are coordinated between SMD, the Bureau of Highways, and the facility Supervisor. Howard County's Stormwater Management Facility Inspection and Maintenance Procedure is located in Appendix F.

Maintenance of industrial equipment at Howard County facilities is managed by both the Bureau of Facilities and the Office of Central Fleet.

The Bureau of Facilities is responsible for equipment that contributes to the functionality of the buildings at the Ridge Road Shop, such as oil/water separators, emergency generators, boilers, and ASTs. The Office of Central Fleet (Central Fleet) and the Bureau of Facilities manage their preventative maintenance through an automated work order system which schedules, tracks, and assigns responsible person(s) and deadlines for a task and the date completed. Bureau of Facilities and Central Fleet employees regularly check on emergency generators and heating oil tanks to ensure they are in good condition and operating correctly.

For more specialized maintenance, such as maintenance of oil/water separators, the maintenance is managed through the work order system, but is performed by a contractor. The OWS is pumped out semi-annually by a contractor.

Preventative maintenance of vehicles and equipment at Howard County is both the responsibility of the Operator and Office of Central Fleet. Drivers of vehicles are required to perform an undocumented daily "walk around" of the vehicle before and after use. Operators of equipment are required to perform a documented inspection of the equipment on a daily basis. These inspections are documented on a Driver Vehicle Inspection Report. Any problems found are to be documented on a Maintenance Request form and submitted to that County vehicle's assigned repair facility.

Central Fleet is responsible for scheduling and performing preventive maintenance for all County vehicles. Central Fleet has preventative maintenance stickers on the inside upper left hand corner of the windshield stating when the next required preventative maintenance service is required. It is the responsibility of the driver to ensure that the maintenance is performed at the required intervals. When a vehicle is due for preventive maintenance, Central Fleet will also notify the using department at least 1 week prior to the scheduled service date.

When a vehicle is overdue for inspection by more than 30 days, the using agency will be charged the full maintenance charge regardless of the vehicle classification. When a vehicle is overdue for inspection by more than 30 days, the fuel card will be suspended until the inspection has been completed. The following outlines the Preventative Maintenance Schedule by class of vehicle:

- **Automobiles, vans, utility vehicles, and light trucks**
  - Level A .....Every 5,000 miles
  - Level B.....Every 36,000 miles

- **Heavy Trucks\***  
 Level A .....Every 5,000 miles  
 Level B (DOT) .....Annually or every 25,000 miles
  
- **Dump Trucks\***  
 Level A .....Every 5,000 miles or annually  
 Level B (DOT) .....Annually or every 25,000 miles
  
- **Heavy Equipment\***  
 Level A .....Every 250 service hours or 6 months  
 Level B (DOT) .....Annually or every 25,000 miles
  
- **Trailers**  
 Level A .....6 months  
 Level B (DOT) .....Annually

For equipment that is not listed above, preventive maintenance is performed at least annually to ensure the safe condition and operability of the equipment.

Preventive maintenance for heavy trucks and equipment is completed according to the manufacturer’s specifications at a minimum. The State of Maryland (Annotated Code of Maryland, Transportation Article. Title 23 Vehicle Laws – Inspection of Used Vehicles and Warnings for Defective Equipment, Subtitle 3. Preventive Maintenance Program) requires all trucks with a gross vehicle weight (GVW) greater than 10,000 pounds to carry the appropriate required document, as follows:

- A record of the most recent inspection (at least every 25,000 miles or at least every 12 months, whichever occurs first), including any maintenance or repair work performed.
  
- A written certification that the vehicle is maintained under a preventive maintenance plan approved by the Administration and the Automotive Safety Enforcement Division of the Maryland State Police Division.

Central Fleet is responsible for responding to all requests for unscheduled maintenance in both emergency and non-emergency situations. A copy of the Office of Central Fleet’s Vehicle and Equipment Maintenance Policy is included in Appendix G.

#### **4.1.4 Vehicle and Equipment Storage**

Vehicles and equipment at the Ridge Road Shop are mainly stored outdoors; however, vehicles and equipment that are actively leaking are stored indoors to minimize the exposure to stormwater. Maintenance to vehicles and equipment occurs in both the HCPSS and Fleet maintenance shops. Floor drains from both shops lead to an OWS, located in the Fleet maintenance shop. Both shops also contain spill kits with absorbent materials.

The Howard County Spill Response and Notification Standard Operating Procedure (SOP), which outlines procedures for stopping, containing, and cleaning up spills as well as notification requirements, is included in Appendix H. Agencies and contact information are also included in the table at the beginning of this document.

#### **4.1.5 Vehicle and Equipment Cleaning**

All vehicle and equipment washing operations are performed within the vehicle washing area, located inside the Fleet maintenance shop. All wash water flows into a trench drain system that is connected to an OWS, which is also located inside of the Fleet maintenance shop. This OWS is serviced semi-annually by a contractor and the waste water and sludge are hauled offsite for proper disposal.

#### **4.1.6 Vehicle and Equipment Maintenance Areas**

All vehicle and equipment maintenance operations are performed inside of the maintenance shops. These activities have a low potential for generating stormwater pollution. Drains inside the both maintenance shops are connected to an OWS, which is located within the Fleet maintenance building. When this OWS holding tank reaches 80 percent capacity, a visual and audible alarm will sound, and Ridge Road Shop personnel will notify the appropriate contractor or Howard County personnel that the system is in need of maintenance. This OWS is currently serviced semi-annually by a contractor who is responsible for collecting and removing the grit and oil sludge.

Drip pans and absorbent materials are used, as appropriate, for vehicles undergoing and awaiting maintenance. Vehicles awaiting maintenance are also stored under cover in the vehicle maintenance buildings whenever possible.

#### **4.1.7 Fueling Areas**

All vehicle and equipment fueling is performed at the fueling island, which contains two 9,978-gallon ASTs that contain diesel and gasoline. Both of these tanks are double-walled and equipped with both a fill gauge and leak detector. There is an audible/visual overfill alarm located at the top of the stairs leading to the tanks. Both ASTs are located under a canopy and two spill kits are present; however, the canopy drains discharge directly over the fueling pad. This activity has a high potential for generating stormwater pollution if equipment is used improperly or inattentively. A trench drain system to capture the flow from the canopy downspouts and divert it to an OWS is in the design phase and construction is scheduled for FY15.

The Ridge Road Shop has fuel/oil ASTs located throughout the site, which are periodically refilled by a contractor. The potential risk of pollution generation for this source is low as long as contractors perform transfers with care and attention. The fuel delivery contractor, currently Mansfield under contract to the County, is responsible for placing spill protection around the hose connections, measuring and documenting the existing fuel levels prior to delivery, and safely filling the tanks. The fuel delivery trucks should be equipped with automatic shut-off

mechanisms, as well as gauges or meters to ensure that the fuel tanks will not be overfilled during refueling. Any oil discharges from the delivery trucks during loading or unloading would be contained within the secondary containments of the tanks. The Fleet Operations Supervisor or designee on-site is authorized to sign for deliveries and acknowledge that deliveries are performed in accordance with State and local regulations. See the Ridge Road Shop SPCC plan for additional details related to fueling by subcontractors.

The Howard County Spill Response and Notification SOP, which outlines procedures for stopping, containing, and cleaning up spills as well as notification requirements, is included in Appendix G. Agencies and contact information are also included in the table at the front of this document.

#### **4.1.8 Material Storage Areas**

Vehicles and equipment are generally maintained indoors. Some storage of vehicles and equipment occurs in the parking area located in DA 2 and in the northern portion of DA 3. Any leaky or leak-prone vehicles are stored within the maintenance shops. The potential for stormwater pollution is therefore low.

Howard County maintains a Hazard Communication (HAZCOM) Plan applicable to all of its facilities. The HAZCOM program is currently transitioning to the Globally Harmonized System, and this transition will be completed by 1 June 2015. It is Howard County's policy that all chemicals must be properly labeled throughout their use.

Each Facility has designated a qualified individual who is responsible for ensuring all labels are properly affixed when delivered to the site, and throughout the chemical use. Each primary container of hazardous chemicals will be clearly and legibly labeled with the product identifier, signal word, hazard statement(s), pictogram(s), precautionary statement(s), and supplier identification. Each secondary container of hazardous chemicals must be labeled at a minimum with the trade name(s) of the chemical(s). Portable containers filled with a hazardous chemical are not required to be labeled if both the following conditions apply:

- The employee filling the portable container also is the one who will use the chemical, and
- The employee will use the entire chemical immediately after transferring it to the container.

Safety information and other warnings shall be provided in clear and easily understandable formats including the use of Safety Data Sheets, which are present in accessible areas onsite. More detailed information may be found in the Howard County Hazard Communication Plan on the Howard County intranet site.

Any waste containers in material storage areas must be labeled with their specific contents (e.g. used oil, waste paint, etc.). Hazardous waste containers stored in satellite accumulation areas must have the words "hazardous waste" or the specific contents of the waste. Any hazardous waste containers located in the main accumulation area must have the words "hazardous waste,"

the specific content/type of waste, and the hazardous property of the waste, and must list the accumulation start date.

The Howard County Spill Response and Notification SOP, which outlines procedures for stopping, containing, and cleaning up spills as well as notification requirements, is included in Appendix H. Agencies and contact information are also included in the front of this document.

#### **4.1.9 Spill Prevention and Response**

A discharge of oil to groundwater, surface water, or soil is prohibited by regulations, and immediate action must be taken to control, contain, and recover discharged product. Please note that spill containment and cleanup are of secondary importance when compared to the health and safety of personnel. The immediate action(s) to be taken will depend on the capabilities of the person discovering the incident, his or her training and understanding of the incident, and the resources available in the area of the incident. In all cases, the initial response actions should only be conducted in a safe manner, *placing the safety and security of persons in the area above all other factors*.

Methods of spill containment at the Ridge Road Shop include a combination of structures (e.g., built-in secondary containment, containment pallets), drainage systems (e.g., OWSs, bio-retention facility), and land-based spill response (e.g., sorbent materials) to prevent oil from reaching navigable waters and adjoining shorelines. If a discharge occurs, spill kits and absorbent are available throughout the facility.

The facility has an SPCC Plan in accordance with 40 CFR 112, Oil Pollution Prevention. Please reference Section 5.0, Facility Description and Discharge Prevention, and Section 8.0, Containment and Diversionary Structures within the facility SPCC for additional information.

As discussed previously in Section 4.1.8, Howard County maintains a HAZCOM Plan applicable to all of its facilities. It is Howard County's policy that all chemicals must be properly labeled throughout their use. More detailed information may be found in the Howard County Hazard Communication Plan on the Howard County intranet site.

The Howard County Spill Response and Notification SOP, which outlines procedures for stopping, containing, and cleaning up spills as well as notification requirements, is included in Appendix H. Agencies and contact information are also included in table at the front of this document.

#### **4.1.10 Erosion and Sediment Controls**

Erosion concerns can be divided into two broad categories:

- i. Erosion due to active construction projects; and

- ii. Chronic or nuisance eroding areas due to inadequate conveyance, steep slopes, erodible fills, etc.

The first category of erosion potential is associated with various development projects being actively constructed or planned on facility property. The Howard County agency responsible for the construction submits the application for the General Discharge Permit for Construction Activity from MDE for projects that will disturb one or more acres of earth. In accordance with applicable regulations, for each construction project, an erosion and sediment control plan will need to be developed by a professional engineer, incorporated into the project design, and approved by the local and state regulatory agencies. These plans will identify the specific control measures that will be in place during construction to minimize erosion and sedimentation. The Construction Inspection Division of the Bureau of Engineering inspects all active construction projects on Howard County property to ensure compliance with erosion and sediment control plans.

The second category of erosion and sedimentation problems involves areas that may experience nuisance erosion due to inadequate conveyance, steep slopes, or erodible fills. Areas of erosion will be identified during the Quarterly Routine Facility Inspection and the annual Comprehensive Site Compliance Evaluation (CSCE) and communicated to Howard County's SMD. In addition, the SMD conducts preventative maintenance inspections of stormwater structures on a triennial basis. Repairs are coordinated between SMD and the Bureau of Highways. Howard County's Stormwater Management Facility Inspection and Maintenance Procedure is located in Appendix F.

Ridge Road Shop staff currently monitor for erosion by visual inspection. When erosion is observed, steps are taken to lessen the impact of erosion and sedimentation of the surrounding area.

A bio-retention facility is located in the southwestern portion of the site within Drainage Area 1. It consists of a large pervious area that captures and filters a large portion of the stormwater that enters the drainage area, and then diverts the water into the storm drain system, which exits the site via Outfall A.

A 1,500-gallon grit chamber is located in the northeastern portion of the site within Drainage Area 3. Stormwater entering this drainage area is collected by the storm drain network and diverted to the OWS, which is designed to lower discharge flow from the site. Stormwater will then exit the site via Outfall B.

#### **4.1.11 Management of Runoff**

Devices and facilities to manage stormwater runoff may include catch basins, underground chambers, detention basins, wet ponds, oil/water and oil/grit separators. The various facilities and devices provide different types of stormwater quality and quantity management. For example, a typical stormwater basin may be designed to provide quantity management for attenuating peak discharges and targeting pollutants like sediment and phosphorus from paved

areas, whereas an oil/water separator is utilized to remove petroleum from lower flows through the drainage system.

The Ridge Road Shop utilizes two stormwater management devices to regulate and filter discharges from the site. A bio-retention facility is located within DA 1 and consists of a large pervious area that captures and filters a large portion of the stormwater that enters the drainage area, and then diverts the water into the storm drain system, which exits the site via Outfall A. A 1,500-gallon grit chamber is located on the eastern portion of the site within DA 3. Stormwater entering this drainage area is collected by the storm drain network and diverted to the OWS, which is designed to lower discharge flow from the site. Stormwater will then exit the site via Outfall B.

#### **4.1.12 Salt Storage Piles or Piles Containing Salt**

There is currently no salt storage onsite at the Ridge Road Shop.

#### **4.1.13 Sector-Specific Non-Numeric Effluent Limits**

The site is classified as industry Sector AD.a; Department of Public Works and Highway Maintenance Facilities. Sector AD.a requires that the SWPPP include the requirements listed in Sector P – L and Transportation and Warehousing.

This Sector requires additional control measures and/or technology-based effluent limits, outlined in Appendix D of the 12-SW. These control measures are discussed within this Section of the SWPPP, and include Vehicle and Equipment Storage, Vehicle and Equipment Cleaning, Vehicle and Equipment Maintenance Areas, Fueling Areas, Material Storage Areas, Dust Generation, and Vehicle Tracking and Employee Training. Locomotive Sanding is another operation included in this Sector of the 12-SW; however, this operation does not occur at Howard County facilities.

#### **4.1.14 Non-Stormwater Discharges**

Non-stormwater discharges are a potential pollutant source and must be evaluated as required by the 12-SW. In general, non-stormwater discharges are prohibited; however, there are exemptions as discussed previously in Section 3.4 of this Plan. A visual evaluation of the facility for prohibited, non-stormwater discharges was performed. The completed Non-Stormwater Discharge Evaluation form, which includes outfall identification, observed non-stormwater discharges and corresponding outfalls, and corrective actions, is included in Appendix E.

#### **4.1.15 Waste, Garbage, and Floatable Debris**

The Ridge Road Shop collects solid waste generated by Fleet and HCPSS from routine operations in four covered dumpsters. Two of the dumpsters are located east of the fueling area in DA 3 and the remaining two are located south of the HCPSS maintenance shop in DA 2. Both the solid waste and the recyclables are collected by Ecology Services on a weekly basis and transported to the Alpha Ridge Landfill or to the Annapolis Junction Transfer Station for

disposal. The potential for stormwater contamination is low due to the practice of keeping the dumpsters covered in combination with visual inspections and routine disposal. Large scrap metal and scrap tire roll-off dumpsters are located on the eastern side of the fueling area in DA 3. Scrap metal is collected by Howard County personnel and transported to Alpha Ridge Landfill, where it is received by United Iron and Metal for recycling. Scrap tires are also transported to Alpha Ridge Landfill by County personnel and are then hauled to Auston Contracting for recycling. The potential for stormwater contamination is low since the facility performs routine visual inspections to ensure the dumpsters remain in good condition or are replaced.

Waste materials associated with vehicle maintenance operations include used oil, degreasing solution, hazardous waste, and scrap tires. Used oil is collected in a 1,000-gallon double-walled AST located on the eastern side of the fleet maintenance shop in DA 2. FCC Environmental collects the used oil for recycling as needed. There is a potential for stormwater contamination to occur if there are any spills when used oil is being added or removed. A spill kit is located next to the used oil AST that can be used in the event of a spill by facility personnel. Spills are addressed as they are identified, and used spill response equipment is properly collected and stored as waste within the maintenance shop(s). Waste anti-freeze is routinely removed from the facility by Safety-Kleen and is considered a non-hazardous waste. The potential for stormwater contamination from waste anti-freeze is low since it is stored indoors. Clean Harbors removes hazardous wastes including used absorbents and waste aerosols stored in the fleet maintenance shop and in the HCPSS maintenance shop. The potential for stormwater contamination from hazardous waste is low since it is stored indoors.

#### **4.1.16 Dust Generation and Vehicle Tracking of Industrial Materials**

The Ridge Road facility does not manage stockpiles of dirt or sand and all materials hauled off-site at the facility are stored in closed containers or sealed bags, which limits the potential for dust generation or off-site tracking.

## 5.0 EMPLOYEE TRAINING

Training is necessary to ensure that Ridge Road Shop personnel are aware of their impact to stormwater, their responsibilities to prevent pollution, and methods to control such pollution release. All training is to be organized and coordinated through the P2 Team and Howard County DPW BES. Howard County DPW BES will conduct the training.

The goals of the training are as follows:

- Educate facility staff at all levels of responsibility on the purpose, requirements, and implementation activities of the SWPPP.
- Promote overall awareness of stormwater pollution prevention to facility staff.
- Integrate the stormwater pollution prevention strategy into existing facility practices.

The topics covered during the training include, but are not limited to:

- Purpose of SWPPP
- NPDES/SWPPP requirements
- SWPPP contents
- Hydrology and water quality basics
- Minimize exposure
- Good housekeeping measures
- Maintenance
  - Used oil and spent solvent management\*
  - Fueling procedures\*
  - Painting procedures\*
  - Used battery management\*
- Spill prevention and response procedures
- Erosion and sediment controls
- Management of runoff
- Salt Storage
- Effluent Limits
- Non-stormwater discharges
- Waste, garbage, and floatable debris
- Dust generation and vehicle tracking
- Monitoring
- Inspections.

\*These requirements are specifically identified in Sector AD.a; Department of Public Works and Highway Maintenance Facilities.

The P2 Team and BES will alert the staff in advance of the training session to ensure full participation in the event. Training sessions are to be held annually for Ridge Road Shop personnel. Attendance at an annual training event for each calendar year is mandatory for all employees. Additional training will be held on an as-needed basis for new employees. Each employee must sign an attendance sheet verifying that the employee was present at the training event. The attendance sheet and a brief description of the training topics discussed must then be stored with this SWPPP or in a central file at BES.

Other training sessions will be held as necessary for members of the P2 Team or other Ridge Road Shop personnel to address specific topics of interest. Topics for such training sessions may include basic concepts of P2 and stormwater control measures (for new P2 members), and proper use and maintenance of stormwater control measures. Training on these topics will be scheduled on an as-needed basis by the P2 Team Leader in coordination with the P2 Team.

An outline of sample stormwater pollution prevention training and a sample attendance sheet are included in Appendix I.

## **6.0 MONITORING**

### **6.1 SCHEDULES AND PROCEDURES FOR MONITORING**

#### **6.1.1 Benchmark Monitoring**

Benchmark Monitoring is not required for facilities that fall within Sector AD.a; Department of Public Works and Highway Maintenance Facilities and Sector P – Land Transportation and Warehousing of the 12-SW. This Facility is classified as Sector AD.a and therefore not required to perform benchmark monitoring.

#### **6.1.2 Impaired Waters Monitoring**

The Ridge Road Shop discharges to the Patapsco River Lower North Branch, which is classified as “impaired waters.” This watershed is impaired by total suspended solids (TSS), nutrients – sulfates and chlorides, and channelization due to urban development.

At the time of the submittal of the NOI for the 12-SW, the Facility has not conducted any voluntary monitoring of the impaired waterway. Howard County will await any further direction from MDE in regards to additional monitoring, limits, or controls of this waterway, if necessary, to be consistent with the waste load allocation of the USEPA-approved TMDL.

## **7.0 INSPECTIONS, CORRECTIVE ACTIONS AND RECORDKEEPING**

### **7.1 INSPECTIONS**

#### **7.1.1 Comprehensive Site Compliance Evaluation (CSCE)**

Howard County BES will facilitate CSCE of the Ridge Road Shop on an annual frequency. The evaluations will be performed by a qualified person designated by Howard County BES with the Ridge Road Supervisor. The CSCE of the facility will replace one of the quarterly routine inspections. A schedule that outlines all Howard County inspections relative to the SWPPP program is included in Appendix J.

At minimum, the CSCE will include an inspection of the following where materials or activities are exposed to stormwater:

- Industrial materials, garbage, or debris that may have or could come into contact with stormwater;
- Leaks or spills from vehicles/equipment, drums, ASTs, transformers, emergency generators, or other containers that have occurred within the past 3 years;
- Storage areas for vehicles/equipment awaiting maintenance\*;
- Fueling areas\*;
- Indoor/outdoor vehicle equipment maintenance areas\*;
- Material storage areas\*;
- Vehicle/equipment cleaning areas\*;
- Unloading/loading areas\*;
- Offsite tracking of sediment where vehicles enter or exit the site;
- Tracking or blowing of sediment or materials from areas of no exposure to exposed areas;
- Evidence of, or the potential for, pollutants entering the drainage system;
- Evidence of pollutants discharging to surface waters at all facility outfalls;
- The condition of and around any outfall, including flow dissipation measures to prevent erosion (scouring);

- Training performed, inspections completed, maintenance performed, quarterly visual examinations, and effective operation of BMPs; and
- Completeness of records.

\*These requirements are specifically identified in Sector AD.a; Department of Public Works and Highway Maintenance Facilities.

Howard County BES or its designee will write a report summarizing the scope, names of individual(s) conducting the CSCE, date of evaluation, and observations related to the SWPPP implementation (Appendix H). Any corrective actions will be identified as described in the Corrective Action Procedure in Section 6.2. The SWPPP will be modified as necessary based upon the observations noted during the CSCE.

All records of the CSCE including resulting or corrective actions will be maintained for a minimum of 5 years by BES.

### **7.1.2 Routine Facility Inspections**

Routine facility inspections will be conducted at least once per quarter to review the effectiveness of the SWPPP. The Facility Supervisor will facilitate the routine inspection to ensure one inspection is conducted during a stormwater discharge event and that at least one member of the Pollution Prevention Team participates in each inspection. A schedule that outlines all Howard County inspections relative to the SWPPP program is included in Appendix J.

The CSCE (described in Section 7.1.1) of the Ridge Road Shop will replace one of the quarterly routine inspections. At minimum, the routine facility inspection will include an inspection of the following where materials or activities are exposed to stormwater:

- Industrial materials, garbage, or debris that may have or could come into contact with stormwater;
- Leaks or spills from vehicles/equipment, drums, ASTs, transformers, emergency generators, or other containers that have occurred within the past 3 years;
- Storage areas for vehicles/equipment awaiting maintenance\*;
- Fueling areas\*;
- Indoor/outdoor vehicle equipment maintenance areas\*;
- Material storage areas\*;
- Vehicle/equipment cleaning areas\*;

- Unloading/loading areas\*;
- Offsite tracking of sediment where vehicles enter or exit the site;
- Tracking or blowing of sediment or materials from areas of no exposure to exposed areas;
- Evidence of, or the potential for, pollutants entering the drainage system;
- Evidence of pollutants discharging to surface waters at all facility outfalls;
- The condition of and around any outfall, including flow dissipation measures to prevent erosion (scouring);
- Training performed, inspections completed, maintenance performed, quarterly visual examinations, and effective operation of BMPs; and
- Completeness of records.

\*These requirements are specifically identified in Sector AD.a; Department of Public Works and Highway Maintenance Facilities.

The inspector(s) will record the routine facility inspection on the inspection checklist (Appendix K). The checklist will include a certification that the Ridge Road Shop is in compliance with the SWPPP and 12-SW or include a record of deficiencies with follow-up actions.

Howard County BES requests electronic copies of the complete Routine Facility Inspection on a regular basis. BES will review the checklist for completeness and for “triggering events.” BES will be responsible for coordinating and documenting the corrective action process. The SWPPP will be modified as necessary based upon the observations noted during the routine facility inspection.

All records of the routine facility inspection including resulting corrective actions will be maintained for a minimum of five (5) years by BES.

### **7.1.3 Quarterly Visual Inspection**

This Ridge Road Shop was previously covered under the General Discharge Permit for Storm Water Associated with Industrial Activity, Discharge Permit Number 02-SW, issued 1 December 2002, which did not require visual inspections. Visual inspections have not been performed to date at the Ridge Road Shop. A schedule that outlines all Howard County inspections relative to the SWPPP program is included in Appendix J.

Quarterly visual inspections will commence during the first full quarter after the facility has been notified of coverage under the 12-SW. The monitoring quarters are as follows: 1 January through 31 March; 1 April through 30 June; 1 July through 30 September; and 1 October through

31 December. BES is responsible for the quarterly visual inspections and has subcontracted this effort.

The general procedure for visual inspections is as follows:

- At least once each quarter, a designated individual from the Facility will collect a stormwater sample from (Outfall A and Outfall B).
  - The sample must be collected during an active discharge of stormwater.
  - One is not required to sample during an adverse weather event (i.e., events which are dangerous or create inaccessibility such as flooding, high winds, electrical storms, etc.). A substitute sample must be taken from the next qualifying storm event. Documentation for this must be included in SWPPP records.
  - The Ridge Road Shop is not required to sample during conditions which make sampling otherwise impractical, such as drought or extended frozen conditions. A substitute sample must be taken from the next qualifying storm event. Documentation for this must be included in SWPPP records.
- Any deviations from a regular quarterly scheduled inspection must be documented.
- Samples may be taken during any precipitation event where there is a measurable discharge from the outfall. This includes snow melt.
- Samples must be collected within the first 30 minutes of the storm event.
- Samples should be collected within a clear container.
- The Quarterly Visual Monitoring Form (located in Appendix L) is required to be completed for each sample.
- The Quarterly Visual Monitoring Form has entries for visual parameters during the time immediately following sample collection, and visual parameters for 30 minutes following sample collection.

Howard County BES will receive copies of the Quarterly Visual Monitoring form for the Ridge Road Shop from the contractor, once completed. BES will review the form for completeness and for “triggering events.” BES will be responsible for coordinating and documenting the corrective action process.

All records of quarterly visual monitoring forms will be maintained for a minimum of 5 years.

## 7.2 CORRECTIVE ACTION PROCEDURE

### 7.2.1 Internal Corrective Action Procedure

Internal corrective actions refer to non-reportable and reportable corrective actions. Non-reportable corrective actions tend to be proactive in nature. Reportable corrective actions are defined by “triggering events,” which is discussed further in Section 7.2.2. The Ridge Road Shop personnel will adhere to the following procedure for managing internal corrective actions resulting from the observations during regular operations, quarterly visual inspections, routine facility inspections, and CSCE:

1. General: Maintain proper inspection and follow-up records: The inspection checklists and Quarterly Visual Inspection Form with corrective actions will serve as the records of the inspections. The checklists will include the following information:
  - Date of the inspection
  - Individual(s) conducting the inspection
  - Scope
  - Problems found/Corrective actions identified
  - Response implemented to rectify the problem
2. Corrective Actions: The individual(s) performing the routine facility inspections must use the following procedures to ensure that the appropriate corrective actions are taken:
  - The individual(s) who is responsible for performing the routine inspection must complete all items on the checklist.
  - The inspector must sign the checklist when it is complete.
  - Each inspection item on the checklist must be assigned a responsible party and completion date.
  - The individual(s) addressing the corrective action must complete the appropriate section of the checklist once the action has been implemented.
  - The completed and signed checklist must be maintained with SWPPP records.
3. Management and Documentation of Corrective Actions: BES will be responsible for receiving and reviewing the Ridge Road Shop inspections and documenting and tracking all corrective actions. An example spreadsheet, which will be used to document and manage all Howard County Stormwater Program corrective actions, is included in Appendix L.

## 7.2.2 Events Triggering MDE Reportable Corrective Actions

Howard County will develop corrective actions if deficiencies are noted during regular operations, quarterly visual inspections, routine facility inspections, and CSCE.

In addition to regular corrective actions, which are proactive in nature and not necessarily a result of a noncompliance event, there are “MDE Reportable” corrective actions. If any of the following events occur, the P2 Team must review and revise the selection, design, installation, and implementation of the Facility’s control measures to ensure that the condition is eliminated and will not be repeated in the future:

- An unauthorized release or discharge;
- Facility becomes aware, or MDE determines, that the control measures are not stringent enough for the discharge to meet applicable water quality standards;
- An inspection or evaluation of the Facility by an MDE official, determines that modifications to the control measures are necessary to meet the non-numeric effluent limits in this permit; or
- Facility observes in the Routine Facility and Quarterly Visual Inspection and CSCE that control measures are not being properly operated and maintained.

## 7.2.3 Documentation of MDE Reportable Corrective Actions

The documentation of the MDE Reportable Corrective Action must be included with the CSCE documentation. The following timeline for documentation of Corrective Actions is defined within the 12-SW:

- **Within 24 hours of discovery of an event** (defined in Section 7.2.1) the Ridge Road Shop must document the following information: identification of the condition triggering the need for corrective action, description of the problem identified, and the date the problem was identified.
- **Within 14 days of discovery of an event** (defined in Section 7.2.1) the Ridge Road Shop must document the following information: summary of the corrective action taken or to be taken, justification if the Ridge Road Shop feels that corrective actions do not need to be taken, notice of whether a SWPPP modification is required as a result of this discovery, the date the corrective action was initiated, and the date the corrected action was (or expected to be) completed.

## 7.2.4 Reporting of Corrective Actions to MDE

For deficiencies that **cannot be fully addressed within 30 days of discovery**, the Facility must notify Howard County BES immediately. Howard County BES will notify MDE within the 30-day time period.

### 7.3 RECORDKEEPING

The Ridge Road Shop will maintain a copy of the current SWPPP. The following records will be maintained with the SWPPP for at least 5 years:

- A copy of the NOI and correspondence between the Ridge Road Shop and MDE;
- A copy of this permit (an electronic copy easily available to SWPPP personnel is also acceptable);
- The SPCC Plan;
- Spill log including descriptions and dates of any incidences of significant spills, leaks, or other releases that resulted in discharges of pollutants to waters of the U.S., through stormwater or otherwise; the circumstances leading to the release and actions taken in response to the release; and measures taken to prevent the recurrence of such releases;
- Training records;
- The SMD maintains documentation of maintenance and repairs of control measures, including the date(s) of regular maintenance, date(s) of discovery of areas in need of repair/replacement, and for repairs, date(s) that the control measure(s) returned to full function, and the justification for any extended maintenance/repair schedules;
- Routine Facility Inspection, Quarterly Visual Monitoring Forms (including deviations), and Comprehensive Site Compliance Evaluation records; and
- Corrective actions.

## 8.0 REFERENCES AND INFORMATION SOURCES

- Maryland Department of the Environment (MDE). 2009. *2000 Maryland Stormwater Design Manual*. Volumes I and II. Revisions. May.
- Maryland Department of the Environment (MDE). 2011. *2011 Maryland Standards and Specifications for Soil Erosion and Sediment Control*. May.
- Maryland Department of the Environment (MDE). 2014. General Permit No. 12-SW for Stormwater Discharges associated with Industrial Facilities.
- U.S. Environmental Protection Agency (USEPA). 1992. *Storm Water Management for Industrial Activities: Developing Pollution Prevention Plans and Best Management Practices*. USEPA 832-R-92-006.
- U.S. Environmental Protection Agency (USEPA). 1992. *Summary Guidance for Storm Water Management for Industrial Activities: Developing Pollution Prevention Plans and Best Management Practices*. USEPA 833-R-92-002.
- U.S. Environmental Protection Agency (USEPA). 2009. *Developing Your Stormwater Pollution Prevention Plan, A Guide for Industrial Operators*. USEPA 833-B-09-002. February.

## 9.0 GLOSSARY

The following glossary was extracted from MDE General Permit No. 12-SW for Stormwater Discharges associated with Industrial Facilities.

**Accounting Guidance** – ‘Accounting for Stormwater Wasteload Allocations and Impervious Acres Treated’ dated June 2011, or its successor. This document may be found on the Department’s Stormwater Management Program website or with this website link [http://bit.ly/MDE\\_Accounting\\_Guidance](http://bit.ly/MDE_Accounting_Guidance), under Maryland's Stormwater Management Program. Industrial facilities may not consider section 9 of that document “Alternative BMPs for Consideration”, which were alternative BMPs recommended by Maryland's NPDES municipalities for further examination by the Department.

**Action Area** – all areas to be affected directly or indirectly by the stormwater discharges, allowable non-stormwater discharges, and stormwater discharge-related activities, and not merely the immediate area involved in these discharges and activities.

**BAT** – Best Available Technology Economically Achievable

**Best Management Practices (BMPs)** – schedules of activities, practices (and prohibitions of practices), structures, vegetation, maintenance procedures, and other management practices to prevent or reduce the discharge of pollutants to waters of the State. BMPs also include treatment requirements, operating procedures, and practices to control plant site runoff, spillage or leaks, sludge or waste disposal, or drainage from raw material storage. See 40 CFR 122.2.

**BOD5** – Biochemical Oxygen Demand (5-day test)

**BPJ** – Best Professional Judgment

**BPT** – Best Practicable Control Technology Currently Available

**CERCLA** – Comprehensive Environmental Response, Compensation and Liability Act

**CFR** - Code of Federal Regulations

**COD** – Chemical Oxygen Demand

**Co-located Industrial Activities** – Any industrial activities, excluding your primary industrial activity(ies), located on-site that are defined by the stormwater regulations at 122.26(b)(14)(i)-(ix) and (xi). An activity at a facility is not considered co-located if the activity, when considered separately, does not meet the description of a category of industrial activity covered by the stormwater regulations or identified by the SIC code list in Appendix A of the MDE General Permit No. 12-SW.

**COMAR** - Code of Maryland Regulations

**Control Measure** – refers to any BMP or other method (including narrative effluent limitations) used to prevent or reduce the discharge of pollutants to waters of the State.

**CWA** – Clean Water Act (or the Federal Water Pollution Control Act, 33 U.S.C. §1251 et seq)

**Department** - the Maryland Department of the Environment. Unless stated otherwise, all submissions to the Department shall be directed to the attention of the Wastewater Permits Program.

**Design Manual** - the updated stormwater management principles, methods and practices found in the “Maryland Stormwater Design Manual, Volumes I & II (Design Manual)”, which serves as the Department’s guide for stormwater management principles, methods, and practices for new development, redevelopment, retrofits and restoration. Modifications were made to the Design Manual in 2009, to include Environmental Site Design (ESD) in addition to the established Best Management Practices (BMPs). The latest edition of the Design Manual is available on the Department’s Stormwater Management Program website or with this website link [http://bit.ly/MDE\\_Design\\_Manual](http://bit.ly/MDE_Design_Manual).

**Discharge** – when used without qualification, means the "discharge of a pollutant." See 40 CFR 122.2.

**Discharge of a pollutant** – any addition of any “pollutant” or combination of pollutants to “waters of this State” from any “point source,” or any addition of any pollutant or combination of pollutants to the waters of the “contiguous zone” or the ocean from any point source other than a vessel or other floating craft which is being used as a means of transportation. This includes additions of pollutants into waters of this State from: surface runoff which is collected or channeled by man; discharges through pipes, sewers, or other conveyances, leading into privately owned treatment works. See 40 CFR 122.2.

**Discharge-related activities** – activities that cause, contribute to, or result in stormwater and allowable non- stormwater point source discharges, and measures such as the siting, construction and operation of BMPs to control, reduce, or prevent pollution in the discharges.

**DMR** – Discharge Monitoring Report

**Effluent limitation** - any restriction or prohibition that:

1. Is established under federal law or a law of this State;
2. Specifies quantities, rates or concentrations of chemical, physical, biological, or other constituents that are discharged into the waters of this State;
3. Includes:
  - a. Parameters for the discharge of toxic and nontoxic substances, and
  - b. Standards of performance for new sources.

**Effluent Limitations Guideline (ELG)** – defined in 40 CFR § 122.2 as a regulation published by the Administrator under section 304(b) of CWA to adopt or revise effluent limitations.

**EPA** – U. S. Environmental Protection Agency

**EPA Approved or Established Total Maximum Daily Loads (TMDLs)** – “EPA Approved TMDLs” are those that are developed by a State and approved by EPA. “EPA Established TMDLs” are those that are developed by EPA.

**Existing Discharger** – an operator applying for coverage under this permit for discharges authorized previously under an NPDES general or individual permit.

**Facility or Activity** – any NPDES “point source” (including land or appurtenances thereto) that is subject to regulation under the NPDES program. See 40 CFR 122.2.

**General permit** - a State discharge permit issued for a class of dischargers.

**Grab sample** - an individual sample collected in less than 15 minutes. Grab samples for pH shall be analyzed within 15 minutes of sample collection.

**Groundwater** - underground water in a zone of saturation.

**Hardness Dependent** - refers to benchmark values for some metals that are determined as a function of hardness (in units of mg/L) in water. For these parameters, permittees whose discharges exceed the lowest benchmark level of the metal must determine the hardness of the receiving water (see Appendix C of the MDE General Permit No. 12-SW), to identify the benchmark value applicable to their facility.

**Hazardous Materials or Hazardous Substances or Hazardous or Toxic Waste** – for the purposes of this permit, any liquid, solid, or contained gas that contain properties that are dangerous or potentially harmful to human health or the environment. See also 40 CFR §261.2.

**Impaired Water** (or “**Water Quality Impaired Water**”) – a body of water identified by the Department or EPA pursuant to Section 303(d) of the Clean Water Act as not meeting applicable State water quality standards (these waters are called “water quality limited segments” under 40 CFR 30.2(j)). Impaired waters include both waters with approved or established TMDLs, and those for which a TMDL has not yet been approved or established. Impaired waters compilations are included in Maryland’s most current List of Impaired Surface Waters as Category 4a, 4b, 4c or 5 waterbodies.

**Impervious surface** - any surface that does not allow stormwater to infiltrate into the ground, including any area that is paved or used for vehicular storage or traffic, building rooftops, sidewalks, driveways, etc. The surfaces considered impervious for nutrient reduction requirements are further specified in Part III.A of the permit.

**Industrial Activity** – the 10 categories of industrial activities included in the definition of “stormwater discharges associated with industrial activity” as defined below and in 40 CFR 122.26(b)(14)(i)-(ix) and (xi).

**Industrial Stormwater** – stormwater runoff from industrial activity.

**Infeasible** – there is a site-specific constraint making it not technologically possible, or not economically practicable and achievable in light of best industry practices, to achieve the

required control measures on-site. The burden is on the permittee to demonstrate to the permitting authority that the requirement is infeasible.

**Leachate** – liquid that has passed through or emerged from solid waste and contains soluble, suspended, or miscible materials removed from such waste.

**Measured flow** - any method of liquid volume measurement; the accuracy of which has been previously demonstrated in engineering practice, or for which a relationship to absolute volume has been obtained.

**Minimize** – to reduce and/or eliminate to the extent achievable using control measures (including best management practices) that are technologically available and economically practicable and achievable in light of best industry practice

**MGD** – Million Gallons per Day

**MSDS** – Material Safety Data Sheet

**MSGP** – EPA’s Multi-Sector General Permit

**Municipal Separate Storm Sewer** – a conveyance or system of conveyances (including roads with drainage systems, municipal streets, catch basins, curbs, gutters, ditches, man-made channels, or storm drains):

1. Owned or operated by a State, city, town, borough, county, parish, district, association, or other public body (created by or pursuant to State law) having jurisdiction over disposal of sewage, industrial wastes, stormwater, or other wastes, including special districts under State law such as a sewer district, flood control district or drainage district, or similar entity, or an Indian tribe or an authorized Indian tribal organization, or a designated and approved management agency under section 208 of the CWA that discharges to waters of the United States;
2. Designed or used for collecting or conveying stormwater;
3. Which is not a combined sewer; and
4. Which is not part of a Publicly Owned Treatment Works (POTW) as defined at 40 CFR 122.2. See 40 CFR 122.26(b)(4) and (b)(7).

**Municipal Separate Storm Sewer System (MS4)** – in Maryland we have several MS4 NPDES Permits. The following are a summary of how they are broken down by size. For a full listing and explanation, visit the Department website for “Maryland’s NPDES Municipal Separate Storm Sewer System (MS4) Permits” or at this link [http://bit.ly/MDE\\_MS4](http://bit.ly/MDE_MS4).

Phase I MS4s are for large jurisdictions, which are municipalities with populations of greater than 250,000, and medium jurisdictions, which are municipalities with populations between 100,000 and 250,000. The large Phase I MS4 jurisdictions are Anne Arundel County, Baltimore County, Baltimore City, Montgomery County, and Prince George’s County. The medium Phase I MS4 jurisdictions are Carroll County, Charles County, Frederick County, Harford County, and

Howard County. One statewide MS4 under this category has been issued to the State Highway Administration.

Phase II MS4s include smaller jurisdictions or approximately 60 cities and towns in Maryland with populations greater than 1,000. They also include State and Federal facilities.

**NetDMR** – a national tool for regulated Clean Water Act permittees to submit discharge monitoring reports (DMRs) electronically via a secure Internet application to U.S. EPA through the Environmental Information Exchange Network. NetDMR allows participants to discontinue mailing in hard copy forms under 40 CFR 122.41 and 403.12.

**New Discharger** – a facility from which there is a discharge, that did not commence the discharge at a particular site prior to August 13, 1979, which is not a new source, and which has never received a finally effective NPDES permit for discharges at that site. See 40 CFR 122.2.

**New Source** – any source, the construction of which is commenced after the publication by the EPA of proposed regulations prescribing a standard of performance which will be applicable to the source if the standard is promulgated.

**New Source Performance Standards (NSPS)** – technology-based standards for facilities that qualify as new sources under 40 CFR 122.2 and 40 CFR 122.29.

**No exposure** – all industrial materials or activities are protected by a storm-resistant shelter to prevent exposure to rain, snow, snowmelt, and/or runoff. See 40 CFR 122.26(g).

**Non-Stormwater Discharges** – discharges that do not originate from storm events. They can include, but are not limited to, discharges of process water, air conditioner condensate, noncontact cooling water, pavement wash water, external building washdown, irrigation water, or uncontaminated ground water or spring water.

**Notice of Intent (NOI)** – the form (electronic or paper) required for authorization of coverage under a General Permit.

**Notice of Termination (NOT)** – the form (electronic or paper) required for terminating coverage under a Permit.

**NPDES** – National Pollutant Discharge Elimination System

**NRC** – National Response Center

**NSPS** – New Source Performance Standard

**NTU** – Nephelometric Turbidity Unit

**Operator** – that person or those persons with responsibility for the management and performance of each facility.

**Operator** – any entity with a stormwater discharge associated with industrial activity that meets either of the following two criteria:

1. The entity has operational control over industrial activities, including the ability to make modifications to those activities; or
2. The entity has day-to-day operational control of activities at a facility necessary to ensure compliance with the permit (e.g., the entity is authorized to direct workers at a facility to carry out activities required by the permit).

**Outfall** – locations where collected and concentrated stormwater flows are discharged from the facility, including pipes, ditches, swales, and other structures that transport stormwater.

**Owner** - a person who has a legal interest in the facility or in the property on which the facility is located, or the owner's agent.

**Permittee** - the person holding a permit issued by the Department, or authorized for coverage under a general permit by the department.

**Person** – an individual, association, partnership, corporation, municipality, State or Federal agency, or an agent or employee thereof. See 40 CFR 122.2.

**Point source** – any discernible, confined and discrete conveyance, including any pipe, ditch, channel, tunnel, conduit, well, discrete fissure, container, rolling stock, large animal feeding operation, concentrated animal feeding operation, or vessel or other floating craft, from which pollutants are, or may be, discharged.

**Pollutant** – dredged spoil, solid waste, incinerator residue, filter backwash, sewage, garbage, sewage sludge, munitions, chemical wastes, biological materials, heat, wrecked or discarded equipment, rock, sand, cellar dirt, and industrial, municipal and agricultural waste discharged into water. See 40 CFR 122.2.

**Pollutant of concern** – A pollutant which causes or contributes to a violation of a water quality standard, including a pollutant which is identified as causing an impairment in a state's 303(d) list.

**Pollution** – means any contamination or other alteration of the physical, chemical, or biological properties of any waters of this State, including a change in temperature, taste, color, turbidity, or odor of the waters or the discharge or deposit of any organic matter, harmful organism, or liquid, gaseous, solid, radioactive, or other substance into any waters of this State that will render the waters harmful, or detrimental, to:

- (a) Public health, safety, or welfare;
- (b) Domestic, commercial, industrial, agricultural, recreational, or other legitimate beneficial uses;
- (c) Livestock, wild animals, birds; or
- (d) Fish or other aquatic life.

## **POTW – Publicly Owned Treatment Works**

**Primary industrial activity** – includes any activities performed on-site which are (1) identified by the facility’s primary SIC code; or (2) included in the narrative descriptions of 122.26(b)(14)(i), (iv), (v), or (vii), and (ix). [For co-located activities covered by multiple SIC codes, it is recommended that the primary industrial determination be based on the value of receipts or revenues or, if such information is not available for a particular facility, the number of employees or production rate for each process may be compared. The operation that generates the most revenue or employs the most personnel is the operation in which the facility is primarily engaged. In situations where the vast majority of on-site activity falls within one SIC code, that activity may be the primary industrial activity.] Narrative descriptions in 40 CFR 122.26(b)(14) identified above include: (i) activities subject to stormwater effluent limitations guidelines, new source performance standards, or toxic pollutant effluent standards; (iv) hazardous waste treatment storage, or disposal facilities including those that are operating under interim status or a permit under subtitle C of the Resource Conservation and Recovery Act (RCRA); (v) landfills, land application sites and open dumps that receive or have received industrial wastes; (vii) steam electric power generating facilities; and (ix) sewage treatment works with a design flow of 1.0 mgd or more.

**Proprietary Practices** – Stormwater controls approved through the Department’s Review Process for New Technologies as described in the Department’s 2005 Proprietary Stormwater Practice Guidance titled “Facts about ...Maryland’s Stormwater Program & Proprietary Practices” found on the Departments website or at this link [http://bit.ly/MDE\\_Proprietary\\_Practices](http://bit.ly/MDE_Proprietary_Practices).

**Qualified Personnel** – Qualified personnel are those who possess the knowledge and skills to assess conditions and activities that could impact stormwater quality at your facility, and who can also evaluate the effectiveness of control measures.

**RCRA** – Resource Conservation and Recovery Act

**Reportable Quantity Release** – a release of a hazardous substance at or above the established legal threshold that requires emergency notification. Refer to 40 CFR Parts 110, 117, and 302 for complete definitions and reportable quantities for which notification is required.

**Restoration of Impervious Surfaces** – Treatment of untreated impervious surfaces with structural or non-structural stormwater management practices based upon designs that treat the volume from one inch of rainfall. Approved practices for industrial sites are identified in Part III.A of the permit.

**RQ** – Reportable Quantity

**Runoff** - that portion of stormwater that, once having fallen to the ground, is in excess of the evaporative or infiltrative capacity of soils, and the retentive capacity of surface features, which flows or will flow off the land by surface runoff to waters of the State.

**Runoff coefficient** – the fraction of total rainfall that will appear at the conveyance as runoff. See 40 CFR 122.26(b)(11).

**Run-on** - water from outside the industrial stormwater area that flows into the area. Run-on includes stormwater from rainfall or the melting of snow or ice that falls directly on the unit, as well as the water that drains from adjoining areas.

**SARA** – Superfund Amendments and Reauthorization Act

**Section 313 water priority chemical** - a chemical or chemical categories that: 1) are listed at 40 CFR 372.65 pursuant to Section 313 of Title III of the Superfund Amendments and Reauthorization Act (SARA) of 1986, also titled the Emergency Planning and Community Right-to-Know Act of 1986; 2) are present at or above threshold levels at a facility subject to SARA Title III, Section 313 reporting requirements; and 3) that meet at least one of the following criteria: (i) are listed in Appendix D of 40 CFR 122 on either Table II (organic priority pollutants), Table III (certain metals, cyanides, and phenols) or Table V (certain toxic pollutants and hazardous substances); (ii) are listed as a hazardous substance pursuant to Section 311(b)(2)(A) of the Clean Water Act at 40 CFR 116.4; or (iii) are pollutants for which EPA has published acute or chronic water quality criteria.

**SIC** – Standard Industrial Classification

**Significant materials** – includes, but is not limited to: raw materials; fuels; materials such as solvents, detergents, and plastic pellets; finished materials such as metallic products; raw materials used in food processing or production; hazardous substances designated under section 101(14) of CERCLA, commonly known as Superfund; any chemical the facility is required to report pursuant to section 313 of Title III of SARA; fertilizers; pesticides; and waste products such as ashes, slag and sludge that have the potential to be released with stormwater discharges. See 40 CFR 122.26(b)(12).

**Significant spills** - includes, but is not limited to, releases of oil or hazardous substances in excess of reportable quantities under Section 311 of the Clean Water Act (40 CFR 110.10 and 40 CFR 117.21) or Section 102 of CERCLA (40 CFR 302.4).

**SPCC** – Spill Prevention, Control, and Countermeasures

**State discharge permit** - the discharge permit issued under the Environment Article, Title 9, Subtitle 3, Annotated Code of Maryland.

**Stormwater** – stormwater runoff, snow melt runoff, and surface runoff and drainage. See 40 CFR 122.26(b)(13).

**Stormwater Discharges Associated with Construction Activity** – a discharge of pollutants in stormwater runoff from areas where soil disturbing activities (e.g., clearing, grading, or excavating), construction materials, or equipment storage or maintenance (e.g., fill piles, borrow

areas, concrete truck washout, fueling), or other industrial stormwater directly related to the construction process are located. See 40 CFR 122.26(b)(14)(x) and 40 CFR 122.26(b)(15) .

**Stormwater Discharges Associated with Industrial Activity** – the discharge from any conveyance that is used for collecting and conveying stormwater and that is directly related to manufacturing, processing or raw materials storage areas at an industrial plant. The term does not include discharges from facilities or activities excluded from the NPDES program under Part 122. For the categories of industries identified in this section, the term includes, but is not limited to, stormwater discharges from industrial plant yards; immediate access roads and rail lines used or traveled by carriers of raw materials, manufactured products, waste material, or by-products used or created by the facility; material handling sites; refuse sites; sites used for the application or disposal of process waste waters; sites used for the storage and maintenance of material handling equipment; sites used for residual treatment, storage, or disposal; shipping and receiving areas; manufacturing buildings; storage areas (including tank farms) for raw materials, and intermediate and final products; and areas where industrial activity has taken place in the past and significant materials remain and are exposed to stormwater. For the purposes of this paragraph, material handling activities include storage, loading and unloading, transportation, or conveyance of any raw material, intermediate product, final product, by-product or waste product. The term excludes areas located on plant lands separate from the plant's industrial activities, such as office buildings and accompanying parking lots as long as the drainage from the excluded areas is not mixed with stormwater drained from the above described areas. Industrial facilities include those that are federally, State, or municipally owned or operated that meet the description of the facilities listed in 40 CFR 122.26(b)(14). The term also includes those facilities designated under the provisions of 40 CFR 122.26(a)(1)(v). See 40 CFR 122.26(b)(14).

**Stormwater management** – is, as described in the Design Manual, any

1. quantitative control, a system of vegetative and structural measures that control the increased volume and rate of surface runoff caused by man-made changes to the land; and
2. qualitative control, a system of vegetative, structural, and other measures that reduce or eliminate pollutants that might otherwise be carried by runoff.

**Stormwater Team** – the group of individuals responsible for oversight of the development and modifications of the SWPPP, and oversight of compliance with the permit requirements. The individuals on the “Stormwater Team” must be identified in the SWPPP.

**Storm Event** – a precipitation event that results in a measurable amount of precipitation.

**Surface waters** - all waters of this State which are not groundwaters.

**SWPPP** – Stormwater Pollution Prevention Plan

**Tier 2 Waters** – For antidegradation purposes, pursuant to 40 CFR 131.12(a)(2), Tier 2 waters are characterized as having water quality that exceeds the levels necessary to support propagation of fish, shellfish, and wildlife and recreation in and on the water.

**Total Maximum Daily Loads (TMDLs)** – A TMDL is a calculation of the maximum amount of a pollutant that a waterbody can receive and still meet water quality standards, and an allocation of that amount to the pollutant's sources. A TMDL includes wasteload allocations (WLAs) for point source discharges; load allocations (LAs) for nonpoint sources and/or natural background, and must include a margin of safety (MOS) and account for seasonal variations. (See section 303(d) of the Clean Water Act and 40 CFR 130.2 and 130.7).

**Treatment of Impervious Surfaces** - Implementing the requirements for stormwater management as prescribed in the Department's "2000 Maryland Stormwater Design Manual, Volumes I & II" or the Design Manual for impervious area. The manual spells out both design and implementation requirements using appropriately sized Best Management Practices or Environmental Site Design, based upon designs that manage on-site the water quality volume (WQv) resulting from the first one inch of rainfall from a 24-hour storm preceded by 48 hours of no measurable precipitation.

**TSDf** – Treatment, Storage, or Disposal Facility

**TSS** – Total Suspended Solids

**USGS** – United States Geological Survey

**Wastewater** - any:

1. liquid waste substance derived from industrial, commercial, municipal, residential, agricultural, recreational, or other operations or establishments; and
2. other liquid waste substance containing liquid, gaseous or solid matter and having characteristics that will pollute any waters of the State.

**Water Quality Impaired** – See 'Impaired Water'

**Water Quality Standards** – A water quality standard defines the water quality goals of a water body, or portion thereof, by designating the use or uses to be made of the water and by setting criteria necessary to protect the uses. The Department as promulgated in COMAR 26.08.02 (<http://www.dsd.state.md.us/comar/>) and EPA adopt water quality standards to protect public health or welfare, enhance the quality of water and serve the purposes of the Clean Water Act (See CWA sections 101(a)2 and 303(c)). Water quality standards also include an antidegradation policy. See P.U.D. o. 1 of Jefferson County et al v. Wash Dept of Ecology et al, 511 US 701, 705 (1994).

**Waters of the State** – includes:

1. both surface and underground waters within the boundaries of this State subject to its jurisdiction, including that part of the Atlantic Ocean within the boundaries of this State, the Chesapeake Bay and its tributaries, and all ponds, lakes, rivers, streams, tidal and nontidal wetlands, public ditches, tax ditches, and public drainage systems within this State, other than those designed and used to collect, convey, or dispose of sanitary sewage; and

2. the flood plain of free-flowing waters determined by the Department of Natural Resources on the basis of the 100-year flood frequency.

**WLA** – Waste Load Allocation

**“You” and “Your”** – as used in this permit are intended to refer to the permittee, the operator, or the discharger as the context indicates and that party’s facility or responsibilities. The use of “you” and “your” refers to a particular facility and not to all facilities operated by a particular entity. For example, “you must submit” means the permittee must submit something for that particular facility. Likewise, “all your discharges” would refer only to discharges at that one facility.

**APPENDIX A**

**MDE GENERAL DISCHARGE PERMIT 12-SW**



**MARYLAND DEPARTMENT OF THE ENVIRONMENT**

1800 Washington Boulevard • Baltimore Maryland 21230  
(410) 537-3000 • 1-800-633-6101 • <http://www.mde.maryland.gov>

Martin O’Malley  
Governor

Robert M. Summers, Ph.D  
Secretary

Anthony G. Brown  
Lieutenant Governor

**GENERAL PERMIT FOR DISCHARGES FROM  
STORMWATER ASSOCIATED WITH INDUSTRIAL ACTIVITIES**

**DISCHARGE PERMIT NO. 12-SW NPDES PERMIT NO. MDR0000**

**Effective Date:** January 1, 2014      **Expiration Date:** December 31, 2018

**PART I. APPLICABILITY..... 1**

- A. GEOGRAPHIC COVERAGE ..... 1**
- B. FACILITIES COVERED ..... 1**
- C. LIMITATIONS ON COVERAGE ..... 1**
- D. PROHIBITED STORMWATER DISCHARGES ..... 2**
- E. ELIGIBLE DISCHARGES ..... 2**
- F. No EXPOSURE CERTIFICATION ..... 3**
- G. ALTERNATIVE PERMIT COVERAGE ..... 3**
- H. CONTINUATION OF AN EXPIRED GENERAL PERMIT ..... 4**

**PART II. AUTHORIZATION UNDER THIS PERMIT ..... 4**

- A. HOW TO OBTAIN AUTHORIZATION ..... 4**
- B. DEADLINES FOR COVERAGE ..... 6**
- C. REQUIRED SIGNATURES ..... 7**
- D. FAILURE TO NOTIFY ..... 8**
- E. ADDITIONAL NOTIFICATION ..... 8**
- F. CHANGES IN PERMIT COVERAGE ..... 8**

**PART III. STORMWATER MANAGEMENT REQUIREMENTS ..... 9**

- A. CHESAPEAKE BAY RESTORATION REQUIREMENTS ..... 9**
- B. CONTROL MEASURES AND EFFLUENT LIMITS ..... 12**
- C. STORMWATER POLLUTION PREVENTION PLAN (SWPPP) REQUIREMENTS ..... 17**
- D. ADDITIONAL REQUIREMENTS FOR FACILITIES SUBJECT TO SARA TITLE III, SECTION 313 REQUIREMENTS ..... 21**

**PART IV. CORRECTIVE ACTIONS ..... 22**

- A. CONDITIONS REQUIRING REVIEW AND REVISION TO ELIMINATE PROBLEM ..... 22**
- B. CONDITIONS REQUIRING REVIEW TO DETERMINE IF MODIFICATIONS ARE NECESSARY ..... 22**
- C. CORRECTIVE ACTION DEADLINES ..... 22**
- D. CORRECTIVE ACTION REPORT ..... 23**
- E. EFFECT OF CORRECTIVE ACTION ..... 23**
- F. SUBSTANTIALLY IDENTICAL OUTFALLS ..... 23**

**PART V. INSPECTIONS, MONITORING, AND REPORTING ..... 23**

<b>A.</b>	<b>SITE INSPECTIONS AND EVALUATIONS</b> .....	23
<b>B.</b>	<b>INDUSTRY SPECIFIC BENCHMARKS MONITORING REQUIREMENTS</b> .....	25
<b>C.</b>	<b>MONITORING PROCEDURES</b> .....	28
<b>D.</b>	<b>HAZARDOUS SUBSTANCES OR OIL IN STORMWATER DISCHARGE(S) REPORTING</b> .....	30
<b>E.</b>	<b>RECORDS RETENTION</b> .....	30
<b>PART VI. STANDARD PERMIT CONDITIONS</b> .....		<b>30</b>
<b>A.</b>	<b>COMPLIANCE WITH THIS GENERAL PERMIT AND WATER POLLUTION ABATEMENT STATUTES</b> .....	30
<b>B.</b>	<b>CIVIL AND CRIMINAL LIABILITY</b> .....	31
<b>C.</b>	<b>ACTION ON VIOLATIONS</b> .....	31
<b>D.</b>	<b>CIVIL PENALTIES FOR VIOLATIONS OF PERMIT CONDITIONS</b> .....	31
<b>E.</b>	<b>CRIMINAL PENALTIES FOR VIOLATIONS OF PERMIT CONDITIONS</b> .....	31
<b>F.</b>	<b>PENALTIES FOR FALSIFICATION AND TAMPERING</b> .....	32
<b>G.</b>	<b>RIGHT OF ENTRY</b> .....	32
<b>H.</b>	<b>PROPERTY RIGHTS/COMPLIANCE WITH OTHER REQUIREMENTS</b> .....	32
<b>I.</b>	<b>DUTY TO PROVIDE INFORMATION</b> .....	32
<b>J.</b>	<b>SUBMITTING ADDITIONAL OR CORRECTED INFORMATION</b> .....	32
<b>K.</b>	<b>AVAILABILITY OF REPORTS</b> .....	33
<b>L.</b>	<b>REMOVED SUBSTANCES</b> .....	33
<b>M.</b>	<b>FACILITY OPERATION AND MAINTENANCE</b> .....	33
<b>N.</b>	<b>TOXIC POLLUTANTS</b> .....	33
<b>O.</b>	<b>OIL AND HAZARDOUS SUBSTANCES PROHIBITED</b> .....	33
<b>P.</b>	<b>WATER CONSTRUCTION AND OBSTRUCTION</b> .....	33
<b>Q.</b>	<b>PERMIT MODIFICATION</b> .....	33
<b>R.</b>	<b>TOTAL MAXIMUM DAILY LOAD (TMDL)</b> .....	34
<b>S.</b>	<b>SEVERABILITY</b> .....	34
<b>PART VII. AUTHORITY TO ISSUE GENERAL NPDES PERMITS</b> .....		<b>34</b>
 <b>APPENDICIES</b>		
	Appendix A – Industry Sectors .....	A-1
	Appendix B – Quarterly Visual Monitoring .....	B-1
	Appendix C – Calculating Hardness in Receiving Water for Hardness Dependent Metals .....	C-1
	Appendix D – Sector-Specific Requirements for Industrial Activity .....	D-1
	Appendix E – Definitions and Acronyms .....	E-1
	Appendix F – Nutrient Reduction Progress Report .....	F-1

---

You are only permitted to discharge under this permit after notifying and getting approval from the Department.

---

## **PART I. APPLICABILITY**

By this permit the Maryland Department of the Environment (the Department) authorizes the discharge of stormwater associated with industrial activity to waters of the state. This authorization is only for operators located in the state of Maryland, who have submitted a notice of intent (NOI) and received written approval from the Department to discharge in accordance with the eligibility requirements and other conditions in this permit and consistent with your NOI, as on file with the Department. This authorization is pursuant to the provisions of Title 9 of the Environment Article, Annotated Code of Maryland, and the provisions of the Federal Clean Water Act (CWA), 33 U.S.C. §1251 *et seq.* and implementing regulations 40 CFR Parts 122, 123, 124, and 125. “You” and “Your” are used in this permit to refer to the permittee or the permit applicant, as the context indicates, and that party’s facility or responsibilities.

### **A. Geographic Coverage**

This permit applies to facilities operating within the state of Maryland.

### **B. Facilities Covered**

To be eligible to discharge under this permit you must either (1) have been covered under previous permit 02-SW or (2) have a stormwater discharge associated with industrial activity, as defined in Appendix E, from a primary industrial activity included in Appendix A or (3) be notified by the Department that you are eligible for coverage under Sector AD: Non-Classified Facilities, as defined in Appendix A or (4) be notified by the Department that you are eligible for coverage as described in Part I.E.4.

### **C. Limitations on Coverage**

The following stormwater discharges are not eligible for coverage under this permit. Additional limitations on coverage for each sector covered under this permit are listed in Appendix D. You must determine which sector(s) your industrial activities are defined as in Appendix A to determine which additional limitations from Appendix D apply.

1. Stormwater discharges associated with construction activity, as defined in Appendix E and 40 CFR 122.26;
  2. Stormwater discharges subject to effluent limitations guidelines (see Part I.G.2);
  3. Stormwater discharges that are mixed with non-stormwater, other than those non-stormwater discharges listed in Part I.E.3;
  4. Stormwater discharges containing the following toxic pollutants, which are limited by effluent standards in 40 CFR Subchapter D Part 129: Aldrin/Dieldrin, DDT, Endrin, Toxaphene, Benzidine, or Polychlorinated Biphenyls (PCBs);
  5. Stormwater discharges for which a National Pollutant Discharge Elimination System (NPDES) permit has been terminated (other than at your request) or denied, or those for which the Department requires an individual permit to address stormwater discharges or an alternative general permit (Part I.G.2.b);
  6. New discharger discharging to water quality “impaired waters,” as defined in Appendix E, are not eligible for coverage under this permit unless you:
    - a. prevent all exposure to stormwater of the pollutant(s) for which the waterbody is impaired, and retain documentation of procedures taken to prevent exposure onsite with your SWPPP; or
    - b. document that the pollutant(s) for which the waterbody is impaired is not present at your site,
-

Provides discharge authorization only upon Maryland Department of the Environment notification of registration.

---

- and retain documentation of this finding with your SWPPP; or
- c. in advance of submitting your NOI, provide to the Department data to support a showing that the discharge is not expected to cause or contribute to an exceedance of a water quality standard, and retain such data onsite with your SWPPP. To do this, you must provide data and other technical information to the Department sufficient to demonstrate:
    - i.) For discharges to waters without a EPA approved or established TMDL, that the discharge of the pollutant for which the water is impaired will meet in-stream water quality criteria at the point of discharge to the waterbody; or
    - ii.) For discharges to waters with an EPA approved or established TMDL, that there are sufficient remaining wasteload allocations in an EPA approved or established TMDL to allow your discharge and that existing dischargers to the waterbody are subject to compliance schedules designed to bring the waterbody into attainment with water quality standards.

You are eligible to discharge to impaired waters if you receive an affirmative determination from the Department that your discharge will not contribute to the existing impairment, in which case you must maintain such determination onsite with your SWPPP.

#### **D. Prohibited Stormwater Discharges**

If you are covered under this permit, a stormwater discharge to waters of the State that contributes to a violation of a water quality standard is a permit violation and subject to corrective actions (see Part IV).

#### **E. Eligible Discharges**

Unless otherwise ineligible under Part I.C, the following discharges may be covered under this permit:

1. Stormwater discharges associated with industrial activity for any primary industrial activities and co-located industrial activities if that activity is listed in Appendix A, or discharges previously covered under permit 02-SW;
  2. Industrial stormwater discharges per the Department's discretion under Sector AD in Appendix A, which includes established Sector AD.a and Sector AD.b, or on a site specific basis as determined by the Department;
  3. Non-stormwater discharges from:
    - a. water used to fight active fires (*not from fire system cleaning or testing*),
    - b. pavement wash waters where no detergents are used and no spills or leaks of toxic or hazardous materials have occurred (unless all spilled material has been removed);
    - c. landscape watering, only if all pesticides, herbicides, and fertilizer have been applied in accordance with the approved labeling;
    - d. routine external building wash down that does not use detergents and any dislodged paint chips are filtered;
    - e. uncontaminated condensate from air conditioners, coolers, and other compressors and from the outside storage of refrigerated gases or liquids;
    - f. irrigation drainage;
    - g. uncontaminated ground water or spring water;
    - h. foundation or footing drains where flows are not contaminated with process materials; and
    - i. incidental windblown mist from cooling towers that collects on rooftops or adjacent portions of your facility, but not intentional discharges from the cooling tower (e.g., "piped" cooling tower blowdown or drains).
  4. Stormwater discharges under a separate individual or general permit (except MS4) may also
-

Provides discharge authorization only upon Maryland Department of the Environment notification of registration.

obtain limited coverage under this permit specific to Part III.A "Chesapeake Bay Restoration Requirements" in lieu of the Department modifying or issuing a separate permit that would otherwise implement requirements equivalent to those in Part.III.A.

**F. No Exposure Certification**

If you are eligible for coverage by this permit, and meet the requirements for a no exposure exclusion from permitting under 40 CFR 122.26(g), you may file a No Exposure Certification. Upon written notice from the Department that you have met the requirements, you are no longer required to have a permit.

- To qualify for this certification, you must first verify that there is no potential for the stormwater discharged from your facility to waters of the State to be exposed to pollutants in accordance with the criteria established by the Department on form MDE/WMA/PER.067 (found on MDE's website at <http://www.mde.state.md.us/> or at the link [http://bit.ly/MDE\\_NEC](http://bit.ly/MDE_NEC)).
- You shall also obtain written certification by either a Professional Engineer, a Certified Professional in Storm Water Quality (CPSWQ), a Registered Architect, or a Landscape Architect that you meet the requirements of no exposure.
- If you qualify, you will submit the completed and appropriately signed form to the Department, along with the required written certification according to the deadlines of this permit (Part II.B).
- The exemption is non-transferable and is only valid while this permit is in effect at which point a new exemption is required. However you must submit a No Exposure Certification to the Department at least once every five years.
- You must notify the Municipal Separate Storm Sewer System (MS4) if your facility is exempted from obtaining an NPDES permit for stormwater associated with industrial activity. This exemption does not preclude the MS4 authority from imposing requirements for restoration of impervious surfaces at the facility.

**G. Alternative Permit Coverage**

The Department may require you to obtain, or you may also request, an individual permit or coverage under another general permit as described below, even though you may be eligible for coverage under this permit. If the Department requires you to apply for and obtain an alternative permit and you do not apply as required, the Department may terminate your coverage under this permit. This termination is effective at the end of the day that the Department specified for the application or Notice of Intent (NOI) to be submitted, after which you must cease discharges that were covered by this permit.

1. If the Department determines that a discharge may cause water quality standards to be exceeded in the receiving water, then the Department may require you to take additional actions. You may be required to obtain an individual NPDES discharge permit or coverage under another general permit. The Department may process an NOI as an application for an individual permit if site specific conditions do not allow the facility to be covered under the general permit without compromising water quality. This could occur if, for example, a permittee proposes to discharge to impaired waters, with or without an existing Total Daily Maximum Load (TMDL), or for discharges to high quality waters.
2. If any stormwater discharges at your facility are subject to effluent limitations guidelines or new source performance standards under 40 CFR Subchapter N, then you must apply for an individual NPDES permit or coverage under an industry-specific general permit for those stormwater discharges. This permit may cover parts of your facilities not covered by effluent limitation guidelines or new source performance standards.
  - a. Certain stormwater discharges from the following industries are subject to effluent limitation guidelines and are therefore not covered by this permit:

40 CFR 411 – Cement Manufacturing	40 CFR 418 – Fertilizer Manufacturing
-----------------------------------	---------------------------------------

Provides discharge authorization only upon Maryland Department of the Environment notification of registration.

40 CFR 419 – Petroleum Refining	40 CFR 423 – Steam Electric Power Generating
40 CFR 429 – Timber Products Processing	40 CFR 440 – Ore Mining and Dressing
40 CFR 443 – Paving and Roofing Material (tars & asphalt)	40 CFR 445 – Landfills

For a complete list of current effluent guidelines by industry, see the indicated 40 CFR part on the Environmental Protection Agency’s (EPA) website for Industrial Regulations (<http://www.epa.gov/waterscience/guide/industry.html>). If your industry is included in this list then you should review the applicable 40 CFR part to determine if you are subject to effluent limitation guidelines for stormwater.

- b. If the Department has issued an industry-specific general permit addressing stormwater and wastewater discharges from your industrial activity, you should apply for coverage (including stormwater) under that permit. Currently, those specific permits are:
  - i.) General Discharge Permit For Discharges from Mineral Quarries, Borrow Pits, and Concrete and Asphalt Plants: (General Permit No. 10-MM or replacement),
  - ii.) General Permit for Discharges from Surface Coal Mines and Related Facilities: (General Discharge Permit No. 06-CM or replacement),
  - iii.) General Permit for Discharges from Marinas including Boat Yards and Yacht Basins (Maryland General Permit No. 10-MA or replacement), and
  - iv.) General Discharge Permit for Animal Feeding Operations (General Permit No. 09-AF/MDG01 or replacement).
  
- 3. You may request to be excluded from coverage under this permit by applying for an individual state or NPDES discharge permit or submitting an NOI for coverage under another general permit. The Department may grant your request if the Department determines your reasons are adequate. If you are issued an individual NPDES permit or apply for coverage under an industry-specific general permit, the Department may terminate your coverage under this permit.

**H. Continuation of an Expired General Permit**

Unless your permit or authorization is revoked or terminated by the Department, or you are required to and fail to provide control measure verification (Part III.A.3.b), the terms and conditions of this permit and its authorized dischargers are automatically continued and remain fully effective and enforceable upon expiration of this permit until the date(s) specified under a reissued general permit.

**PART II. AUTHORIZATION UNDER THIS PERMIT**

**A. How to Obtain Authorization**

- If you are eligible for coverage under this permit, per PART I, to obtain authorization you must
- Select, design, install, and implement control measures in accordance with Part III.A and Part III.B to meet numeric and non-numeric effluent limits;
  - Submit a complete and accurate Notice of Intent (NOI) or Permit Transfer Request with Permit Fee as indicated below; and
  - Develop and submit to the Department, a Stormwater Pollution Prevention Plan (SWPPP) according to the requirements in Part III.C and, where applicable, Part III.A.2 of this permit.

Based on a review of your NOI or Transfer Request, the Department may delay your authorization for further review, notify you that additional effluent limitations are necessary, or deny coverage under this permit and require submission of an application for an individual NPDES permit. In these instances, the Department will notify you in writing of the delay, of the need for additional effluent limits, or of the request for submission of an individual NPDES permit application.

Provides discharge authorization only upon Maryland Department of the Environment notification of registration.

---

## 1. Notice of Intent (NOI) and Transfer Requests

### a. Notice of Intent (NOI)

You must complete all information required on this permit's corresponding NOI form (MDE-WMA-PER004), or an equivalent electronic form provided by the Department. Detailed instructions are included on the NOI form. If you operate multiple facilities you must submit an NOI for each noncontiguous site.

You are required to provide the following information on the appropriate NOI form.

- Facility Operator Information including your name, mailing address, email address, telephone number, IRS Employer Identification Number (EIN) and Worker's Comp Insurance company and policy.
- Facility Information including the facility location, including physical address and coordinates in degrees decimal; the primary and any subsequent co-located Standard Industrial Classification (SIC) codes relevant to this permit, verification if this is a new discharger or if there is any preexisting NPDES permit number for stormwater coverage, the total acres of property at that address and whether the facility is presently inactive and unstaffed.
- Information on the receiving waters of the industrial stormwater. Identify the receiving water body(s) and 8 digit identifier for your discharges, including whether they qualify as high quality Tier 2, and identification of any impairments. Specify the MS4 jurisdiction you operate in.
- Identify who has prepared the Stormwater Pollution Prevention Plan (SWPPP), including email and phone number, along with how you have provided the SWPPP to the Department.
- Identify if your facility is subject to the Chesapeake Bay Restoration requirements, quantifying the total impervious surface area (square feet), the untreated impervious surface area (in square feet) and the impervious surface area subject to 20% restoration requirement (in acres).
- Identify which industry sector benchmarks apply to the operation.
- Selection of either annual payments, or an upfront payment for 5 years and annual payments thereafter, or if you are exempt.
- Provide the signatory name, title and contact information and space for the actual signature. Provide the NOI preparer information, including phone number and email address.

### b. Transfer of Authorization.

For transfer of ownership, you can complete the Permit Transfer Request Form for General NPDES Permits referred to as MDE/WMA/PER.079 found on the Department's website or at [http://bit.ly/MDE\\_Transfer\\_Request](http://bit.ly/MDE_Transfer_Request). Detailed instructions are included with the form. If you operate multiple facilities you must submit a Transfer Request for each noncontiguous site. The authorization under this permit is not transferable to any person except in accordance with this section. Authorization to discharge under this permit may be transferred to another person if:

- The current permittee notifies the Department in writing of the proposed transfer.
  - A written agreement, indicating the specific date of the proposed transfer of permit coverage and acknowledging the responsibilities of the current and new permittee for compliance with the terms and conditions of this permit, is submitted to the Department.
  - The new permittee either confirms in writing that the type of discharge, number of outfalls, and other information given on the original NOI remain correct or updates this information.
  - The new permittee confirms in writing that either they will follow the existing stormwater pollution prevention plan or that they have developed a new plan.
-

Provides discharge authorization only upon Maryland Department of the Environment notification of registration.

- Neither the current permittee nor the new permittee receives notification from the Department, within 30 days of receipt of items above, of intent to terminate coverage under this permit.

**2. Permit Fee**

- a. You must submit the initial permit fee to the Department with the NOI form for the fee in effect at the time that the payment is due as specified in COMAR 26.08.04.09-1(C)(1)(a).
- b. Make the initial fee payable to the Maryland Department of the Environment and send it together with the completed NOI to:  
 Maryland Department of the Environment  
 P.O. Box 2057  
 Baltimore, MD 21203-2057
- c. If you pay the NOI fee by a check that does not clear for any reason, you will have 30 calendar days to make proper payment, including any interest and other charges. If payment is not received by the 31st calendar day, your coverage under this permit must be considered void from the outset. You should save the cancelled check, a copy of the completed NOI, and the letter confirming your authorization from the Department. These documents must be provided to the Department upon request.
- d. A new owner of a facility as a result of a transfer of ownership is responsible for any fees unpaid by the former owner.

**3. SWPPP**

Proper formats for submitting your SWPPP are provided below.

- a. You should not include any confidential information in your submitted SWPPP, which will be a public document available for review by the public.
- b. You must submit an electronic copy of the SWPPP to the Department and have a hard copy available onsite. Your electronic copy (PDF, JPEG or Word) of the SWPPP must be provided to the Department by one of these methods.
  - i.) Including a file on electronic media (CD, DVD, USB drive, or other approved media) along with your mailed copy of the NOI.
  - ii.) Emailing the file to [swppp.permit@maryland.gov](mailto:swppp.permit@maryland.gov) when you send your NOI to the Department. The email cannot exceed 25 MB and so you may need to use more than one email to deliver the entire file. The email subject line should include “12SW”, your previous registration number (if you did have previous coverage under 02SW) and your facility name.
  - iii.) Posting a copy of the SWPPP using your NetDMR account when you send your NOI to the Department.
  - iv.) Providing the Department a link (URL) to your document on your NOI, which provides access to your SWPPP on a publicly available company website.
  - v.) Other electronic means that you make accessible to the Department such as a link to DropBox, Google Drive, SkyDrive, etc.

**B. Deadlines for Coverage**

You will be in violation of state and federal requirements to obtain a permit and subject to enforcement action by the Department if you fail to submit a i) No Exposure Certification, or ii) an NOI, SWPPP and fee payment or iii) transfer request in a timely manner as provided in the following table. Late NOIs will be accepted, but authorization to discharge will not be retroactive.

Category	Coverage Submittal Deadline
Existing Dischargers – in operation as of Jan 2014 and previously authorized for coverage under 02-SW, that are not	Within 6 months after the effective date of this permit. Authorization to discharge under 02-SW continues in the interim.

Provides discharge authorization only upon Maryland Department of the Environment notification of registration.

subject to Chesapeake Bay Restoration Requirements (Part III.A).	
Existing Dischargers – in operation as of Jan 2014 and previously authorized for coverage under 02-SW that are subject to Chesapeake Bay Restoration Requirements (Part III.A).	Within 1 year after the effective date of this permit. Authorization to discharge under 02-SW continues in the interim.
New Dischargers or New Sources	A minimum of 60 days prior to commencing discharge.
New Owner/Operator of Existing Discharger - transfer of ownership and/or operation of a facility whose discharge is authorized under this permit	A minimum of 30 days prior to date that the transfer will take place to the new owner/operator.
Other Eligible Dischargers – in operation prior to permit effective date, but not covered under the 02-SW or another NPDES permit.	Immediately, to minimize the time discharges from the facility will continue to be unauthorized.

**C. Required Signatures**

**1. Certification**

Any person signing documents in accordance with part II.C.2 and II.C.3 above must include the following certification:

*"I certify under penalty of law that this document and all attachments were prepared under my direction or supervision in accordance with a system designed to assure that qualified personnel properly gather and evaluate the information submitted. Based on my inquiry of the person or persons who manage the system, or those persons directly responsible for gathering the information, the information submitted is, to the best of my knowledge and belief, true, accurate, and complete. I am aware that there are significant penalties for submitting false information, including the possibility of fine and imprisonment for knowing violations."*

**2. All applications, including NOIs, transfer requests, and No Exposure Certifications must be signed by a Signatory as follows:**

**a. For a corporation:** By a responsible corporate officer. For the purpose of this section, a responsible corporate officer means:

- i.)** a president, secretary, treasurer, or vice-president of the corporation in charge of a principal business function, or any other person who performs similar policy- or decision-making functions for the corporation; or
- ii.)** the manager of one or more properties belonging to the owner, provided the manager is authorized to make management decisions which govern the operation of the regulated facility having the explicit or implicit duty of making major capital investment recommendations, and initiating and directing other comprehensive measures to assure long term environmental compliance with environmental laws and regulations; the manager can ensure that the necessary systems are established or actions taken to gather complete and accurate information for permit application requirements; and where authority to sign documents has been assigned or delegated to the manager in accordance with corporate procedures.

**b. For a partnership or sole proprietorship:** By a general partner or the proprietor, respectively; or

**c. For a municipality, State, Federal, or other public agency:** By either a principal executive officer or ranking elected official. For purposes of this section, a principal executive officer of a Federal agency includes:

- i.)** the chief executive officer of the agency; or

Provides discharge authorization only upon Maryland Department of the Environment notification of registration.

---

*ii.)* a senior executive officer having responsibility for the overall operations of a principal geographic unit of the agency (e.g., Regional Administrators of the EPA).

3. Your SWPPP, including changes to your SWPPP to document any corrective actions taken as required by Part IV, and all reports submitted to the Department, must be signed by a person described in Part II.C.2 above or by a duly authorized representative of that person. A person is a duly authorized representative only if:
  - a. the authorization is made in writing by a Signatory;
  - b. the authorization specifies either an individual or a position having responsibility for the overall operation of the regulated facility or activity, such as the position of plant manager, operator of a well or a well field, superintendent, or a position of equivalent responsibility or an individual or position having overall responsibility for environmental matters for the company (A duly authorized representative may thus be either a named individual or any individual occupying a named position.); and
  - c. the signed and dated written authorization is included in the SWPPP and made available to the Department upon request.
4. If an authorization for a representative is no longer accurate because a different individual or position has responsibility for the overall operation of the facility, a new authorization satisfying the requirements of PART II.C.3 must be submitted to the Department prior to submitting or with any reports, information or applications that must be signed by a duly authorized representative.

#### **D. Failure to Notify**

If you (1) engage in an activity covered under this permit, (2) fail to notify the Department of your intent (Part II.A) to be covered under this permit within the deadlines established in this permit (Part II.B) , and (3) discharge to waters of the state without an individual NPDES discharge permit, then you are in violation of the Federal Clean Water Act and of the Environment Article, Annotated Code of Maryland, and may be subject to penalties.

#### **E. Additional Notification**

If stormwater from your facility discharges into a Municipal Separate Storm Sewer System (MS4) you must notify the MS4 that you are registered under this permit if the system is regulated by a NPDES permit. If the MS4 notifies you of additional requirements that you must meet to discharge into that system then you must comply with those requirements to stay eligible for this permit.

#### **F. Changes in Permit Coverage**

Certain planned changes in stormwater discharge or termination of permit coverage, both described below in this section, require notification to the Department's Water Permits Program at this address:

Maryland Department of the Environment  
Wastewater Permits Program  
1800 Washington Blvd, Ste 455  
Baltimore, MD 21230

##### **1. Planned Changes**

You must give written notice to Department's Water Permits Program as soon as possible of any planned physical alterations or additions to the permitted facility. Notice is required only when:

- a. The alteration or addition to a permitted facility may meet one of the criteria for determining whether a facility is a new source in 40 CFR 122.29(b); or
  - b. The alteration or addition could significantly change the nature or increase the quantity of pollutants discharged. This notification applies to pollutants which are subject neither to effluent limitations in the permit, nor to notification requirements under 40 CFR 122.42(a)(1).
-

Provides discharge authorization only upon Maryland Department of the Environment notification of registration.

---

## 2. Termination of Permit Coverage

### a. Submitting a Notice of Termination

To terminate permit coverage, you must submit a complete and accurate Notice of Termination (NOT) <http://www.mde.maryland.gov/assets/document/permit/MDE-WMA-PER005.pdf> to the Water Permits Program. Your authorization to discharge under this permit terminates at midnight of the day that a complete Notice of Termination is processed and acknowledged by the Department. If you submit a Notice of Termination without meeting one or more of the conditions identified in Part I.H.2, then your Notice of Termination is not valid. You are responsible for meeting the terms of this permit until your authorization is terminated.

### b. When to Submit a Notice of Termination

You must submit a Notice of Termination within 30 days after one or more of the following conditions have been met:

- i.)* All operations at your facility have permanently ceased and there will be no further exposure of stormwater to any industrial activity, process, material or transport at the facility, and you have already implemented necessary sediment and erosion controls as required by Part III.B.1.b.v; or
- ii.)* You move your operation to a new location (After submitting an NOT you must then apply for coverage at the new location per Part II.); or
- iii.)* A new owner or operator has taken over responsibility for the facility; or
- iv.)* You have obtained coverage under an individual or alternative general permit for all discharges required to be covered by an NPDES permit, unless the Department has required that you obtain such coverage under Part I.E.4, in which case coverage under this permit will terminate automatically.

- c.* The Department may terminate your coverage under this general permit if the Department finds good cause to do so.

## PART III. STORMWATER MANAGEMENT REQUIREMENTS

### A. Chesapeake Bay Restoration Requirements

You must comply with the requirements in this section if you meet ALL of these criteria:

- your facility is within the Chesapeake Bay Watershed;
- your facility is 5 acres or greater in size;
- any portion of your facility is located within a Phase I or Phase II municipal separate storm sewer system (MS4) jurisdiction; and
- your facility is not owned by or leased from an entity that is permitted as an MS4.

#### 1. Control Measures for Nutrient Reduction

- a.* You must select, design, install and implement restoration of 20% of the untreated impervious surface area at your facility or equivalent control measures for the reduction of nutrients.

*i.)* Restoration of impervious surfaces and allowed equivalent control measures are defined in paragraph “c” below.

*ii.)* “Untreated” means not meeting the definition of treatment in Appendix E, “Treatment of Impervious Surfaces.” The amount of required restoration is determined from the impervious areas within your permitted industrial area as defined in paragraph “b” below. However the control measures may be implemented outside this industrial area, including but not limited to restoration of parking lots within your entire facility, or projects offsite in coordination with your local stormwater authority as described in paragraphs “c” or “d” below.

*iii.)* The control measures must be fully implemented within the time frame described in

---

Provides discharge authorization only upon Maryland Department of the Environment notification of registration.

---

paragraph "e" below and must be consistent with other MDE policies as described in paragraphs "f" and "g" below.

- b.** The total area of untreated impervious surfaces that existed at your facility on January 1, 2006, as determined to the best of your ability, shall be your baseline for determining the applicable amount of control measures. For the purposes of this permit requirement, impervious surfaces are those surfaces that do not allow stormwater to infiltrate into the ground and may include any driveway, road or parking lot that is paved (concrete, asphalt) or used for vehicular storage or traffic, any building or storage facility rooftop, any water resistant material covers, any sidewalks/paths, any decks, any paved storage areas, any tanks or containment structures or any surfaces that are paved or covered for other reasons. These impervious surfaces also must collect or convey stormwater discharges associated with industrial activity (as defined in Appendix E "Stormwater Discharges Associated with Industrial Activity"), for your primary industrial or co-located industrial activities at your facility.
- c.** Control measures must be designed and implemented using any combination of the following three methods. Any treatment of impervious surfaces added since January 1, 2006 may be counted towards meeting the 20% requirement.
- i.)** Practices found in the Design Manual (as defined in Appendix E, "Design Manual"), or other Proprietary Practices (as defined in Appendix E, "Proprietary Practices") approved by the Department. Restoration of impervious surfaces is defined as the treatment of untreated impervious surfaces with structural or non-structural stormwater management practices using structural best management practices (BMPs) found in the Design Manual, or through other Proprietary Practices approved by the Department, based upon designs that treat the volume from one inch of rainfall. Successful implementation of these structural BMPs in the industrial environment also requires some flexibility to accommodate site specific conditions. Restoration opportunities should be pursued where they make sense and where engineering adjustments allow for the successful functioning of any BMP used. The sources of pollutants that may impede the practices may require specific consideration such as pretreatment.
- ii.)** Practices found in the Accounting Guidance (as defined in Appendix E, "Accounting Guidance"). This nutrient accounting guidance provides several approved equivalent controls used by municipalities ranging from street sweeping to septic system upgrades, which can be considered by industrial facilities. In addition, this guidance addresses situations where site constraints prevent the capture of the full one inch or Water Quality Volume (WQv) treatment, and in these situations the impervious area considered as treated shall be pro-rated based on the total volume treated. The total impervious surface area draining to a BMP may be considered treated when the full WQv is provided for one inch of rainfall; otherwise, proportional treatment will be granted based on the percentage of the WQv captured. For example, if only a half inch of rainfall is treated, then only one half of the impervious surface area in the drainage area shall be considered treated.
- iii.)** Other equivalent control measures. Measures that achieve reduction of 5.4 lbs total nitrogen (TN) per year shall be considered equivalent to restoration of one acre of impervious surface area. The equivalent measures may include any of these options.
- New controls required by this permit for erosion and sediment control, or for reduced use of fertilizer. Refer to EPA Chesapeake Bay Program Office Phase 5.3 Community Watershed Model, dated December 2010, for guidance on evaluating reductions. This is referred to by document number "EPA 903S10002 - CBP/TRS-303-10" and can be found at the website "<http://ches.communitymodeling.org/models/CBPhase5/documentation.php>". New erosion and sediment control reduction efficiencies are found in this document under "6.7.3 Erosion and Sediment Control" and reduced use of fertilizer load reductions are found under "6.7.10 Urban Nutrient Management".
-

Provides discharge authorization only upon Maryland Department of the Environment notification of registration.

---

- New controls to achieve the benchmarks for nitrogen required by this permit, if benchmarks are applicable for your facility. The control design and resulting TN reductions must be fully documented and approved by the Department.
  - Reducing an existing TN load allocation under an individual NPDES permit, issued to the permittee.
- d. You must implement these control measures (Part III.A.1.b) at your facility unless infeasible (as defined in Appendix E, "Infeasible"). If it is infeasible to implement any or all of these practices at your facility, you may satisfy the restoration requirement by working through your local jurisdiction to implement project(s) offsite.
- e. For facilities that were registered for coverage under the 02-SW, the control measures must be implemented within five (5) years of the permit effective date. For all other permittees, the control measures must be implemented within four (4) years from the date you file an NOI, and this deadline will continue into the next General Permit issued by the State if the General Permit renewal occurs prior to your implementation deadline.
- f. The reduction of nutrients associated with compliance with the 20% restoration requirement shall not generate any marketable credits. Reductions beyond the requirements in this permit may be eligible as marketable credits consistent with any current MDE trading policy, and would satisfy a restoration requirement of the next General Permit issued by the State.
- g. This requirement must be implemented in a manner that is consistent with any other permits, schedules or requirements by the Department for the control or mitigation of pollutants at the site.

## 2. Nutrient Control Measure Planning and SWPPP Documentation

For those facilities that were entirely developed or entirely redeveloped after 2002, such that all impervious surfaces have been treated with stormwater BMPs in the Design Manual, you must complete only step "a" and step "b" below and document the results in your SWPPP. For all other facilities, you must develop a plan by completing all the following steps and document in your SWPPP (required in Part III.C.4 of this permit) the results of each step.

- a. Identify all impervious surfaces that are subject to this permit, as defined in Part III.A.1.a, and calculate the total impervious surface area for your facility.
- b. Identify the impervious surface area treated with existing stormwater best management practices (BMPs) that provide the full one inch or WQv treatment (as defined in Appendix E, "Treatment of Impervious Surfaces").
- c. Identify the impervious surface area partially treated by existing stormwater best management practices (BMPs) that don't provide the full one inch or WQv treatment. Convert the partially treated area total to its equivalent fully treated area total by applying a proportional factor based on the percentage of the WQv captured. This result is the "adjusted partially treated area." For example, if only a half inch of rainfall is treated, then only one half of the impervious surface area in the drainage area shall be considered treated.
- d. Subtract the treated area result in "b" above and the adjusted partially treated area result in "c" above from the total impervious surface area result in "a" above. The resulting value represents the untreated impervious surface area.
- e. Multiply the untreated impervious surface area (result in "d" above) by 20% to calculate the impervious surface area subject to the 20% control measure requirement. Convert this area to acres by dividing your square feet of impervious area by 43,560.
- f. Determine all of your available options as follows:
- i.) restoration control measures using the Design Manual and/or Proprietary Practices as referenced in Part III.A.1.c.i;
  - ii.) control measure alternatives through the Accounting Guidance as referenced in Part III.A.1.c.ii; and
  - iii.) equivalent control measures as referenced in Part III.A.1.c.iii.
- g. Evaluate and then select practices from the options (identified in "f" above) that you will
-

Provides discharge authorization only upon Maryland Department of the Environment notification of registration.

---

- implement to comply with the control measure requirement of this permit (result in “e” above).
- h. If after evaluating your potential options for nutrient reductions, you determine it is infeasible to meet the nutrient reduction requirements at your facility, provide your rationale and describe your alternate plan and schedule consistent with Part III.A.1.d for coordinating with the local jurisdiction to implement equivalent off-site projects.
  - i. Document your selection of BMPs and equivalent measures, including calculations that show your approach will achieve the nutrient reduction requirement.
  - j. Provide a schedule and basis for all options you selected that cannot be implemented within 30 days of registration under this permit.
  - k. Specify appropriate routine maintenance schedules for all new and existing BMPs. Include in your plan a procedure for inspection and documentation of those inspections for all structural, nonstructural and other equivalent control measures.
  - l. Modify the resulting plan as needed to keep implementation on pace to meet the permit deadline in Part III.A.1.e.
3. Nutrient Control Measure Verification
- a. When the required selection of BMPs and equivalent measures have been implemented, you shall obtain written certification by either a Professional Engineer (PE), a Certified Professional in Storm Water Quality (CPSWQ), a Registered Architect, or a Landscape Architect. The certification shall be kept with your SWPPP and provide verification that:
    - the type and capacity of the control(s) specified in the SWPPP meet the current design standards specified in the Design Manual, approved Proprietary Practices specification or Accounting Guidance satisfying the permit restoration requirements;
    - all equivalent measures specified in the SWPPP have been implemented to achieve the planned nutrient reduction levels;
    - all structural BMPs in the SWPPP are properly maintained in accordance with approved design plans;
    - all BMPs are supported by procedures in the SWPPP for required inspections and testing;
    - all BMPs are fully implemented; and
    - the professional signing the verification has visited and examined the facility.
  - b. For facilities that were registered for coverage under the 02-SW, in order to be eligible for any administrative extension of this permit under the conditions of Part I.H, you must provide an updated SWPPP and complete the Nutrient Reduction Progress Report Form, provided in Appendix F, and send both documents to the Department one (1) year prior to the expiration date of this permit. For all other permittees, you must provide an updated SWPPP and complete the Nutrient Reduction Progress Report Form, provided in Appendix F, and send both documents to the Department within four (4) years from the date you file an NOI.

## **B. Control Measures and Effluent Limits**

In the technology-based limits included in Part III.B.1 and in Appendix D, the term “minimize” means reduce and/or eliminate to the extent achievable using control measures (including best management practices) that are technologically available and economically practicable and achievable in light of best industry practice.

### **1. Control Measures**

Considering the control measure selection and design considerations, you must select, design, install, and implement control measures (including best management practices) to meet the non-numeric effluent limits, as described below. The selection, design, installation, and implementation of these control measures must be in accordance with good engineering practices and manufacturer’s specifications. Note that you may deviate from such manufacturer’s specifications where you provide justification for such deviation and include documentation of

---

Provides discharge authorization only upon Maryland Department of the Environment notification of registration.

---

your rationale in the part of your SWPPP that describes your control measures. If you find that your control measures are not achieving their intended effect of minimizing pollutant discharges, you must modify these control measures as expeditiously as practicable. Regulated stormwater discharges from your facility include stormwater run-on that commingles with stormwater discharges associated with industrial activity at your facility.

**a. Control Measure Selection and Design Considerations**

You must consider the following when selecting and designing control measures:

- i.)** preventing stormwater from coming into contact with polluting materials is generally more effective, and less costly, than trying to remove pollutants from stormwater;
- ii.)** using control measures in combination is more effective than using control measures in isolation for minimizing pollutants in your stormwater discharge;
- iii.)** assessing the type and quantity of pollutants, including their potential to impact receiving water quality, is critical to designing effective control measures that will achieve the limits in this permit;
- iv.)** minimizing impervious areas at your facility and infiltrating runoff onsite (including bioretention cells, green roofs, and pervious pavement, among other approaches) can reduce runoff and improve groundwater recharge and stream base flows in local streams, although care must be taken to avoid ground water contamination;
- v.)** attenuating flow using open vegetated swales and natural depressions can reduce in-stream impacts of erosive flows;
- vi.)** conserving and/or restoring riparian buffers will help protect streams from stormwater runoff and improve water quality; and
- vii.)** using treatment interceptors (e.g., swirl separators and sand filters) may be appropriate in some instances to minimize the discharge of pollutants.

**b. Non-Numeric Technology-Based Effluent Limits (BPT/BAT/BCT)**

- i.) Minimize Exposure.** You must minimize the exposure of manufacturing, processing, and material storage areas (including loading and unloading, storage, disposal, cleaning, maintenance, and fueling operations) to rain, snow, snowmelt, and runoff by either locating these industrial materials and activities inside or protecting them with storm resistant coverings (although significant enlargement of impervious surface area is not recommended). You must store solid chemical products, chemical solutions, paints, oils, solvents, acids, caustic solutions and waste materials under cover on an impervious surface. In minimizing exposure, you should pay particular attention to the following:
  - use grading, berming, or curbing to prevent runoff of contaminated flows and divert run-on away from these areas;
  - locate materials, equipment, and activities so that leaks are contained in existing containment and diversion systems (confine the storage of leaky or leak-prone vehicles and equipment awaiting maintenance to protected areas);
  - clean up spills and leaks promptly using dry methods (e.g., absorbents) to prevent the discharge of pollutants;
  - use drip pans and absorbents under or around leaky vehicles and equipment or store indoors where feasible;
  - use spill/overflow protection equipment;
  - drain fluids from equipment and vehicles prior to onsite storage or disposal;
  - perform all cleaning operations indoors, under cover, or in bermed areas that prevent runoff and run-on and also that capture any overspray; and
  - ensure that all washwater drains to a proper collection system (i.e., not the stormwater drainage system).

The discharge of vehicle and equipment washwater, including tank cleaning operations, is not authorized by this permit. These wastewaters must be covered under a separate NPDES permit, discharged to a sanitary sewer in accordance with applicable industrial pretreatment requirements, or disposed of otherwise in accordance with applicable law.

---

Provides discharge authorization only upon Maryland Department of the Environment notification of registration.

---

Note: Industrial materials do not need to be enclosed or covered if stormwater runoff from affected areas will not be discharged to receiving waters or if discharges are authorized under another NPDES permit.

- ii.) Good Housekeeping.* You must keep clean all exposed areas that are potential sources of pollutants, using such measures as sweeping at regular intervals, keeping materials orderly and labeled, and storing materials in appropriate containers. A good practice for ensuring housekeeping activities are performed at regular intervals would be keeping a schedule for routine grounds maintenance and cleanup.
- iii.) Maintenance.* You must regularly inspect, test, maintain, and repair all industrial equipment and systems to avoid situations that may result in leaks, spills, and other releases of pollutants in stormwater discharged to receiving waters. You must maintain all stormwater control measures used to restore impervious surfaces. You must also maintain all control measures that are used to achieve the effluent limits required by this permit in effective operating condition. Particular care should be taken to inspect compaction dumpsters to prevent debris around or under the dumpster as well as prevent hydraulic fluid leakage. Nonstructural control measures must also be diligently maintained (e.g., spill response supplies available, personnel appropriately trained). If you find that your control measures need to be replaced or repaired, you must make the necessary repairs or modifications as expeditiously as practicable.
- iv.) Spill Prevention and Response Procedures.* You must minimize the potential for leaks, spills and other releases that may be exposed to stormwater and develop plans for effective response to such spills if or when they occur. These procedures are complementary to and do not replace any requirements of RCRA (42 U.S.C. §6901), the Department's Land Management Administration Oil Control Program, NFPA 30 Flammable and Combustible Liquids Code or the Spill Prevention, Control and Countermeasure (SPCC) Plan (as a requirement of 40 CFR § 112), At a minimum, you must implement:
- Procedures for plainly labeling containers (e.g., "Used Oil," "Spent Solvents," "Fertilizers and Pesticides," etc.) that could be susceptible to spillage or leakage to encourage proper handling and facilitate rapid response if spills or leaks occur;
  - Quarterly inspection procedures for containers that are susceptible to spillage or leakage (e.g., used oil) to ensure the containment structures have no leaks/cracks, and that the outlets are properly sealed. Check that plugs are properly affixed, that valves are in working condition, and that neither are leaking;
  - Procedure for the discharge of any stormwater from a containment structure, requiring that a sample is taken to ensure that no visible or odorous pollutants are discharged. If a sample contains a visible sheen, floating solids or a noxious smell, then you must discharge the remaining wastewater to a sanitary sewer system or haul it to a recycler or TSD (Treatment Storage & Disposal Facilities) or disposal facility;
  - Preventative measures such as barriers between material storage and traffic areas, secondary containment provisions, and procedures for material storage and handling;
  - Procedures for expeditiously stopping, containing, and cleaning up leaks, spills, and other releases. Employees who may cause, detect, or respond to a spill or leak must be trained in these procedures and have necessary spill response equipment available. If possible, one of these individuals should be a member of your stormwater pollution prevention team as described in Part III.C.1; and
  - Procedures for notification of appropriate facility personnel, emergency response agencies, and regulatory agencies. Where a leak, spill, or other release containing a hazardous substance or oil in an amount equal to or in excess of a reportable quantity established under either 40 CFR Part 110, 40 CFR Part 117, or 40 CFR Part
-

Provides discharge authorization only upon Maryland Department of the Environment notification of registration.

---

302, occurs during a 24-hour period, you must notify the Department's Emergency Spill Response number at (866) 633-4686 and EPA's National Response Center (NRC) at (800) 424-8802 or, in the Washington, DC, metropolitan area, call (202) 267-2675 in accordance with the requirements of 40 CFR Part 110, 40 CFR Part 117, and 40 CFR Part 302 as soon as you have knowledge of the discharge. Local requirements may necessitate reporting spills or discharges to local emergency response, public health, or drinking water supply agencies. Contact information must be in locations that are readily accessible and available.

- v.) *Erosion and Sediment Controls.* You must stabilize exposed areas and contain runoff using structural and/or non-structural control measures to minimize onsite erosion and sedimentation, and the resulting discharge of pollutants. Among other actions you must take to meet this limit, you must place flow velocity dissipation devices at discharge locations and within outfall channels where necessary to reduce erosion and/or settle out pollutants. In selecting, designing, installing, and implementing appropriate control measures, you are encouraged to consult with the Department's Soil Erosion & Sediment Control resources (found at [http://bit.ly/MDE\\_Sediment\\_Erosion\\_and\\_Control](http://bit.ly/MDE_Sediment_Erosion_and_Control)), EPA's internet-based resources relating to BMPs for erosion and sedimentation, including the sector-specific Industrial Stormwater Fact Sheet Series, ([www.epa.gov/npdes/stormwater/msgp](http://www.epa.gov/npdes/stormwater/msgp)), National Menu of Stormwater BMPs ([www.epa.gov/npdes/stormwater/menuofbmps](http://www.epa.gov/npdes/stormwater/menuofbmps)), and National Management Measures to Control Nonpoint Source Pollution from Urban Areas ([www.epa.gov/owow/nps/urbanmm/index.html](http://www.epa.gov/owow/nps/urbanmm/index.html)).
- vi.) *Management of Runoff.* You must divert, infiltrate, reuse, contain, or otherwise reduce stormwater runoff, to minimize pollutants in your discharges. In selecting, designing, installing, and implementing appropriate control measures, you are encouraged to consult with the Department's Design Manual, EPA's internet-based resources relating to runoff management, including the sector-specific Industrial Stormwater Fact Sheet Series, ([www.epa.gov/npdes/stormwater/msgp](http://www.epa.gov/npdes/stormwater/msgp)), National Menu of Stormwater BMPs ([www.epa.gov/npdes/stormwater/menuofbmps](http://www.epa.gov/npdes/stormwater/menuofbmps)), and National Management Measures to Control Nonpoint Source Pollution from Urban Areas ([www.epa.gov/owow/nps/urbanmm/index.html](http://www.epa.gov/owow/nps/urbanmm/index.html)).
- vii.) *Salt Storage Piles or Piles Containing Salt.* You must enclose or cover storage piles of salt, or piles containing salt, used for deicing or other commercial or industrial purposes, including maintenance of paved surfaces. You must implement appropriate measures (e.g., good housekeeping, diversions, containment) to minimize exposure resulting from adding to or removing materials from the pile. Piles do not need to be enclosed or covered if stormwater runoff from the piles is not discharged or if discharges from the piles are authorized under another NPDES or State discharge permit.
- viii.) *Sector Specific Non-Numeric Effluent Limits.* Appendix A of this permit identifies your specific Industry Sector. You must achieve any additional non-numeric limits stipulated in the relevant sector-specific section(s) of Appendix D: Sector-Specific Requirements for Industrial Activity.
- ix.) *Employee Training.* You must train all employees who work in areas where industrial materials or activities are exposed to stormwater, or who are responsible for implementing activities necessary to meet the conditions of this permit (e.g., inspectors, maintenance personnel), including all members of your stormwater pollution prevention team described in Part III.C.1, below. Training must cover the specific control measures used to achieve the effluent limits in this part, and monitoring, inspection, planning, reporting, and documentation requirements in other parts of this permit. As part of the employee training program you must address, at a minimum, the following activities (as applicable): used oil management, spent solvent and paint management, disposal of spent abrasives (e.g., blasting materials, etc.), spill prevention and control, fueling procedures,
-

Provides discharge authorization only upon Maryland Department of the Environment notification of registration.

---

general good housekeeping practices (e.g., dumpster/debris removal), used battery management, waste recycling (e.g., metals, plastics), used container controls (e.g., re-banding barrels, plugging drums), etc. The Department recommends training be conducted at least annually (or more often if employee turnover is high).

- x.) *Non-Stormwater Discharges.* You must eliminate non-stormwater discharges not authorized by a NPDES or State discharge permit. See Part I.E.3 for a list of non-stormwater discharges authorized by this permit.
- xi.) *Waste, Garbage and Floatable Debris.* You must ensure that waste, garbage, and floatable debris are not discharged to receiving waters by keeping exposed areas free of such materials or by intercepting them before they are discharged. The Department recommends practices including placing garbage or recycling containers at traffic areas, and identifying a schedule for personnel to walk site for trash and litter daily/weekly/monthly, etc.
- xii.) *Dust Generation and Vehicle Tracking of Industrial Materials.* You must minimize generation of dust and offsite tracking of raw, final, or waste materials.

## 2. Water Quality-Based Effluent Limitations

### a. *Water Quality Standards*

Your discharge must be controlled as necessary to meet applicable water quality standards. The Department expects that compliance with the other conditions in this permit will control discharges as necessary to meet applicable water quality standards. There shall be no discharge that causes visible oil sheen, and no discharge of floating solids or persistent foam in other than trace amounts. Persistent foam is foam that does not dissipate within one half-hour of point of discharge. If at any time you become aware, or the Department determines, that your discharge causes or contributes to an exceedance of applicable water quality standards, then you must (1) take corrective action, (2) document the corrective actions, and (3) report the corrective actions to the Department's Water Management Administration Compliance Program as required by Part IV. Additionally, if information in your NOI or required reports or if information from other sources indicates that your discharge is not controlled as necessary to meet applicable water quality standards, the Department may impose additional water quality-based limitations on a site-specific basis or require you to obtain coverage under an individual permit.

### b. *Discharges to Water Quality Impaired Waters*

If you discharge to an impaired water, the Department will inform you if any additional monitoring, limits or controls are necessary for your discharge to be consistent with the assumptions of any available wasteload allocation in an EPA Approved TMDL, or if coverage under an individual permit is necessary in accordance with Part I.G.

### c. *Tier 2 Antidegradation Requirements for New or Increased Dischargers*

If you are a new discharger or are required to notify the Department of a modified discharge (Part II.F.1), and you discharge directly to waters designated by the State as Tier 2 for antidegradation purposes under 40 CFR 131.12(a), the Department may notify you that additional analyses, control measures, or other permit conditions are necessary to comply with the applicable antidegradation requirements, or notify you that an individual permit application is necessary in accordance with Part I.G.

### d. *Criteria Selection*

Any additional numerical water quality based limits for any specific discharger under Part III.B.2 of the permit shall be based solely on Maryland's Numeric Water Criteria for Designated Uses in COMAR 26.08.02.03-3 and Maryland's Criteria for Toxic Substances in Surface Waters in COMAR 26.08.02.03-2, applied at end of pipe, or the applicable wasteload allocation in a final approved TMDL. For any additional control requested by the Department you must include a plan to implement BMPs to address the pollutant of concern in your SWPPP.

---

Provides discharge authorization only upon Maryland Department of the Environment notification of registration.

---

### C. Stormwater Pollution Prevention Plan (SWPPP) Requirements

The SWPPP is intended to document the selection, design, and installation of control measures. The SWPPP does not contain effluent limitations; the limitations are contained in Part III.A, and Part III.B of the permit, and, for some Industry Sectors, Appendix D of the permit.

Upon registration under this Permit, if you are also subject to other individual NPDES permits or have coverage under an industry-specific general permit for the discharge of stormwater associated with industrial activity, then the requirements of this permit supersede the SWPPP requirements of the other permit(s). All other requirements of the other permit(s) remain in full effect.

Your SWPPP must contain all of the following elements, as described below. You must also meet all of this section's additional SWPPP requirements.

- Stormwater pollution prevention team (see Part III.C.1);
- Site description (see Part III.C.2);
- Summary of potential pollutant sources (see Part III.C.3);
- Description of control measures (see Part III.C.4);
- Schedules and procedures (see Part III.C.5); and
- Signature requirements (see Part III.C.6).

#### 1. Stormwater Pollution Prevention Team

You must identify the staff members (by name or title) that comprise the facility's stormwater pollution prevention team as well as their individual responsibilities. Your stormwater pollution prevention team is responsible for assisting the facility manager in developing and revising the facility's SWPPP as well as maintaining control measures and taking corrective actions where required. Each member of the stormwater pollution prevention team must have ready access to either an electronic or paper copy of applicable portions of this permit and your SWPPP.

#### 2. Site Description

Your SWPPP must include the following:

- a. *Activities at the Facility.* Provide a description of the nature of the industrial activities at your facility.
- b. *General location map.* Provide a general location map (e.g., U.S. Geological Survey (USGS) quadrangle map) with enough detail to identify the location of your facility. Ideally this map will extend one-quarter of a mile beyond the property boundaries of the facility and identify any water body where discharge is conveyed. At least one public roadway must be identified on the map.
- c. *Site map.* Provide a map showing:
  - i.) the size of the property in acres;
  - ii.) the location and extent of significant structures and impervious surfaces
  - iii.) the location and extent for planned restoration of impervious surfaces, or other nutrient reduction control measures;
  - iv.) directions of stormwater flow (use arrows);
  - v.) locations of all existing structural control measures or BMPs;
  - vi.) locations of all receiving waters in the immediate vicinity of your facility, indicating if any of the waters are impaired and, if so, whether the waters have TMDLs established for them;
  - vii.) locations of all stormwater conveyances including ditches, pipes, and swales;
  - viii.) locations of potential pollutant sources identified under Part III.C.3;
  - ix.) locations where significant spills or leaks identified under Part III.C.3 have occurred;

Provides discharge authorization only upon Maryland Department of the Environment notification of registration.

---

- x.)** locations of all stormwater monitoring points;
- xi.)** locations of stormwater inlets and outfalls, with a unique identification code for each outfall (e.g., Outfall No. 1, No. 2, etc), indicating if you are treating one or more outfalls as substantially identical, and an approximate outline of the areas draining to each outfall;
- xii.)** municipal separate storm sewer systems, where your stormwater discharges to them;
- xiii.)** locations and descriptions of all non-stormwater discharges identified under Part I.E.3;
- xiv.)** locations of the following activities where such activities are exposed to precipitation:
  - fueling stations;
  - vehicle and equipment maintenance and/or cleaning areas;
  - loading/unloading areas;
  - locations used for the treatment, storage, or disposal of wastes;
  - liquid storage tanks;
  - processing and storage areas;
  - immediate access roads and rail lines used or traveled by carriers of raw materials, manufactured products, waste material, or by-products used or created by the facility;
  - transfer areas for substances in bulk; and
  - machinery;
  - manufacturing buildings and
- xv.)** locations and sources of run-on to your site from adjacent property that contains significant quantities of pollutants.

### 3. Summary of Potential Pollutant Sources

You must document areas at your facility where industrial materials or activities are exposed to stormwater and from which allowable non-stormwater discharges are released. Industrial materials or activities include, but are not limited to: material handling equipment or activities; industrial machinery; raw materials; industrial production and processes; and intermediate products, by-products, final products, and waste products. Material handling activities include, but are not limited to: the storage, loading and unloading, transportation, disposal, or conveyance of any raw material, intermediate product, final product or waste product. For each area identified, the description must include:

- a. *Activities in the area.*** A list of the industrial activities exposed to stormwater (e.g., material storage; equipment fueling, maintenance, and cleaning; cutting steel beams).
- b. *Pollutants.*** A list of the pollutant(s) or pollutant constituents (e.g., crankcase oil, zinc, sulfuric acid, and cleaning solvents) associated with each identified activity. The pollutant list must include all significant materials that have been handled, treated, stored, or disposed, and that have been exposed to stormwater in the 3 years prior to the date you prepare or amend your SWPPP.
- c. *Spills and Leaks.*** You must document where potential spills and leaks could occur that could contribute pollutants to stormwater discharges, and the corresponding outfall(s) that would be affected by such spills and leaks. You must document all significant spills and leaks of oil or toxic or hazardous pollutants that actually occurred at exposed areas, or that drained to a stormwater conveyance, in the 3 years prior to the date you prepare or amend your SWPPP. The plan may refer to applicable portions of other existing plans, such as Spill Prevention, Control, and Countermeasure (SPCC) plans required under 40 CFR Part 112. Discharges of precipitation from containment areas containing used oil must also be in accordance with applicable sections of 40 CFR Part 112.

Note: Significant spills and leaks include, but are not limited to, releases of oil or hazardous substances in excess of quantities that are reportable under CWA Section 311 (see 40 CFR 110.6 and 40 CFR 117.21) or Section 102 of the Comprehensive Environmental Response, Compensation and Liability Act (CERCLA), 42 USC §9602. This permit does not relieve you of

---

Provides discharge authorization only upon Maryland Department of the Environment notification of registration.

---

the reporting requirements of 40 CFR 110, 40 CFR 117, and 40 CFR 302 relating to spills or other releases of oils or hazardous substances.

- d. *Non-Stormwater Discharges.*** You must document that you have evaluated for the presence of non-stormwater discharges and that all unauthorized discharges have been eliminated. Documentation of your evaluation must include:
- i.)** The date of any evaluation;
  - ii.)** A description of the evaluation criteria used;
  - iii.)** A list of the outfalls or onsite drainage points that were directly observed during the evaluation;
  - iv.)** The different types of non-stormwater discharge(s) and source locations; and
  - v.)** The action(s) taken, such as a list of control measures used to eliminate unauthorized discharge(s), if any were identified. For example, a floor drain was sealed, a sink drain was re-routed to sanitary, wash water is collected and hauled away, or an NPDES permit application was submitted for an unauthorized cooling water discharge.
- e. *Salt Storage.*** You must document the location of any storage piles containing salt used for deicing or other commercial or industrial purposes.
- f. *Visual Monitoring History.*** You must summarize what you have observed as potential problems from stormwater during the previous permit term.

**4. Description of Control Measures to Meet Technology- and Water Quality-Based Effluent Limits**

You must document the location and type of control measures you have installed and implemented at your site to achieve the non-numeric effluent limits in Part III.B.1.b and, where applicable, in Appendix D Sector-Specific Requirements for Industrial Activity, and the water quality-based effluent limits in Part III.B.2, and describe how you are addressing the control measure selection and design considerations, if applicable, in Part III.A.1.a. This documentation must describe how the control measures at your site address both the pollutant sources identified in Part III.C.3 and any stormwater run-on that commingles with any discharges covered under this permit.

**5. Schedules and Procedures**

- a. Pertaining to Control Measures Used to Comply with the Effluent Limits in Part III.B.** The following must be documented in your SWPPP:
- i.) *Good Housekeeping (See Part III.B.1.b.ii or Appendix D)*** – A schedule for regular pickup and disposal of waste materials, along with routine inspections for leaks and conditions of drums, tanks and containers;
  - ii.) *Maintenance (See Part III.B.1.b.iii or Appendix D)*** – Preventative maintenance procedures, including regular inspections, testing, maintenance, and repair of all industrial equipment and systems, and control measures, to avoid situations that may result in leaks, spills, and other releases, and any back-up practices in place should a runoff event occur while a control measure is off-line;
  - iii.) *Spill Prevention and Response Procedures (See Part III.B.1.b.iv or Appendix D)*** – Procedures for preventing and responding to spills and leaks. You may reference the existence of other plans for Spill Prevention Control and Countermeasure (SPCC) developed for the facility under Section 311 of the CWA or BMP programs otherwise required by a NPDES permit for the facility, provided that you keep a copy of that other plan onsite and make it available for review consistent with Part III.C.8; and
  - iv.) *Employee Training (See Part III.B.1.b.ix or Appendix D)*** – The SWPPP must identify how often training will take place. All training must be held at least once per calendar year (or more often if employee turnover is high).
- b. Pertaining to Inspection and Monitoring**
- i.)** You must document in your SWPPP your procedures for performing, as appropriate, the three types of inspections specified by this permit, including:
-

Provides discharge authorization only upon Maryland Department of the Environment notification of registration.

---

- Routine facility inspections (see Part V.A.1);
  - Quarterly visual assessment of stormwater discharges (see Part V.A.3); and
  - Comprehensive site inspections (see Part V.A.2).
- ii.)* For each type of inspection performed, your SWPPP must identify:
- Person(s) or positions of person(s) responsible for inspection; and
  - Specific items to be covered by the inspection, including schedules for specific outfalls.
- iii.)* If benchmark monitoring is required for your industry or industries, per Appendix D your SWPPP must document:
- Locations where samples are collected, including any determination that two or more outfalls are substantially identical;
  - Parameters for sampling and the frequency of sampling for each parameter;
  - Schedules for monitoring at your facility;
  - Any numeric control values (benchmarks, TMDL-related requirements, or other requirements) applicable to discharges from each outfall; and
  - Procedures (e.g., responsible staff, logistics, laboratory to be used, etc.) for gathering storm event data, as specified in Part V.C.
- iv.)* You must document the following in your SWPPP if you plan to use the substantially identical outfall exception for your quarterly visual assessment requirements in Part V.A.3 or your benchmark monitoring requirements in Part V.B:
- Location of each of the substantially identical outfalls;
  - Description of the general industrial activities conducted in the drainage area of each outfall;
  - Description of the control measures implemented in the drainage area of each outfall;
  - Description of the exposed materials located in the drainage area of each outfall that are likely to be significant contributors of pollutants to stormwater discharges;
  - An estimate of the runoff coefficient of the drainage areas (low = under 40%; medium = 40 to 65%; high = above 65%); and
  - Why the outfalls are expected to discharge substantially identical effluents.
- v.)* If you are invoking the exception for inactive and unstaffed sites relating to routine facility inspections and quarterly visual assessments, you must include in your SWPPP the information to support this claim as required by Parts V.A.4. If you are invoking the exception for inactive and unstaffed sites for benchmark monitoring, you must include in your SWPPP the information to support this claim as required by Part V.B.5.

## 6. Signature Requirements

You must sign and date your SWPPP in accordance with Part II.C, including the date of signature.

## 7. Required SWPPP Modifications

You must modify your SWPPP whenever necessary to address any of the triggering conditions for corrective action in Part IV and to ensure that they do not reoccur, or to reflect changes implemented when a review following the triggering conditions in Part IV.B indicates that changes to your control measures are necessary to meet the effluent limits in this permit. Changes to your SWPPP document must be made in accordance with the corrective action deadlines in Parts IV.C and IV.D, and must be signed and dated in accordance with Part II.C.

## 8. Documentation Requirements

You must retain a copy of the current SWPPP required by this permit at your facility, and it must be immediately available to the Department. The Department encourages you to post your SWPPP online and provide the website address on your NOI. You are required to keep the

---

Provides discharge authorization only upon Maryland Department of the Environment notification of registration.

---

following inspection, monitoring, and certification records with your SWPPP that together keep your records complete and up-to-date, and demonstrate your full compliance with the conditions of this permit:

- a. A copy of the NOI submitted to the Department along with any correspondence exchanged between you and the Department specific to coverage under this permit;
- b. A copy of this permit (an electronic copy easily available to SWPPP personnel is also acceptable);
- c. A copy of the relevant portion of any other facility document referred to in your SWPPP, such as a Spill Prevention, Control and Countermeasure (SPCC) Plan;
- d. Descriptions and dates of any incidences of significant spills, leaks, or other releases that resulted in discharges of pollutants to waters of the U.S., through stormwater or otherwise; the circumstances leading to the release and actions taken in response to the release; and measures taken to prevent the recurrence of such releases (see Part III.B.1.b.iv);
- e. Records of employee training, including date training received (see Part III.B.1.b.ix);
- f. Documentation of maintenance and repairs of control measures, including the date(s) of regular maintenance, date(s) of discovery of areas in need of repair/replacement, and for repairs, date(s) that the control measure(s) returned to full function, and the justification for any extended maintenance/repair schedules (see Part III.B.1.b.iii);
- g. All inspection reports, including the Routine Facility Inspection documentation (see Part V.A.1), the Quarterly Visual Monitoring Form in Appendix B, and the Comprehensive Site Inspection reports (see Part V.A.2);
- h. Description of any deviations from the schedule for visual assessments and/or monitoring, and the reason for the deviations (e.g., adverse weather or it was impracticable to collect samples within the first 30 minutes of a measurable storm event) (see Parts V.C.5);
- i. Description of any corrective action taken at your site, including triggering event and dates when problems were discovered and modifications occurred;
- j. Documentation of any benchmark exceedances and how they were responded to, including either (1) corrective action taken, (2) a finding that the exceedance was due to natural background pollutant levels, or (3) a finding that no further pollutant reductions were technologically available and economically practicable and achievable in light of best industry practice consistent with Part V.B.3;
- k. Documentation to support any determination that pollutants of concern are not expected to be present above natural background levels if you discharge directly to impaired waters, and that such pollutants were not detected in your discharge or were solely attributable to natural background sources.
- l. Schedule of compliance for nutrient control measure planning per Part III.A.2.

If during the term of this permit, your site becomes inactive, you must contact the Department immediately and provide, in writing, the date of inactivity, the facility contact phone number and the location of the SWPPP and additional documentation. These must be made available during normal working hours. Note inactivity does not refer to seasonal closures.

#### **D. Additional Requirements for Facilities Subject To SARA Title III, Section 313 Requirements**

If you are subject to SARA Title III, [Section 313](#) (42 U.S.C. 11023) reporting requirements, in your SWPPP you must, in addition to the requirements of this Part, provide additional narrative on the preventive measures used to eliminate the exposure of these chemicals to stormwater run-on or run-off. To identify if your facility is subject to this requirement, visit the Maryland Department of the Environment's [Community Right-to-Know website](http://www.mde.state.md.us) (<http://www.mde.state.md.us>). A list of the Section 313 chemicals can be found at the [EPA's LIST OF LISTS Consolidated List of Chemicals Subject to the Emergency Planning and Community Right-To-Know Act \(EPCRA\) and Section 112\(r\) of the Clean Air Act](#) (<http://www.epa.gov>). Additionally, SARA Title III, Section 313 water priority chemicals are often identified on Material Data Safety Sheets (MSDS).

---

Provides discharge authorization only upon Maryland Department of the Environment notification of registration.

---

## **PART IV. CORRECTIVE ACTIONS**

### **A. Conditions Requiring Review and Revision to Eliminate Problem**

If any of the following conditions occur, you must review and revise the selection, design, installation, and implementation of your control measures to ensure that the condition is eliminated and will not be repeated in the future:

1. an unauthorized release or discharge (e.g., spill, leak, or discharge of non-stormwater not authorized by this or another NPDES permit) occurs at your facility;
2. a discharge violates a numeric effluent limit;
3. you become aware, or the Department determines, that your control measures are not stringent enough for the discharge to meet applicable water quality standards;
4. an inspection or evaluation of your facility by a Department official, determines that modifications to the control measures are necessary to meet the non-numeric effluent limits in this permit; or
5. you find in your routine facility inspection (Part V.A.1), quarterly visual assessment (Part V.A.3), or comprehensive site inspection (Part V.A.2) that your control measures are not being properly operated and maintained.

### **B. Conditions Requiring Review to Determine if Modifications Are Necessary**

If any of the following conditions occur, you must review the selection, design, installation, and implementation of your control measures to determine if modifications are necessary to meet the effluent limits in this permit:

1. construction or a change in design, operation, or maintenance at your facility significantly changes the nature of pollutants discharged in stormwater from your facility, or significantly increases the quantity of pollutants discharged; or
2. the average of 4 quarterly sampling results exceeds an applicable benchmark. If less than 4 benchmark samples have been taken, but the results are such that an exceedence of the 4 quarter average is mathematically certain (i.e., if the sum of quarterly sample results to date is more than 4 times the benchmark level) this is considered a benchmark exceedence, triggering this review.

### **C. Corrective Action Deadlines**

You must document your discovery of any of the conditions listed in parts IV.A and IV.B within 24 hours of making such discovery. Subsequently, within 14 days of such discovery, you must document any corrective action(s) to be taken to eliminate or further investigate the deficiency, or if no corrective action is needed, the basis for that determination. Specific documentation required within 24 hours and 14 days is detailed in part IV.D. If you determine that changes are necessary following your review, any modifications to your control measures must be made before the next storm event if possible, or as soon as practicable following that storm event. In the event that a deficiency cannot be addressed fully within 30 days, you must call the Department Compliance program and make the Department aware of the situation. These time intervals are not grace periods, but are schedules considered reasonable for documenting your findings and for making repairs and improvements. They are included in this permit to ensure that the conditions prompting the need for these repairs and improvements are not allowed to persist indefinitely.

---

Provides discharge authorization only upon Maryland Department of the Environment notification of registration.

---

#### **D. Corrective Action Report**

1. Within 24 hours of discovery of any condition listed in parts IV.A and IV.B, you must document the following information:
  - a. identification of the condition triggering the need for corrective action review;
  - b. description of the problem identified; and
  - c. date the problem was identified.
2. Within 14 days of discovery of any condition listed in parts IV.A and IV.B, above, you must document the following information:
  - a. summary of corrective action taken or to be taken (or, for triggering events identified in Part IV.B where you determine that corrective action is not necessary, the basis for this determination);
  - b. notice of whether SWPPP modifications are required as a result of this discovery or corrective action;
  - c. date corrective action initiated; and
  - d. date corrective action completed or expected to be completed.
3. You must include this documentation with the annual report required in Part V.A.2.b.

#### **E. Effect of Corrective Action**

If the event triggering the review is a permit violation (e.g., non-compliance with an effluent limit), correcting it does not remove the original violation. Additionally, failing to take corrective action in accordance with this section is an additional permit violation. The Department may consider the appropriateness and promptness of corrective action in determining enforcement responses to permit violations.

#### **F. Substantially Identical Outfalls**

If the event triggering corrective action is linked to an outfall that represents other substantially identical outfalls, your review must assess the need for corrective action for each outfall represented by the outfall that triggered the review. Any necessary changes to control measures that affect these other outfalls must also be made before the next storm event if possible, or as soon as practicable following that storm event.

### **PART V. INSPECTIONS, MONITORING, AND REPORTING**

#### **A. Site Inspections and Evaluations**

You must conduct the following inspections or evaluations at your facility in accordance with the monitoring procedures outlined in Part V.C. You must keep a copy of the documentation from all inspections and evaluations onsite with your SWPPP per Part III.C.8.g.

1. Routine Facility Inspection

At least once per quarter, you must conduct a site assessment that will review the effectiveness of the SWPPP. At least once each calendar year, the routine facility inspection must be conducted during a period when a stormwater discharge is happening. The facility inspections must be documented with a checklist or other summary signed in accordance with Part II.C.2 of this permit, by qualified personnel, with at least one member of your stormwater pollution prevention team participating. The checklist must include a certification that the site is in compliance with the SWPPP and this permit, or a record of the deficiencies and necessary follow up actions. Refer to Part IV.C Corrective Action Deadlines and Part IV.D. Corrective Action Report for appropriate time frames.

---

Provides discharge authorization only upon Maryland Department of the Environment notification of registration.

---

## 2. Comprehensive Site Compliance Evaluation

You must conduct comprehensive site compliance evaluations once a year. The evaluations must be performed by qualified personnel who possess the knowledge and skills to assess conditions and activities that could impact stormwater quality at the facility and who can evaluate the effectiveness of all existing BMPs. The personnel conducting the evaluations may be either facility employees (such as pollution prevention team members) or contractors you hire. If a scheduled compliance evaluation overlaps with a routine facility inspection, the annual compliance evaluation may be used as one of the four routine facility inspections.

- a. Evaluations must include all areas where industrial materials or activities are exposed to stormwater, at a minimum:
  - i.) Industrial materials, residue or trash that may have or could come into contact with stormwater;
  - ii.) Leaks or spills from industrial equipment, drums, barrels, tanks or other containers that have occurred within the past three years;
  - iii.) Offsite tracking of industrial or waste materials or sediment where vehicles enter or exit the site;
  - iv.) Tracking or blowing of raw, final, or waste materials from areas of no exposure to exposed areas;
  - v.) Evidence of, or the potential for, pollutants entering the drainage system;
  - vi.) Evidence of pollutants discharging to surface waters at all facility outfalls;
  - vii.) The condition of and around any outfall, including flow dissipation measures to prevent scouring;
  - viii.) Training performed, inspections completed, maintenance performed, quarterly visual examinations, and effective operation of BMPs (including those required for Chesapeake Bay Restoration); and
  - ix.) Visual and analytical monitoring results from the past year.
- b. A report must be written summarizing the scope of the evaluation, name(s) of personnel performing the evaluation, the date of the evaluation, and all observations relating to the implementation of the SWPPP. Based on the results of the evaluation, the SWPPP must be modified as necessary. Refer to Part IV.C Corrective Action Deadlines and Part IV.D. Corrective Action Report for appropriate time frames.

## 3. Quarterly Visual Inspections

You are required to begin visual inspections in the first full quarter after you have been notified that you are covered by this permit. For example, if you obtain permit coverage in June, then your first monitoring quarter is July 1 - September 30 of that year. Once each quarter, you must collect a stormwater sample from each outfall (except in adverse weather conditions, substantially identical outfalls, or inactive and unstaffed sites as noted below) and assess the sample visually. Samples may be taken during any precipitation event (except as noted in Areas Subject to Snow below) where there is a measurable discharge and must be sampled within the first 30 minutes of the storm event. In the case of snowmelt, samples must be taken during a period with a measurable discharge from your site. These samples are not required to be collected consistent with 40 CFR 136 procedures but should be collected in such a manner that the samples are representative of the stormwater discharge.

- a. The Quarterly Visual Monitoring Form found in Appendix B of this permit must be completed for each sample.
  - b. Adverse Weather Conditions are those that are dangerous or create inaccessibility for personnel, such as local flooding, high winds, or electrical storms, or situations that otherwise make sampling impractical, such as drought or extended frozen conditions. When adverse weather conditions prevent the collection of samples during the quarter, a substitute sample must be taken during the next qualifying storm event. Documentation of the rationale for no visual assessment for the quarter must be included in SWPPP records.
-

Provides discharge authorization only upon Maryland Department of the Environment notification of registration.

---

- c. *Areas Subject to Snow*: In areas subject to snow, at least one quarterly visual assessment must capture snowmelt discharge. The assessment should identify the date when the sample was taken.
- d. *Substantially identical outfalls*: If your facility has two or more outfalls that you believe discharge substantially identical effluents, as documented in Part III.C.5.b, you may conduct quarterly visual assessments of the discharge at just one of the outfalls and report that the results also apply to the substantially identical outfall(s) provided that you perform visual assessments on a rotating basis of each substantially identical outfall throughout the period of your coverage under this permit. If stormwater contamination is identified through visual assessment performed at a substantially identical outfall, you must assess and modify your control measures as appropriate for each outfall represented by the monitored outfall.

#### 4. Inactive and Unstaffed Sites Exceptions to Routine Facility Inspections.

The requirement to conduct routine facility inspections and visual monitoring on a quarterly basis does not apply at a facility that is inactive and unstaffed, as long as there are no industrial materials or activities exposed to stormwater. Such a facility is only required to conduct an annual comprehensive site inspection in accordance with the requirements of Part V.A.2. To invoke this exception, you must maintain a statement in your SWPPP pursuant to Part III.C.5.b.v indicating that the site is inactive and unstaffed, and that there are no industrial materials or activities exposed to precipitation, in accordance with the substantive requirements in 40 CFR 122.26(g)(4)(iii). The statement must be signed and certified in accordance with Part II.C. If circumstances change and industrial materials or activities become exposed to stormwater or your facility becomes active and/or staffed, this exception no longer applies and you must immediately resume quarterly facility inspections. If you are not qualified for this exception at the time you are authorized under this permit, but during the permit term you become qualified because your facility is inactive and unstaffed, and there are no industrial materials or activities that are exposed to stormwater, then you must include the same signed and certified statement as above and retain it with your records pursuant to Part III.C.5.b.v.

### **B. Industry Specific Benchmarks Monitoring Requirements**

This permit stipulates pollutant benchmark concentrations that may be applicable to your discharge. The benchmark concentrations are not effluent limitations; a benchmark exceedance, therefore, is not a permit violation. Benchmark monitoring data are primarily for your use to determine the overall effectiveness of your control measures and to assist you in knowing when additional corrective action(s) may be necessary to comply with the effluent limitations in Part III.B. Samples and measurements taken for the purpose of monitoring must be representative of the volume and nature of the monitored activity. Benchmark monitoring, if required, must be conducted according to test procedures approved under 40 CFR Part 136.

#### 1. Applicability of Benchmark Monitoring

You must monitor for any benchmark parameters specified for the industrial sector(s), both primary industrial activity and any co-located industrial activities, applicable to your discharge. Your industry-specific benchmark concentrations are listed in the sector-specific sections of Appendix D. If your facility is in one of the industrial sectors subject to benchmark concentrations that are hardness-dependent, you are required to submit to the Department with your first benchmark discharge monitoring report (Part V.B.4) a hardness value, established consistent with the procedures in Appendix C, which is representative of your receiving water.

Samples must be analyzed consistent with 40 CFR Part 136 analytical methods and using test procedures with quantitation limits at or below benchmark values for all benchmark parameters for which you are required to sample.

---

Provides discharge authorization only upon Maryland Department of the Environment notification of registration.

---

**2. Benchmark Monitoring Schedule**

You must conduct benchmark monitoring quarterly for four (4) full quarters, starting the first full monitoring period (found in Part V.C.7) that occurs, six (6) months after registering under this permit. For example, if you obtain permit coverage in June, six months later is December, then your first monitoring period is Jan 1 – March 31.

**3. Required Responses to Benchmark Monitoring Results**

**a. *Data not exceeding benchmarks:***

After collection of 4 quarterly samples, if the average of the 4 monitoring values for any parameter does not exceed the benchmark, you have fulfilled your monitoring requirements for that parameter for the permit term. For averaging purposes, use a value of zero for any individual sample parameter, analyzed using procedures consistent with Part V.B.1, which is determined to be less than the method detection limit. For sample values that fall between the method detection level and the quantitation limit (i.e., a confirmed detection but below the level that can be reliably quantified), use a value halfway between zero and the quantitation limit. If you have met the requirements and plan to stop benchmark monitoring for a parameter, you must provide written notification to the Department's Compliance Program of this determination with your benchmark monitoring report and modify your SWPPP.

**b. *Data exceeding benchmarks:***

After collection of 4 quarterly samples, if the average of the 4 monitoring values for any parameter exceeds the benchmark, you must review the selection, design, installation, and implementation of selected control measures to determine if modifications are necessary to meet the effluent limits in this permit, and either:

- i.)** Make the necessary modifications and continue quarterly monitoring until you have completed 4 additional quarters of monitoring for which the average does not exceed the benchmark; or
- ii.)** Make a determination that no further pollutant reductions are technologically available and economically practicable and achievable in light of best industry practice to meet the technology-based effluent limits or are necessary to meet the water-quality-based effluent limitations in Part III.B of this permit, in which case you must continue monitoring once per year. You must also document your rationale for concluding that no further pollutant reductions are achievable, and retain all records related to this documentation with your SWPPP. You must provide written notification to the Department's Compliance Program of this determination with your next benchmark monitoring report.

In accordance with Part V.B, you must review your control measures and perform any required corrective action immediately (or document why no corrective action is required), without waiting for the full 4 quarters of monitoring data, if an exceedance of the 4 quarter average is mathematically certain. If after modifying your control measures and conducting 4 additional quarters of monitoring, your average still exceeds the benchmark (or if an exceedance of the benchmark by the 4 quarter average is mathematically certain prior to conducting the full 4 additional quarters of monitoring), you must again review your control measures and take one of the two actions above.

**c. *Natural Background Pollutant Levels:***

Following the first 4 quarters of benchmark monitoring (or sooner if the exceedance is triggered by less than 4 quarters of data, see above), if the average concentration of a pollutant exceeds a benchmark value, and you determine that exceedance of the benchmark is attributable solely to the presence of that pollutant in the natural background, you are not required to perform corrective action or additional benchmark monitoring provided that:

- i.)** The average concentration of your benchmark monitoring results is less than or equal to the concentration of that pollutant in the natural background;
  - ii.)** You must document and maintain with the SWPPP your supporting rationale for
-

Provides discharge authorization only upon Maryland Department of the Environment notification of registration.

---

concluding that benchmark exceedances are in fact attributable solely to natural background pollutant levels. You must include in your supporting rationale any data previously collected by you or others (including literature studies) that describe the levels of natural background pollutants in your stormwater discharge; and

- iii.)* You notify the Departments Compliance Program on your final quarterly benchmark monitoring report that the benchmark exceedances are attributable solely to natural background pollutant levels.

Natural background pollutants include those substances that are naturally occurring in soils or groundwater. Natural background pollutants do not include legacy pollutants from earlier activity on your site, or pollutants in run-on from neighboring sources which are not naturally occurring.

#### 4. Submitting Benchmark Discharge Monitoring Reports (DMRs)

You must summarize and submit benchmark monitoring information electronically using NetDMR once you are granted access to this tool, unless you demonstrate a reasonable basis that precludes the use of NetDMR. Specific requirements regarding submittal of data and reports in hard copy form and for submittal using NetDMR are described below:

- a. NetDMR is a U.S. EPA tool allowing regulated Clean Water Act permittees to submit monitoring reports electronically via a secure Internet application. You must apply for access to NetDMR at [www.epa.gov/netdmr](http://www.epa.gov/netdmr) and register for a NetDMR Webinar, unless you are able to demonstrate a reasonable basis, such as technical or administrative infeasibility, that precludes the use of NetDMR for submitting DMRs ("opt-out request"). Before you can submit official DMRs using NetDMR you must attend a training Webinar and successfully set-up and submit test monitoring results electronically. You must complete all requirements to gain access to NetDMR within six (6) months of authorization under this permit, including applying for access within one (1) month of being registered.
- b. Opt-out requests must be submitted in writing to the Department for written approval at least sixty (60) days prior to the date you would be required under this permit to begin using NetDMR. This demonstration shall be valid for twelve (12) months from the date of the Department approval and shall thereupon expire. At such time, DMRs and reports shall be submitted electronically to the Department unless the permittee submits a renewed opt-out request and such request is approved by the Department. All opt-out requests and subsequent hardcopy DMRs should be sent to the following addresses with "Attn: DMRs":  
Maryland Department of the Environment  
WMA – Compliance Program  
1800 Washington Blvd., Suite 425  
Baltimore, MD 21230
- c. If you are required to do benchmark monitoring for specific pollutants you must report the quarterly measurements no later than 28 days following the Monitoring Period (Part V. C.7), and according to the other Monitoring Procedures (Part V.C).

#### 5. Exception for Inactive and Unstaffed Sites

The requirement for benchmark monitoring does not apply at a facility that is inactive and unstaffed, as long as there are no industrial materials or activities exposed to stormwater. To invoke this exception, you must do the following:

- Maintain a statement onsite with your SWPPP stating that the site is inactive and unstaffed, and that there are no industrial materials or activities exposed to stormwater in accordance with the substantive requirements in 40 CFR 122.26(g) and sign and certify the statement in accordance with Part II.C; and
  - If circumstances change and industrial materials or activities become exposed to stormwater or your facility becomes active and/or staffed, this exception no longer applies
-

Provides discharge authorization only upon Maryland Department of the Environment notification of registration.

---

and you must immediately begin complying with the applicable benchmark monitoring requirements under Part V.B as if you were in your first year of permit coverage. You must indicate in your first benchmark monitoring report that your facility has materials or activities exposed to stormwater or has become active and/or staffed.

- If you are not qualified for this exception at the time you are authorized under this permit, but during the permit term you become qualified because your facility is inactive and unstaffed, and there are no industrial materials or activities that are exposed to stormwater, then you must provide written notification to the Department's Compliance Program of this change in your next benchmark monitoring report. You may discontinue benchmark monitoring once you have notified the Department, and prepared and signed the certification statement described above concerning your facility's qualification for this special exception.

#### 6. Substantially identical outfalls

If your facility has two or more outfalls that you believe discharge substantially identical effluents, as documented in Part III.C.5.b, you may benchmark monitoring of the discharge at just one of the outfalls and report that the results also apply to the substantially identical outfall(s) provided that you perform benchmark monitoring on a rotating basis of each substantially identical outfall throughout the period you are required to under this permit. If stormwater contamination is identified through benchmark monitoring performed at a substantially identical outfall, you must assess and modify your control measures as appropriate for each outfall represented by the monitored outfall.

### C. **Monitoring Procedures**

You must collect and analyze stormwater samples and document monitoring activities for visual and benchmark monitoring consistently with the procedures described in this section and the industry specific benchmark monitoring requirements.

#### 1. Monitored Outfalls

You must conduct monitoring as required by this permit at each outfall authorized by this permit, except when an outfall is exempt from monitoring as a substantially identical outfall. If your facility has two or more outfalls that you believe discharge substantially identical effluents, based on the similarities of the general industrial activities and control measures, exposed materials that may significantly contribute pollutants to stormwater, and runoff coefficients of their drainage areas, you may monitor the effluent of just one of the outfalls and report that the results also apply to the substantially identical outfall(s). As required in Part III.C.5, your SWPPP must identify each outfall authorized by this permit and describe the rationale for any substantially identical outfall determinations.

#### 2. Commingled Discharges

If discharges authorized by this permit commingle with discharges not authorized under this permit, any required sampling of the authorized discharges must be performed at a point before they mix with other waste streams, to the extent practicable. The following are some examples of mixed water source situations that should not be sampled.

- a. A common ditch that carries stormwater from properties upstream. In this case, the stormwater from the permitted facility is mixed with other water. You should find a location or locations where your facility's stormwater alone can be sampled.
  - b. A partially submerged storm sewer pipe where it discharges into the receiving water body. In this case, this final discharge point should not be used as a sampling point because the stormwater flow is mixed with the receiving water.
  - c. A manhole that carries stormwater not only from the permitted facility but from other stormwater sources as well. If taking a grab sample from a manhole, you should make sure
-

Provides discharge authorization only upon Maryland Department of the Environment notification of registration.

---

that the flow in that pipe is entirely from your facility.

**3. Measurable Storm Events**

All required monitoring must be performed on a storm event that results in an actual discharge from your site ("measurable storm event") that follows the preceding measurable storm event by at least 72 hours (3 days). The 72-hour (3-day) storm interval does not apply if you are able to document that less than a 72-hour (3-day) interval is representative for local storm events during the sampling period. In the case of snowmelt, the monitoring must be performed at a time when a measurable discharge occurs at your site.

For each monitoring event, except snowmelt monitoring, you must identify the date and duration (in hours) of the rainfall event, rainfall total (in inches) for that rainfall event, and time (in days) since the previous measurable storm event. For snowmelt monitoring, you must identify the date of the sampling event.

**4. Sample Type**

You must take a minimum of one grab sample from a discharge resulting from a measurable storm event as described above. Samples must be collected within the first 30 minutes of a measurable storm event. However, the Department does not advocate impractical or potentially unsafe sampling methods during periods of adverse weather conditions. Therefore, if it is not possible to collect the sample within the first 30 minutes of a measurable storm event, the sample must be collected as soon as practicable after the first 30 minutes and documentation must be kept with the SWPPP explaining why it was not possible to take samples within the first 30 minutes. In the case of snowmelt, samples must be taken during a period with a measurable discharge.

**5. Adverse Weather Conditions**

When adverse weather conditions, as described in Part V.A.3.b, prevent the collection of samples according to the relevant monitoring schedule, you must take a substitute sample during the next qualifying storm event. Adverse weather does not exempt you from having to file a benchmark monitoring report in accordance with your sampling schedule. You must keep a record with your SWPPP of any failure to monitor as specified, indicating the basis for not sampling during the usual reporting period.

**6. Representative Sampling**

You must take all required samples and measurements at times to be representative of the quantity and quality of the discharges during the specified monitoring periods. At a minimum, samples must be taken once every quarter unless otherwise specified.

The sampling and analytical methods used must conform to procedures for the analysis of pollutants as identified in [40 CFR 136](#) - "Guidelines Establishing Test Procedures for the Analysis of Pollutants" except for visual monitoring which is not subject to 40 CFR 136, or unless otherwise specified.

**7. Monitoring Periods**

Visual (Part V.A.3) and benchmark (Part V.B.2) monitoring are required on a quarterly basis, following these 3-month intervals:

- a. January 1 – March 31;
  - b. April 1 – June 30;
  - c. July 1 – September 30; and
  - d. October 1 – December 31.
-

Provides discharge authorization only upon Maryland Department of the Environment notification of registration.

---

#### 8. Data Recording Requirements

If you are required to perform monitoring, you must record the following information for each sample:

- a. The exact place, date, and time of sampling or measurement;
- b. The person(s) who performed the sampling or measurement;
- c. The dates and times the analyses were performed;
- d. The person(s) who performed the analyses;
- e. The analytical techniques or methods used; and
- f. The results of all required analyses.

#### D. Hazardous Substances or Oil in Stormwater Discharge(s) Reporting

1. This permit does not authorize the discharge of hazardous substances or oil resulting from an onsite spill.
2. You must prevent the discharge of hazardous substances or oil in the stormwater discharge(s) from your facility in accordance with your SWPPP. This permit does not relieve you of the reporting requirements of 40 CFR part 117 and 40 CFR part 302. If a spill or discharge of hazardous substances or oil occurs you must do the following:
  - a. Notify the Department by calling its Emergency Response Division at (866) 633-4686 and notify the National Response Center (NRC) at (800) 424-8802 or, in the Washington, DC metropolitan area, at (202) 426-2675 in accordance with the requirements of COMAR 26.10.01.03, 40 CFR 117 and 40 CFR 302 respectively as soon as he or she has knowledge of the discharge;
  - b. Submit to the Department a written description within 10 working days of knowledge of the incident including: the type and estimate of the amount of material released, the date it occurred, the circumstances leading to it, and steps to be taken in accordance with Part V.C.1.c, below, and any other information as required by COMAR 26.10.01.03; and
  - c. Modify the SWPPP within 14 calendar days of knowledge of the incident to (1) provide a description of the release, the circumstances leading to it, and the date it occurred and (2) identify measures to prevent the reoccurrence of respond to such releases and modify the plan where appropriate.

#### E. Records Retention

You must retain all records and information resulting from the monitoring activities required by this permit, including all records of analyses performed, calibration and maintenance of instrumentation, and original recordings from continuous monitoring instrumentation, for a minimum of five (5) years. This period shall be extended automatically during the course of litigation, or when requested by the Department.

### PART VI. STANDARD PERMIT CONDITIONS

#### A. Compliance with this General Permit and Water Pollution Abatement Statutes

You must comply at all times with the terms and conditions of this permit, the provisions of the Environmental Article, Title 7, Subtitle 2 and Title 9, Subtitles 2 and 3 of the Annotated Code of Maryland, and the Clean Water Act, 33 U.S.C. § 1251 et seq. Any noncompliance with any of the requirements of this permit constitutes a violation of the Clean Water Act.

As detailed in Part IV (Corrective Actions) of this permit, failure to take any required corrective actions constitute an independent, additional violation of this permit and the Clean Water Act. As such, any actions and time periods specified for remedying noncompliance do not absolve parties of the initial underlying noncompliance. However, where corrective action is triggered by an event that

---

Provides discharge authorization only upon Maryland Department of the Environment notification of registration.

---

does not itself constitute permit noncompliance, such as an exceedance of an applicable benchmark, there is no permit violation provided you take the required corrective action within the relevant deadlines established in Part IV.C.

#### **B. Civil and Criminal Liability**

Nothing in this permit shall be construed to preclude the institution of any legal action nor relieve you from any civil or criminal responsibilities, liabilities, and/or penalties for noncompliance with Title 9 of the Environment Article, Annotated Code of Maryland or any federal, local or other state law or regulation.

#### **C. Action on Violations**

The issuance or reissuance of this permit does not constitute a decision by the State not to proceed in an administrative, civil, or criminal action for any violations of State law or regulations occurring before the issuance or re-issuance of this permit, nor a waiver of the State's right to do so.

#### **D. Civil Penalties for Violations of Permit Conditions**

In addition to civil penalties for violations of State water pollution control laws set forth in Section 9-342 of the Environment Article, Annotated Code of Maryland, the Clean Water Act provides that any person who violates Section 301, 302, 306, 307, 308, 318, or 405 of the Act, or any permit condition or limitation implementing any of such sections in a permit issued under Section 402 of the Act or in a permit issued under Section 404 of the Act, is subject to a civil penalty not to exceed \$25,000 per day for each violation. Statutory penalties of the CWA are subject to the Civil Monetary Penalty Inflation Adjustment Rule published in the federal register 2009.

#### **E. Criminal Penalties for Violations of Permit Conditions**

In addition to criminal penalties for violations of State water pollution control laws set forth in Section 9-343 of the Environment Article, Annotated Code of Maryland, the Clean Water Act provides that:

1. Any person who negligently violates Section 301, 302, 306, 307, 308, 318, or 405 of the Act, or any permit condition or limitation implementing any of such sections in a permit issued under Section 402 of the Act, or in a permit issued under Section 404 of the Act, is subject to a fine of not less than \$2,500 nor more than \$25,000 per day of violation, or by imprisonment for not more than one (1) year, or by both.
  2. Any person who knowingly violates Section 301, 302, 306, 307, 308, 318, or 405 of the Act, or any permit condition or limitation implementing any of such sections in a permit issued under Section 402 of the Act, or in a permit issued under Section 404 of the Act, is subject to a fine of not less than \$5,000 nor more than \$50,000 per day of violation, or by imprisonment for not more than three (3) years, or by both.
  3. Any person who knowingly violates Section 301, 302, 306, 307, 308, 318, or 405 of the Act, or any permit condition or limitation implementing any of such sections in a permit issued under Section 402 of the Act, or in a permit issued under Section 404 of the Act, and who knows at that time that he thereby places another person in imminent danger of death or serious bodily injury, is subject to a fine of not more than \$250,000 or imprisonment of not more than fifteen (15) years, or both. A person that is a corporation, must, upon conviction, be subject to a penalty of not more than \$1,000,000.
  4. Any person who knowingly makes any false material statement, representation, or certification in any application, record, report, plan, or other document filed or required to be maintained under the Act or who knowingly falsifies, tampers with or renders inaccurate any monitoring device or
-

Provides discharge authorization only upon Maryland Department of the Environment notification of registration.

---

method required to be maintained under the Act, is subject to a fine of not more than \$10,000 or by imprisonment for not more than two (2) years, or by both.

#### **F. Penalties for Falsification and Tampering**

Per the Environment Article, §9-343, Annotated Code of Maryland, any person who knowingly makes any false material statement, representation, or certification in any application, record, report, plan, or other document filed or required to be maintained under this permit, including monitoring reports or reports of compliance or noncompliance, or who knowingly falsifies, tampers with or renders inaccurate any monitoring device or method required to be maintained under this permit must, upon conviction, be punished by a fine of not more than \$10,000 per violation, or by imprisonment for not more than 6 months per violation, or by both. Per the federal Clean Water Act, any person who knowingly falsifies, tampers with, or renders inaccurate any monitoring device or method required to be maintained under the Act, or who knowingly makes any false statement, representation, or certification in any records or other documents submitted or required to be maintained under this permit, including monitoring reports or reports of compliance or noncompliance must, upon conviction, be punished by a fine of not more than \$10,000, or by imprisonment for not more than two years, or by both.

#### **G. Right of Entry**

You must permit the Secretary of the Department, the Regional Administrator for the EPA, or their authorized representatives, upon the presentation of credentials, to:

1. enter upon your premises where a discharges' source is located or where any records are required to be kept under the terms and conditions of this permit;
2. access and copy, at reasonable times, any records required to be kept under the terms and conditions of this permit;
3. inspect, at reasonable times, any monitoring equipment or monitoring method required in this permit;
4. inspect, at reasonable times, any collection, treatment, pollution management, or discharge facilities required under this permit;
5. sample, at reasonable times, any discharge of pollutants; and
6. take photographs (which may require direction for reasons of national security).

#### **H. Property Rights/Compliance with Other Requirements**

The issuance of this permit does not convey any property rights in either real or personal property, or any exclusive privileges, nor does it authorize any injury to private property or any invasion of personal rights, nor any infringement of federal, state or local laws or regulations.

#### **I. Duty to Provide Information**

You must provide within a reasonable time, any information which the Department may request to determine whether cause exists for modifying, revoking and reissuing, or terminating this permit, or to determine compliance with this permit to the Department. You must also provide copies of records required to be kept by this permit to the Department, upon request.

#### **J. Submitting Additional or Corrected Information**

When you become aware that you failed to submit any relevant facts or submitted incorrect information in the NOI or in any other report to the Department, you must submit the facts or

---

Provides discharge authorization only upon Maryland Department of the Environment notification of registration.

---

information to the Department within 30 days.

#### **K. Availability of Reports**

Except for data determined to be confidential under the Maryland Public Information Act and/or Section 308 of the Clean Water Act, 33 U.S.C. § 1318, all submitted data must be available for public inspection at the offices of the Department and the Regional Administrator of the Environmental Protection Agency.

#### **L. Removed Substances**

Wastes such as solids, sludges, or other pollutants removed from or resulting from treatment or control of wastewaters or facility operations, must be disposed of in a manner to prevent any wastes or runoff from wastes from contacting waters of the State.

#### **M. Facility Operation and Maintenance**

You must at all times properly operate and maintain all facilities and systems of treatment and control which are installed or used to achieve compliance with the conditions of the permit. Proper operation and maintenance also includes adequate laboratory controls and appropriate quality assurance procedures. This provision requires the operation of backup or auxiliary facilities or a similar system that you have installed only when the operation is necessary to achieve compliance with the conditions of the permit.

#### **N. Toxic Pollutants**

You must comply with effluent standards or prohibitions for toxic pollutants established under the Federal Clean Water Act, or under Section 9-314 and Sections 9-322 to 9-328 of the Environment Article, Annotated Code of Maryland. You must be in compliance within the time provided in the regulations that establish these standards or prohibitions, even if this permit has not yet been modified to incorporate the requirement.

#### **O. Oil and Hazardous Substances Prohibited**

Nothing in this permit shall be construed to preclude the institution of any legal action or relieve you from any responsibility, liability, or penalties to which the permittee may be subject under Section 311 of the Clean Water Act (33 U.S.C. § 1321), or under the Annotated Code of Maryland.

Permittees may be subject to additional requirements and regulations dictated by the Department's Oil Control Program and Emergency Planning and Community Right-to-Know Act (EPCRA) (40 CFR 116). Any requirements listed in this permit which control grease, oil or fuel are to address potential pollutants not governed directly by Oil Pollution Prevention (40 CFR 112), as the handling and storage of fuel and other petroleum products has a potential to cause negative impacts to waters of the state.

#### **P. Water Construction and Obstruction**

This permit does not authorize you to construct or place physical structures, facilities, or debris or undertake related activities in any waters of the State.

#### **Q. Permit Modification**

The Department may revoke this permit or modify this permit to include different limitations and requirements, in accordance with the procedures contained in COMAR 26.08.04.10 and 40 C.F.R. §§ 122.62, 122.63, 122.64 and 124.5.

This permit must be modified, or alternatively, revoked and reissued, to comply with any applicable effluent standard or limitation issued or approved under Sections 301, 304, and 307 of the Clean Water Act [33 USCS §§ 1311, 1314, 1317] if the effluent standard or limitation issued or approved:

---

Provides discharge authorization only upon Maryland Department of the Environment notification of registration.

---

1. contains different conditions or is otherwise more stringent than any effluent limitation in this permit; or
2. controls any pollutant not limited in this permit. This permit, as modified or reissued under this section, must also contain any other requirements of the Act then applicable.

**R. Total Maximum Daily Load (TMDL)**

The permit may be reopened in accordance with Maryland's Administrative Procedures Act to incorporate future Total Maximum Daily Load requirements.

**S. Severability**

The provisions of this permit are severable. If any provisions of this permit must be held invalid for any reason, the remaining provisions must remain in full force and effect. If the application of any provision of this permit to any circumstances is held invalid, its application to other circumstances must not be affected.

**PART VII. AUTHORITY TO ISSUE GENERAL NPDES PERMITS**

On September 5, 1974, the Administrator of the EPA approved the proposal submitted by the State of Maryland for the operation of a permit program for discharges into navigable waters under Section 402 of the Federal Clean Water Act, 33 U.S.C. Section 1342.

On September 30, 1990, the Administrator of the EPA approved the proposal submitted by the State of Maryland for the operation of a general permit program.

Under the approvals described above, this general discharge permit is both a State of Maryland general discharge permit and a NPDES general permit.



Jay G. Sakai, Director  
Water Management Administration

Appendix A:  
Industry Specific Sectors

These Industry Sector descriptions are categorized by Standard Industrial Classification (SIC), and in a few cases by "Activity Code". More detailed descriptions of the SIC codes can be found at Department of Labor's - Occupation, Safety and Health Administration (OSHA) website (<http://www.osha.gov/pls/imis/sicsearch.html>). References to "sectors" in this permit (e.g., sector-specific monitoring requirements) refer to these groupings.

SIC Code or Activity Code	Activity Represented
<b>SECTOR A: TIMBER PRODUCTS</b>	
2421	General Sawmills and Planing Mills
2491	Wood Preserving
2411	Log Storage and Handling
2426	Hardwood Dimension and Flooring Mills
2429	Special Product Sawmills, Not Elsewhere Classified
2431-2439 (except 2434, see Sector W)	Millwork, Veneer, Plywood, and Structural Wood
2448	Wood Pallets and Skids
2449	Wood Containers, Not Elsewhere Classified
2451, 2452	Wood Buildings and Mobile Homes
2493	Reconstituted Wood Products
2499	Wood Products, Not Elsewhere Classified
2441	Nailed and Lock Corner Wood Boxes and Shook
<b>SECTOR B: PAPER AND ALLIED PRODUCTS</b>	
2631	Paperboard Mills
2611	Pulp Mills
2621	Paper Mills
2652-2657	Paperboard Containers and Boxes
2671-2679	Converted Paper and Paperboard Products, Except Containers and Boxes
<b>SECTOR C: CHEMICALS AND ALLIED PRODUCTS</b>	
2873-2879	(Subsector C1) Agricultural Chemicals
2812-2819	(Subsector C2) Industrial Inorganic Chemicals
2841-2844	(Subsector C3) Soaps, Detergents, and Cleaning Preparations; Perfumes, Cosmetics, and Other Toilet Preparations
2821-2824	Plastics Materials and Synthetic Resins, Synthetic Rubber, Cellulosic and Other Manmade Fibers Except Glass
2833-2836	Medicinal Chemicals and Botanical Products; Pharmaceutical Preparations; in vitro and in vivo Diagnostic Substances; and Biological Products, Except Diagnostic Substances
2851	Paints, Varnishes, Lacquers, Enamels, and Allied Products
2861-2869	Industrial Organic Chemicals
2891-2899	Miscellaneous Chemical Products
3952 (limited to list of inks and paints)	Inks and Paints, Including China Painting Enamels, India Ink, Drawing Ink, Platinum Paints for Burnt Wood or Leather Work, Paints for China Painting, Artist's Paints and Artist's Watercolors
2911	Petroleum Refining
<b>SECTOR D: ASPHALT PAVING AND ROOFING MATERIALS AND LUBRICANTS</b>	
2951, 2952	Asphalt Paving and Roofing Materials (except Bituminous concrete)
2992, 2999	Miscellaneous Products of Petroleum and Coal

SIC Code or Activity Code	Activity Represented
<b>SECTOR E: GLASS, CLAY, CEMENT, CONCRETE, AND GYPSUM PRODUCTS</b>	
3251-3259	Structural Clay Products
3261-3269	Pottery and Related Products
3274-3275	Lime & Gypsum Products
3211	Flat Glass
3221, 3229	Glass and Glassware, Pressed or Blown
3231	Glass Products Made of Purchased Glass
3241	Hydraulic Cement
3281	Cut Stone and Stone Products
3291-3299	Abrasive, Asbestos, and Miscellaneous Nonmetallic Mineral Products
<b>SECTOR F: PRIMARY METALS</b>	
3312-3317	Steel Works, Blast Furnaces, and Rolling and Finishing Mills
3321-3325	Iron and Steel Foundries
3351-3357	Rolling, Drawing, and Extruding of Nonferrous Metals
3363-3369	Nonferrous Foundries (Castings)
3331-3339	Primary Smelting and Refining of Nonferrous Metals
3341	Secondary Smelting and Refining of Nonferrous Metals
3398, 3399	Miscellaneous Primary Metal Products
<b>SECTOR G: METAL MINING (ORE MINING AND DRESSING)</b>	
	(Reserved)
<b>SECTOR H: COAL MINES AND COAL MINING-RELATED FACILITIES</b>	
	(Reserved)
<b>SECTOR I: OIL AND GAS EXTRACTION AND REFINING</b>	
1311	Crude Petroleum and Natural Gas
1321	Natural Gas Liquids
1381-1389	Oil and Gas Field Services
<b>SECTOR J: MINERAL MINING AND DRESSING</b>	
	(Reserved)
<b>SECTOR K: HAZARDOUS WASTE TREATMENT, STORAGE, OR DISPOSAL FACILITIES</b>	
HZ	Hazardous Waste Treatment, Storage, or Disposal Facilities, including those that are operating under interim status or a permit under subtitle C of RCRA
<b>SECTOR L: LANDFILLS AND LAND APPLICATION SITES</b>	
LF, 4953	(Subsector L1) All Landfills with a refuse disposal permit or Land Application Sites with a marginal land permit
	(Subsector L2) All Landfills with a refuse disposal permit or Land Application Sites with a marginal land permit, except Municipal Solid Waste Landfill (MSWLF) Areas Closed in Accordance with 40 CFR 258.60
	(Subsector L3) All Landfills without a refuse disposal permit or Land Application Sites without a marginal land permit that have been notified by the Department that coverage is needed, or the facility was covered under the 02-SW permit
<b>SECTOR M: AUTOMOBILE SALVAGE YARDS</b>	
5015	Automobile Salvage Yards

SIC Code or Activity Code	Activity Represented
<b>SECTOR N: SCRAP RECYCLING FACILITIES</b>	
5093	(Subsector N1) Scrap Recycling and Waste Recycling Facilities except Source-Separated Recycling
	(Subsector N2) Source-separated Recycling Facility "Source-Separated Recycling" are facilities that only receive recyclable materials separated at the source from solid waste, primarily from non-industrial and residential sources (i.e., common consumer products including paper, newspaper, glass, cardboard, plastic containers, aluminum and tin cans); including recycling facilities commonly referred to as material recovery facilities (MRF). Additional separation of the collected recyclables can occur at the facility and still considered source-separated recycling, if the stream of material was separated at the source of any trash, commonly called single stream recycling in the state.
<b>SECTOR O: STEAM ELECTRIC GENERATING FACILITIES</b>	
SE	Steam Electric Generating Facilities, including coal handling sites
<b>SECTOR P: LAND TRANSPORTATION AND WAREHOUSING</b>	
4011, 4013	Railroad Transportation *
4111-4173	Local and Highway Passenger Transportation *
4212-4231 (except 4221-4226)	Motor Freight Transportation and Warehousing *
4311	United States Postal Service *
5171	Petroleum Bulk Stations and Terminals *
	* Only those facilities which have vehicle maintenance shops (including vehicle rehabilitation, mechanical repairs, painting, fueling, and lubrication) or equipment cleaning operations are included for the facilities specified above in this Sector.
4221-4226	Storage facilities must include stormwater discharges from all areas (except access roads and rail lines) where material handling, equipment, or activities, raw materials, intermediate products, final products, waste materials, by-products, or industrial machinery are exposed to stormwater. Material handling activities include the storage, loading and unloading, transportation, or conveyance of any raw material, intermediate produce, finished product, by-product, or waste product.
<b>SECTOR Q: WATER TRANSPORTATION</b>	
4412-4499 (except 4493)	Water Transportation Facilities
	Only those facilities listed which have vehicle maintenance shops or equipment cleaning operations are included in this sector. The facility associated with industrial activity are those portions involved in vehicle maintenance (including vehicle rehabilitation, mechanical repairs, painting, fueling, and lubrication) or equipment cleaning operations.
<b>SECTOR R: SHIP AND BOAT BUILDING AND REPAIRING YARDS</b>	
3731, 3732	Ship and Boat Building or Repairing Yards
<b>SECTOR S: AIR TRANSPORTATION FACILITIES</b>	
4512-4581	Air Transportation Facilities
	Only those facilities listed which have vehicle maintenance shops, equipment cleaning operations, or airport deicing operations are included in this sector. The facility associated with industrial activity are those portions involved in vehicle maintenance (including vehicle rehabilitation, mechanical repairs, painting, fueling, and lubrication), equipment cleaning operations or airport deicing operations.

SIC Code or Activity Code	Activity Represented
<b>SECTOR T: TREATMENT WORKS</b>	
TW, 4952	Treatment Works treating domestic sewage or any other sewage sludge or wastewater treatment device or system, used in the storage, treatment, recycling, and reclamation of municipal or domestic sewage, including land dedicated to the disposal of sewage sludge that are located within the confines of the facility, with a design flow of 1.0 mgd or more, or required to have an approved pretreatment program under 40 CFR Part 403. Not included are farm lands, domestic gardens or lands used for sludge management where sludge is beneficially reused and which are not physically located in the confines of the facility, or areas that are in compliance with section 405 of the CWA .
<b>SECTOR U: FOOD AND KINDRED PRODUCTS</b>	
2041-2048	(Subsector U1) Grain Mill Products
2074-2079	(Subsector U2) Fats and Oils Products
2011-2015	Meat Products
2021-2026	Dairy Products
2032-2038	Canned, Frozen, and Preserved Fruits, Vegetables, and Food Specialties
2051-2053	Bakery Products
2061-2068	Sugar and Confectionery Products
2082-2087	Beverages
2091-2099	Miscellaneous Food Preparations and Kindred Products
2111-2141	Tobacco Products
<b>SECTOR V: TEXTILE MILLS, APPAREL, AND OTHER FABRIC PRODUCT MANUFACTURING; LEATHER AND LEATHER PRODUCTS</b>	
2211-2299	Textile Mill Products
2311-2399	Apparel and Other Finished Products Made from Fabrics and Similar Materials
3131-3199	Leather and Leather Products
<b>SECTOR W: FURNITURE AND FIXTURES</b>	
2434	Wood Kitchen Cabinets
2511-2599	Furniture and Fixtures
<b>SECTOR X: PRINTING AND PUBLISHING</b>	
2711-2796	Printing, Publishing, and Allied Industries
<b>SECTOR Y: RUBBER, MISCELLANEOUS PLASTIC PRODUCTS, AND MISCELLANEOUS MANUFACTURING INDUSTRIES</b>	
3011	Tires and Inner Tubes
3021	Rubber and Plastics Footwear
3052, 3053	Gaskets, Packing and Sealing Devices, and Rubber and Plastic Hoses and Belting
3061, 3069	Fabricated Rubber Products, Not Elsewhere Classified
3081-3089	Miscellaneous Plastics Products
3931	Musical Instruments
3942-3949	Dolls, Toys, Games, and Sporting and Athletic Goods
3951-3955 (except 3952 – see Sector C)	Pens, Pencils, and Other Artists' Materials
3961, 3965	Costume Jewelry, Costume Novelties, Buttons, and Miscellaneous Notions, Except Precious Metal
3991-3999	Miscellaneous Manufacturing Industries

SIC Code or Activity Code	Activity Represented
<b>SECTOR Z: LEATHER TANNING AND FINISHING</b>	
3111	Leather Tanning and Finishing
<b>SECTOR AA: FABRICATED METAL PRODUCTS</b>	
3411-3499	Fabricated Metal Products, Fabricated Metal Coating and Engraving, and Allied Services.
3911-3915	Jewelry, Silverware, and Plated Ware
<b>SECTOR AB: TRANSPORTATION EQUIPMENT, INDUSTRIAL OR COMMERCIAL MACHINERY</b>	
3511-3599 (except 3571-3579 see Sector AC)	Industrial and Commercial Machinery
3711-3799 (except 3731, 3732 see Sector R)	Transportation Equipment
<b>SECTOR AC: ELECTRONIC, ELECTRICAL, PHOTOGRAPHIC, AND OPTICAL GOODS</b>	
3571-3579	Computer and Office Equipment
3812-3873	Measuring, Analyzing, and Controlling Instruments; Photographic and Optical Goods, Watches, and Clocks
3612-3699	Electronic and Electrical Equipment and Components
<b>SECTOR AD.a: DEPARTMENT OF PUBLIC WORKS AND HIGHWAY MAINTENANCE FACILITIES</b>	
DPW, HM, 1611, 1622, 1623, 1629	Department of Public Works (DPW) and Highway Maintenance (HM) facilities that have operations including vehicle and equipment maintenance shops (vehicle and equipment rehabilitation, mechanical repairs, painting, fueling and lubrication), equipment cleaning operations and salt storage for road deicing activities. Department of public works and highway maintenance facilities where no vehicle repair is occurring are not required to apply for coverage. NOTE: Coverage under this permit is not required for a municipally owned and operated facility unless the facility is notified by the Department that coverage is needed, or the facility was covered under the 02-SW permit.
<b>SECTOR AD.b: SCHOOL BUS MAINTENANCE FACILITIES</b>	
82xx	School Bus Maintenance facilities that have operations including vehicle and equipment maintenance shops (vehicle and equipment rehabilitation, mechanical repairs, painting, fueling and lubrication), and equipment cleaning operations. NOTE: Coverage under this permit is not required for a municipally owned and operated facility unless the facility is notified by the Department that coverage is needed, or the facility was covered under the 02-SW permit.
<b>SECTOR AD: NON-CLASSIFIED FACILITIES</b>	
AD	Other stormwater discharges to waters of the state designated by the Department as needing a permit (see 40 CFR 122.26.(a)(9)(i)(C) & (D)) or any facility discharging stormwater associated with industrial activity not described by any Sectors A-AC. NOTE: Facilities may not elect to be covered under Sector AD. Only the Department may assign a facility to Sector AD.

Appendix B:  
Quarterly Visual Monitoring

## Quarterly Visual Monitoring Form

*Fill out a separate form for each outfall sampled.*

<b>Sample Location</b>				
<b>Quarter / Year:</b>		<b>Date / Time Collected:</b>		<b>Date / Time Examined:</b>
<b>Qualifying Storm Event?</b>	Yes	No	<b>Runoff Source:</b>	Rainfall      Snowmelt
<b>Collector's Name &amp; Title</b>				
<b>Examiner's Name &amp; Title</b>				
<b>Parameter</b>	<b>Parameter Description</b>		<b>Parameter Characteristics</b>	
<b>1. Color</b>	Does the stormwater appear to have any color? <b>Yes</b> <b>No (Clear)</b>		If Yes, describe: <i>Yellow Brown Red Gray Other:</i>	
<b>2. Clarity</b>	Is the stormwater clear? <b>Yes</b> <b>No</b>		If not clear, which of the following best describes the clarity of the stormwater? <i>Suspended Solids Milky/Cloudy Opaque Other:</i>	
<b>3. Oil Sheen</b>	Can you see a rainbow effect or sheen on the water surface? <b>Yes</b> <b>No</b>		Which best describes the sheen? <i>Rainbow sheet Floating oil globules Other:</i>	
<b>4. Odor</b>	Does the sample have an odor? <b>Yes</b> <b>No</b>		If Yes, describe: <i>Chemical Musty Rotten Eggs Sewage Sour Milk Oil/Petroleum Other:</i>	
<b>5. Floating Solids</b>	Is there anything on the surface of the sample? <b>Yes</b> <b>No</b>		If Yes, describe: <i>Suds Oily Film Garbage Sewage Water Fowl Excrement Other:</i>	
<b>6. Suspended Solids</b>	Is there anything suspended in the sample? <b>Yes</b> <b>No</b>		Describe:	
<b>***Leave sample undisturbed for 30 minutes.***</b>				
<b>7. Settled Solids</b>	Is there anything settled on the bottom of the sample? <b>Yes</b> <b>No</b>		Describe: <i>(note type, size and material after sample is not disturbed for 30 minutes)</i>	
<b>8. Foam</b>	Does foam or material form on the top of the sample surface if you shake it? <b>Yes</b> <b>No</b>		Describe:	

**9. If there are any visible indicators of pollution identify (1) where the pollution may come from and (2) any corrective actions taken.**

Stormwater Collector's Signature and Date:

Stormwater Examiner's Signature and Date:

*Note – Sample should be collected and analyzed in a colorless glass or plastic bottle.*

### Instructions for Completing the Visual Monitoring Form

Per PART V. INSPECTIONS, MONITORING, AND REPORTING, you must collect a stormwater sample from each outfall once each quarter for the entire permit term and conduct a visual assessment of each sample. You must follow the monitoring procedures outlined in Part V.C. These samples should be collected in such a manner that they are representative of the stormwater discharge from that outfall. Each assessment must be kept onsite with your SWPPP and available for inspection and review by the Department at anytime.

First, fill out all information on the top of the visual monitoring form. A qualifying storm event is any storm where there is a measurable discharge. Then, take a grab sample in a clear container. Evaluate the sample in a well-lit area for the following parameters:

1. **Color:** Record the best description of the sample color in the appropriate space on the form.
2. **Clarity:** This parameter refers to how cloudy the sample is. It is *usually* an indication of fewer pollutants in the water if the sample is clear or transparent. If the clarity has changed since the last sample, try to identify what might have caused this to happen.
  - **Clear** – Sample doesn't block any light; can be seen through regardless of color.
  - **Cloudy** – Sample blocks some light; objects not clear but can be identified looking through the sample.
  - **Very Cloudy** – Sample blocks most light; objects cannot be identified looking through the sample.
  - **Opaque** – Sample blocks all light; objects cannot be seen when looking through the sample.
3. **Oil Sheen:** Record whether or not an oil sheen is present. If a film of iridescent color is noted on the surface of the sample or a rainbow effect appears to be floating on the surface of the water, this usually indicates oil is present.
4. **Odor:** If sample has no odor other than natural rainwater or snowmelt, write "NO" on the visual monitoring form. Note the presence of any of the following odors if detected, such as gasoline, diesel, oil, solvents (WD-40, other petroleum products, etc.), garbage, fishy, sweet/sugary, any other unusual odors not normally present in clean runoff from the area sampled.
5. **Floating Solids:** A contaminated flow may contain solids or liquids floating on the surface. Identifying floatables can aid in finding the source of the contamination. Examples of floatables are spoiled food products, oils, plant parts, solvents, sawdust, foams and fuel. Give a general description of the type of floating solids present (wood chips, leaf debris, algae, etc) in the general comments section for each sample. Identify amount of floating solids as described below.
  - **High** – More than 20% of the surface of the sample is covered with floating solids.
  - **Moderate** – Less than 20% of the surface of the sample is covered with floating solids.
  - **Slight** – Only a few floating particles observed on the surface of the sample.
  - **None** – No floating solids present on the surface of the sample.
6. **Suspended solids:** Record whether or not suspended solids are present in the sample. Suspended solids are particles floating inside the column of water, not on top, and may contribute to changes in water color or clarity. Cracked or deteriorated concrete or peeling surface paint at an outfall usually indicates the presence of severely contaminated discharges. Contaminants causing this type of damage are usually very acidic or basic.

----- **WAIT 30 MINUTES** -----

Leave the sample undisturbed for 30 minutes to allow the water and anything in it to settle.

7. **Settled Solids:** After 30 minutes has passed, give a general description of the type of settled solids present (sand, decayed plant matter, rust particles, etc.) in the general comments section.
8. **Foam:** After completing #7, shake the bottle gently. Record foam results on the form as they most closely match one of the descriptions listed below.
  - **None** – Most bubbles break down within ten (10) seconds of shaking; only a few large bubbles persist longer than ten (10) seconds.
  - **Moderate** – Many small bubbles are present but these bubbles persist for less than two (minutes) after shaking.
  - **High** – Many small bubbles are present and they persist longer than two (2) minutes after shaking.
9. Detail any concerns, corrective actions taken and any other indicators of pollution present in the sample. This should include the identified source if there are visible indicators present in the sample. The person performing test must sign and date each form.



Appendix C:  
Calculating Hardness in Receiving Water for Hardness Dependent Metals

### Calculating Hardness in Receiving Waters for Hardness Dependent Metals

**Overview** - For any sectors required to conduct benchmark samples for a hardness-dependent metal, per Appendix D, the following table includes 'hardness ranges' from which benchmark values are determined. To determine which hardness range to use, you must collect data on the hardness of your receiving water(s). Once the site-specific hardness data have been collected, the corresponding benchmark value for each metal is determined by comparing where the hardness data fall within 25 mg/L ranges, as shown in Table Appendix C-1. If the hardness is 100 mg/L, the metal benchmark values are still valid.

**Table Appendix C-1.** Hardness Ranges to Be Used to Determine Benchmark Values for Cadmium, Copper, Lead, Nickel, Silver, and Zinc.

All Units mg/L	Benchmark Values (mg/L, total)					
	Cadmium	Copper	Lead	Nickel	Silver	Zinc
0-25 mg/L	0.0005	0.0038	0.014	0.15	0.0007	0.04
25-50 mg/L	0.0008	0.0056	0.023	0.20	0.0007	0.05
50-75 mg/L	0.0013	0.0090	0.045	0.32	0.0017	0.08
75-100 mg/L	0.0018	0.0123	0.069	0.42	0.0030	0.11
100-125 mg/L	0.0023	0.0156	0.095	0.52	0.0046	0.13
125-150 mg/L	0.0029	0.0189	0.122	0.61	0.0065	0.16
150-175 mg/L	0.0034	0.0221	0.151	0.71	0.0087	0.18
175-200 mg/L	0.0039	0.0253	0.182	0.80	0.0112	0.20
200-225 mg/L	0.0045	0.0285	0.213	0.89	0.0138	0.23
225-250 mg/L	0.0050	0.0316	0.246	0.98	0.0168	0.25
250+ mg/L	0.0053	0.0332	0.262	1.02	0.0183	0.26

#### How to Determine Hardness for Hardness-Dependent Parameters.

You may select one of three methods to determine hardness, including; individual grab sampling, grab sampling by a group of operators which discharge to the same receiving water, or using third-party data. Regardless of the method used, you are responsible for documenting the procedures used for determining hardness values. Once the hardness value is established, you are required to include this information in your first benchmark report submitted to the Department so that the Department can make appropriate comparisons between your benchmark monitoring results and the corresponding benchmark. You must retain all report and monitoring data in accordance with Part III.C.8 of the permit. The three method options for determining hardness are detailed in the following sections.

##### 1. Permittee Samples for Receiving Stream Hardness

This method involves collecting samples in the receiving water and submitting these to a laboratory for analysis. If you elect to sample your receiving water(s) and submit samples for analysis, hardness must be determined from the closest intermittent or perennial stream downstream of your point of discharge. The sample can be collected during either dry or wet weather. Collection of the sample during wet weather is more representative of conditions during storm water discharges; however, collection of in-stream samples during wet weather events may be impracticable or present safety issues.

Hardness must be sampled and analyzed using approved methods as described in 40 CFR Part 136 (Guidelines Establishing Test Procedures for the Analysis of Pollutants).

##### 2. Group Monitoring for Receiving Stream Hardness

You can be part of a group of permittees discharging to the same receiving waters and collect samples that are representative of the hardness values for all members of the group. In this scenario, hardness of the receiving water must be determined using 40 CFR Part 136 procedures and the results shared by group members. To use the same results, hardness measurements must be taken on a stream reach within a reasonable distance of the discharge points of each of the group members.

##### 3. Collection of Third-Party Hardness Data

You can submit receiving stream hardness data collected by a third party provided the results are collected consistent with the approved 40 CFR Part 136 methods. These data may come from a local water utility, previously conducted stream reports, TMDLs, peer reviewed literature, other government publications, or data previously collected by the permittee. Data should be less than 10 years old.

Water quality data for many of the nation's surface waters are available on-line or by contacting EPA or a state environmental agency. EPA's data system STORET, short for STOrage and RETrieval, is a repository for receiving water quality, biological, and physical data and is used by state environmental agencies, EPA and other federal agencies, universities, private citizens, and many others. Similarly, state environmental agencies and the U.S. Geological Service (USGS) also have water quality data available that, in some instances, can be accessed online. "Legacy STORET" codes for hardness include: 259 hardness, carbonate; 260 hardness, noncarbonated; and 261 calcium + magnesium, while more recent, "Modern STORET" data codes include: 00900 hardness, 00901 carbonate hardness, and 00902 noncarbonate hardness; or the discrete measurements of calcium (00915) and magnesium (00925) can be used to calculate hardness. Hardness data historically has been reported as "carbonate," "noncarbonate," or "Ca + Mg." If these are unavailable, then individual results for calcium (Ca) and magnesium (Mg) may be used to calculate hardness using the following equation:

$$\text{mg/L CaCO}_3 = 2.497 (\text{Ca mg/L}) + 4.118 (\text{Mg mg/L})$$

When interpreting the data for carbonate and non-carbonate hardness, note that total hardness is equivalent to the sum of carbonate and noncarbonate hardness if both forms are reported. If only carbonate hardness is reported, it is more than likely that noncarbonate hardness is absent and the total hardness is equivalent to the available carbonate hardness.

Appendix D:  
Sector-Specific Requirements for Industrial Activity

You must comply with Appendix D sector-specific requirements associated with your primary industrial activity and any co-located industrial activities, as defined in Appendix A. The sector-specific requirements apply to those areas of your facility where those sector-specific activities occur. These sector-specific requirements are in addition to any requirements specified elsewhere in this permit.

# Appendix Table of Contents

APPENDIX TABLE OF CONTENTS.....	1
SECTOR A – TIMBER PRODUCTS.....	3
SECTOR B – PAPER AND ALLIED PRODUCTS.....	4
SECTOR C – CHEMICAL AND ALLIED PRODUCTS MANUFACTURING, AND REFINING.....	5
TABLE 1 - SUBSECTOR C1 BENCHMARKS (AGRICULTURAL CHEMICALS FOR SIC 2873-2879).....	5
TABLE 2 - SUBSECTORS C2 (INDUSTRIAL INORGANIC CHEMICALS FOR SIC 2812-2819) AND.....	5
C3 (SOAPS, DETERGENTS, COSMETICS AND PERFUMES FOR SIC 2841 – 2844) BENCHMARKS.....	5
SECTOR D – ASPHALT PAVING AND ROOFING MATERIALS AND LUBRICANT MANUFACTURING.....	6
SECTOR E – GLASS, CLAY, CEMENT, CONCRETE, AND GYPSUM PRODUCTS.....	7
SECTOR F – PRIMARY METALS.....	8
SECTOR G – NOT CURRENTLY COVERED IN THIS PERMIT.....	9
SECTOR H – NOT CURRENTLY COVERED IN THIS PERMIT.....	9
SECTOR I – OIL AND GAS EXTRACTION.....	9
SECTOR J – NOT CURRENTLY COVERED IN THIS PERMIT.....	11
SECTOR K – HAZARDOUS WASTE TREATMENT, STORAGE, OR DISPOSAL FACILITIES.....	11
SECTOR L – LANDFILLS AND LAND APPLICATION SITES.....	13
TABLE 3 - SUBSECTOR L1 BENCHMARKS - LANDFILLS AND LAND APPLICATION SITES.....	14
TABLE 4 - SUBSECTOR L2 BENCHMARKS - LANDFILLS AND LAND APPLICATION SITES, EXCEPT MUNICIPAL SOLID WASTE LANDFILL (MSWLF) AREAS CLOSED IN ACCORDANCE WITH 40 CFR 258.60.....	15
SECTOR M – AUTOMOBILE SALVAGE YARDS.....	16
TABLE 5 - SECTOR M BENCHMARKS (AUTOMOBILE SALVAGE YARDS).....	17
SECTOR N – SCRAP RECYCLING AND WASTE RECYCLING FACILITIES.....	18
TABLE 6 - SUBSECTOR N1 BENCHMARKS (SCRAP RECYCLING AND WASTE RECYCLING FACILITIES EXCEPT SOURCE-SEPARATED RECYCLING).....	21
SECTOR O – STEAM ELECTRIC GENERATING FACILITIES.....	22
SECTOR P – LAND TRANSPORTATION AND WAREHOUSING.....	25
SECTOR Q – WATER TRANSPORTATION.....	27
SECTOR R – SHIP AND BOAT BUILDING AND REPAIR YARDS.....	29
SECTOR S – AIR TRANSPORTATION.....	31
SECTOR T – TREATMENT WORKS.....	34
SECTOR U – FOOD AND KINDRED PRODUCTS.....	36
TABLE 7 - SUBSECTOR U1. GRAIN MILL PRODUCTS (SIC 2041-2048).....	36
TABLE 8 - SUBSECTOR U2. FATS AND OILS PRODUCTS (SIC 2074-2079).....	37
SECTOR V – TEXTILE MILLS, APPAREL, AND OTHER FABRIC PRODUCTS.....	38
SECTOR W – FURNITURE AND FIXTURES.....	40
SECTOR X – PRINTING AND PUBLISHING.....	41
SECTOR Y – RUBBER, MISCELLANEOUS PLASTIC PRODUCTS, AND MISCELLANEOUS MANUFACTURING INDUSTRIES.....	42

**SECTOR Z – LEATHER TANNING AND FINISHING. .... 43**

**SECTOR AA – FABRICATED METAL PRODUCTS..... 44**

    TABLE 9 - SECTOR AA BENCHMARKS (FABRICATED METAL PRODUCTS) ..... 45

**SECTOR AB – TRANSPORTATION EQUIPMENT, INDUSTRIAL OR COMMERCIAL MACHINERY FACILITIES..... 46**

**SECTOR AC –ELECTRONIC AND ELECTRICAL EQUIPMENT AND COMPONENTS, PHOTOGRAPHIC AND OPTICAL GOODS..... 47**

**SECTOR AD.A – DEPARTMENT OF PUBLIC WORKS AND HIGHWAY MAINTENANCE FACILITIES. .... 48**

**SECTOR AD.B – SCHOOL BUS MAINTENANCE FACILITIES..... 49**

**SECTOR AD – STORMWATER DISCHARGES DESIGNATED BY THE DEPARTMENT AS REQUIRING PERMITS.... 50**

## **Sector A – Timber Products.**

### **A.1 Covered Stormwater Discharges.**

The requirements in Sector A apply to stormwater discharges associated with industrial activity from Timber Products facilities as identified by the SIC Codes specified under Sector A in Appendix A of the permit.

### **A.2 Limitation on Coverage.**

*A.2.1 Prohibition of Discharges.* (See also Part I.C Limitations on Coverage) Not covered by this permit: stormwater discharges from areas where there may be contact with the chemical formulations sprayed to provide surface protection. These discharges must be covered by a separate NPDES/State discharge permit.

*A.2.2 Intentionally Left Blank*

### **A.3 Additional Technology-Based Effluent Limits.**

*A.3.1 Good Housekeeping.* (See also Part III.B.1.b.ii) In areas where storage, loading and unloading, and material handling occur, perform good housekeeping to limit the discharge of wood debris, minimize the leachate generated from decaying wood materials, and minimize the generation of dust.

### **A.4 Additional SWPPP Requirements.**

*A.4.1 Drainage Area Site Map.* (See also Part III.C.2) Document in your SWPPP where any of the following may be exposed to precipitation or surface runoff: processing areas, treatment chemical storage areas, treated wood and residue storage areas, wet decking areas, dry decking areas, untreated wood and residue storage areas, and treatment equipment storage areas.

*A.4.2 Inventory of Exposed Materials.* (See also Part III.C.3) Where such information exists, if your facility has used chlorophenolic, creosote, or chromium-copper-arsenic formulations for wood surface protection or preserving, document in your SWPPP the following: areas where contaminated soils, treatment equipment, and stored materials still remain and the management practices employed to minimize the contact of these materials with stormwater runoff.

*A.4.3 Description of Stormwater Management Controls.* (See also Part III.C.4) Document measures implemented to address the following activities and sources: log, lumber, and wood product storage areas; residue storage areas; loading and unloading areas; material handling areas; chemical storage areas; and equipment and vehicle maintenance, storage, and repair areas. If your facility performs wood surface protection and preservation activities, address the specific control measures, including any BMPs, for these activities.

### **A.5 Additional Inspection Requirements.**

See also Part V.A. If your facility performs wood surface protection and preservation activities, inspect processing areas, transport areas, and treated wood storage areas monthly to assess the usefulness of practices to minimize the deposit of treatment chemicals on unprotected soils and in areas that will come in contact with stormwater discharges.

### **A.6 Intentionally Left Blank**

### **A.7 Effluent Limitations Based on Effluent Limitations Guidelines.**

Discharges resulting from spray down or intentional wetting of logs at wet deck storage areas are required to meet specific effluent limits (40 CFR Part 429, Subpart I) and are therefore not covered by this permit. You must obtain an individual discharge permit to discharge this type of effluent.

## **Sector B – Paper and Allied Products.**

### **B.1 Covered Stormwater Discharges.**

No additional requirements apply to stormwater discharges associated with industrial activity from Paper and Allied Products Manufacturing facilities, as identified by the SIC Codes specified under Sector B in Appendix A of the permit.

### **B.2 Intentionally Left Blank**

## Sector C – Chemical and Allied Products Manufacturing, and Refining.

### C.1 Covered Stormwater Discharges.

The requirements in Sector C apply to stormwater discharges associated with industrial activity from Chemical and Allied Products Manufacturing, and Refining facilities, as identified by the SIC Codes specified under Sector C in Appendix A of the permit.

### C.2 Limitations on Coverage.

C.2.1 *Prohibition of Non-Stormwater Discharges.* (See also Part I.C Limitations on Coverage) The following are not covered by this permit: non-stormwater discharges containing inks, paints, or substances (hazardous, nonhazardous, etc.) resulting from an onsite spill, including materials collected in drip pans; washwater from material handling and processing areas; and washwater from drum, tank, or container rinsing and cleaning.

### C.3 Sector-Specific Benchmarks

Tables 1 and 2 identifies benchmarks that may apply to your specific subsectors of Sector C. These benchmarks apply to both your primary industrial activity and any co-located industrial activities.

**Table 1 - Subsector C1 Benchmarks (Agricultural Chemicals for SIC 2873-2879)**

PARAMETER	Benchmark	Units	Frequency	Sample Type
Nitrate plus Nitrite Nitrogen	0.68	mg/L	1/quarter	Grab
Total Lead <sup>1</sup>	0.082	mg/L	1/quarter	Grab
Total Iron	1.0	mg/L	1/quarter	Grab
Total Zinc <sup>1</sup>	0.12	mg/L	1/quarter	Grab
Phosphorus	2.0	mg/L	1/quarter	Grab

<sup>1</sup> The benchmark values of some metals are dependent on water hardness. For these parameters, you must determine the hardness of the receiving water per Appendix C.

**Table 2 - Subsectors C2 (Industrial Inorganic Chemicals for SIC 2812-2819) and C3 (Soaps, Detergents, Cosmetics and Perfumes for SIC 2841 – 2844) Benchmarks**

PARAMETER	Benchmark	Units	Frequency	Sample Type
Nitrate plus Nitrite Nitrogen	0.68	mg/L	1/quarter	Grab

### C.4 Effluent Limitations Based on Effluent Limitations Guidelines (Limitation)

Runoff from phosphate fertilizer manufacturing facilities that comes into contact with any raw materials, finished product, by-products or waste products (SIC 2874) required to meet specific effluent limits (40 CFR Part 418, Subpart A) and are therefore not covered by this permit. You must obtain an individual discharge permit to discharge this type of effluent.

## **Sector D – Asphalt Paving and Roofing Materials and Lubricant Manufacturing.**

### **D.1 Covered Stormwater Discharges.**

The requirements in Sector D apply to stormwater discharges associated with industrial activity from Asphalt Paving and Roofing Materials and Lubricant Manufacturing facilities, as identified by the SIC Codes specified under Sector D in Appendix A of the permit.

### **D.2 Limitations on Coverage.**

The following stormwater discharges associated with industrial activity are not authorized by this permit (See also Part I.C Limitations on Coverage)

D.2.1 Discharges from petroleum refining facilities, including those that manufacture asphalt or asphalt products, that are subject to nationally established effluent limitation guidelines found in 40 CFR Part 419 (Petroleum Refining); or

D.2.2 Discharges from oil recycling facilities; or

D.2.3 Discharges associated with fats and oils rendering.

D.2.4 Discharges from bituminous concrete manufacturing facilities. These discharges are covered by a separate general permit, Maryland General Permit No. 10-MM or replacement.

### **D.3 Intentionally Left Blank**

### **D.4 Effluent Limitations Based on Effluent Limitations Guidelines.**

Discharges from asphalt emulsion facilities are required to meet specific effluent limits (40 CFR Part 443, Subpart A) and are therefore not covered by this permit. You must obtain an individual discharge permit to discharge this type of effluent.

## **Sector E – Glass, Clay, Cement, Concrete, and Gypsum Products.**

### **E.1 Covered Stormwater Discharges.**

The requirements in Sector E apply to stormwater discharges associated with industrial activity from Glass, Clay, Cement, Concrete, and Gypsum Products facilities, as identified by the SIC Codes specified under Sector E in Appendix A of the permit.

### **E.2 Additional Technology-Based Effluent Limits.**

**E.2.1 *Good Housekeeping Measures.*** (See also Part III.B.1.b.ii) With good housekeeping, prevent or minimize the discharge of spilled cement, aggregate (including sand or gravel), kiln dust, fly ash, settled dust, or other significant material in stormwater from paved portions of the site that are exposed to stormwater. Consider sweeping regularly or using other equivalent measures to minimize the presence of these materials. Indicate in your SWPPP the frequency of sweeping or equivalent measures. Determine the frequency based on the amount of industrial activity occurring in the area and the frequency of precipitation, but it must be performed at least once a week if cement, aggregate, kiln dust, fly ash, or settled dust are being handled or processed. You must also prevent the exposure of fine granular solids (cement, fly ash, kiln dust, etc.) to stormwater, where practicable, by storing these materials in enclosed silos, hoppers, or buildings, or under other covering.

### **E.3 Additional SWPPP Requirements.**

**E.3.1 *Drainage Area Site Map.*** (See also Part III.C.2) Document in the SWPPP the locations of the following, as applicable: bag house or other dust control device; recycle/sedimentation pond, clarifier, or other device used for the treatment of process wastewater; and the areas that drain to the treatment device.

**E.3.2 *Certification.*** (See also Part III.C.3.d : Non-Stormwater Discharges) For facilities producing ready-mix concrete, concrete block, brick, or similar products applying for coverage under this permit, include in the non-stormwater discharge certification a description of measures that ensure that process waste waters resulting from washing trucks, mixers, transport buckets, forms, or other equipment are discharged in accordance with NPDES/State discharge permit requirements or are recycled.

### **E.4 Intentionally Left Blank**

### **E.5 Effluent Limitations Based on Effluent Limitations Guidelines.**

Discharges from material storage piles at cement manufacturing facilities are required to meet specific effluent limits (40 CFR Part 411, Subpart C) and are therefore not covered by this permit. You must obtain an individual discharge permit to discharge this type of effluent.

## **Sector F – Primary Metals.**

### **F.1 Covered Stormwater Discharges.**

The requirements in Sector F apply to stormwater discharges associated with industrial activity from Primary Metals facilities, as identified by the SIC Codes specified under Sector F in Appendix A of the permit.

### **F.2 Additional Technology-Based Effluent Limits**

**F.2.1 *Good Housekeeping Measures.*** (See also Part III.B.1.b.ii) As part of your good housekeeping program, include a cleaning and maintenance program for all impervious areas of the facility where particulate matter, dust, or debris may accumulate, especially areas where material loading and unloading, storage, handling, and processing occur; and, where practicable, the paving of areas where vehicle traffic or material storage occur but where vegetative or other stabilization methods are not practicable (institute a sweeping program in these areas too). For unstabilized areas where sweeping is not practicable, consider using stormwater management devices such as sediment traps, vegetative buffer strips, filter fabric fence, sediment filtering boom, gravel outlet protection, or other equivalent measures that effectively trap or remove sediment.

### **F.3 Additional SWPPP Requirements.**

**F.3.1 *Drainage Area Site Map.*** (See also Part III.C.2) Identify in the SWPPP where any of the following activities may be exposed to precipitation or surface runoff: storage or disposal of wastes such as spent solvents and baths, sand, slag and dross; liquid storage tanks and drums; processing areas including pollution control equipment (e.g., baghouses); and storage areas of raw material such as coal, coke, scrap, sand, fluxes, refractories, or metal in any form. In addition, indicate where an accumulation of significant amounts of particulate matter could occur from such sources as furnace or oven emissions, losses from coal and coke handling operations, etc., and could result in a discharge of pollutants to waters of the United States.

**F.3.2 *Inventory of Exposed Material.*** (See also Part III.C.3) Include in the inventory of materials handled at the site that potentially may be exposed to precipitation or runoff, areas where deposition of particulate matter from process air emissions or losses during material-handling activities are possible

**F.4 Additional Inspection Requirements.** (See also Part V.A) As part of conducting your quarterly routine facility inspections, address all potential sources of pollutants, including (if applicable) air pollution control equipment (e.g., baghouses, electrostatic precipitators, scrubbers, and cyclones), for any signs of degradation (e.g., leaks, corrosion, or improper operation) that could limit their efficiency and lead to excessive emissions. Consider monitoring air flow at inlets and outlets (or use equivalent measures) to check for leaks (e.g., particulate deposition) or blockage in ducts. Also inspect all process and material handling equipment (e.g., conveyors, cranes, and vehicles) for leaks, drips, or the potential loss of material; and material storage areas (e.g., piles, bins, or hoppers for storing coke, coal, scrap, or slag, as well as chemicals stored in tanks and drums) for signs of material losses due to wind or stormwater runoff.

### **F.5 Intentionally Left Blank**

## **Sector G – Not currently covered in this permit.**

## **Sector H – Not currently covered in this permit.**

## **Sector I – Oil and Gas Extraction.**

### **I.1 Covered Stormwater Discharges.**

The requirements in Sector I apply to stormwater discharges associated with industrial activity from Oil and Gas Extraction facilities as identified by the SIC Codes specified under Sector I in Appendix A of the permit.

Discharges of stormwater runoff from field activities or operations associated with oil and gas exploration, production, processing, or treatment operations or transmission facilities are exempt from NPDES/ State discharge permit coverage unless, in accordance with 40 CFR 122.26(c)(1)(iii), the facility:

- Has had a discharge of stormwater resulting in the discharge of a reportable quantity for which notification is or was required pursuant to 40 CFR 117.21 or 40 CFR 302.6 at anytime since November 16, 1987; or
- Has had a discharge of stormwater resulting in the discharge of a reportable quantity for which notification is or was required pursuant to 40 CFR 110.6 at any time since November 16, 1987; or
- Contributes to a violation of a water quality standard.

Any stormwater discharges that require permit coverage as a result of meeting one of the conditions of 122.26(c)(1)(iii) may be covered under this permit unless otherwise required to obtain coverage under an alternative NPDES/State discharge general permit or an individual NPDES/State discharge permit as specified in Part I.C Limitations on Coverage.

### **I.2 Limitations on Coverage.**

*I.2.1 Stormwater Discharges Subject to Effluent Limitation Guidelines.* This permit does not authorize stormwater discharges from petroleum drilling operations that are subject to nationally established effluent limitation guidelines found at 40 CFR Part 435, respectively.

*I.2.2 Non-Stormwater Discharges.* (See also Part C.3.d: Non-Stormwater Discharges) Discharges of vehicle and equipment washwater, including tank cleaning operations, are not authorized by this permit. Alternatively, washwater discharges must be authorized under a separate NPDES/State discharge permit, or be discharged to a sanitary sewer in accordance with applicable industrial pretreatment requirements.

### **I.3 Additional Technology-Based Effluent Limits.**

*I.3.1 Vegetative Controls.* Implement vegetative practices designed to preserve existing vegetation, where attainable, and revegetate open areas as soon as practicable after grade drilling. Consider the following (or equivalent measures): temporary or permanent seeding, mulching, sod stabilization, vegetative buffer strips, and tree protection practices. Begin implementing appropriate vegetative practices on all disturbed areas within 14 days following the last activity in that area.

### **I.4 Additional SWPPP Requirements.**

*I.4.1 Drainage Area Site Map.* (See also Part III.C.2) Document in your SWPPP where any of the following may be exposed to precipitation or surface runoff: Reportable Quantity (RQ) releases; locations used for the treatment, storage, or disposal of wastes; processing areas and storage areas; chemical mixing areas; construction and drilling areas; all areas subject to the effluent guidelines requirements for “No Discharge” in accordance with 40 CFR 435.32; and the structural controls to achieve compliance with the “No Discharge” requirements.

**I.4.2 Potential Pollutant Sources.** (See also Part III.C.3) Also document in your SWPPP the following sources and activities that have potential pollutants associated with them: chemical, cement, mud, or gel mixing activities; drilling or mining activities; and equipment cleaning and rehabilitation activities. In addition, include information about the reportable quantity (RQ) release that triggered the permit application requirements: the nature of the release (e.g., spill of oil from a drum storage area), amount of oil or hazardous substance released, amount of substance recovered, date of the release, cause of the release (e.g., poor handling techniques and lack of containment in the area), areas affected by the release (i.e., land and water), procedure to clean up release, actions or procedures implemented to prevent or improve response to a release, and remaining potential contamination of stormwater from release (taking into account human health risks, the control of drinking water intakes, and the designated uses of the receiving water).

**I.4.3 Erosion and Sedimentation Control.** (See also Part III.B.1.b.v) Unless covered by the current Construction General Permit (CGP), the additional documentation requirements for sediment and erosion controls for well drillings and sand/shale mining areas include the following:

**I.4.3.1 Site Description.** Also include a description in your SWPPP of the nature of the exploration activity, estimates of the total area of site and area disturbed due to exploration activity, an estimate of runoff coefficient of the site, a site drainage map, including approximate slopes, and the names of all receiving waters.

**I.4.3.2 Vegetative Controls.** Document vegetative practices used consistent with Part I.3.1 in the SWPPP.

### **I.5 Additional Inspection Requirements.**

All erosion and sedimentation control measures must be inspected every 7 days.

## **Sector J – Not currently covered in this permit.**

## **Sector K – Hazardous Waste Treatment, Storage, or Disposal Facilities.**

### **K.1 Covered Stormwater Discharges.**

The requirements in Sector K apply to stormwater discharges associated with industrial activity from Hazardous Waste Treatment, Storage, or Disposal facilities (TSDFs) as identified by the Activity Code specified under Sector K in Appendix A of the permit.

### **K.2 Industrial Activities Covered by Sector K.**

This permit authorizes stormwater discharges associated with industrial activity from facilities that treat, store, or dispose of hazardous wastes, including those that are operating under interim status or a permit under subtitle C of RCRA and disposal facilities that have been properly closed and capped, although considered inactive.

### **K.3 Limitations on Coverage.**

*Prohibition of Non-Stormwater Discharges.* (See also Part I.C Limitations on Coverage) The following are not authorized by this permit: leachate, gas collection condensate, drained free liquids, contaminated ground water, laboratory-derived wastewater, and contact washwater from washing truck and railcar exteriors and surface areas that have come in direct contact with solid waste at the landfill facility. Note: Any leachate for this sector is considered a wastewater and any stormwater discharge combined with this leachate/wastewater is not authorized under this permit.

### **K.4 Definitions.**

**K.4.1 Contaminated stormwater** - stormwater that comes into direct contact with landfill wastes, the waste handling and treatment areas, or landfill wastewater as defined in Part K.4.5. Some specific areas of a landfill that may produce contaminated stormwater include (but are not limited to) the open face of an active landfill with exposed waste (no cover added); the areas around wastewater treatment operations; trucks, equipment, or machinery that has been in direct contact with the waste; and waste dumping areas.

**K.4.2 Drained free liquids** - aqueous wastes drained from waste containers (e.g., drums) prior to landfilling.

**K.4.3 Landfill** - an area of land or an excavation in which wastes are placed for permanent disposal, but that is not a land application or land treatment unit, surface impoundment, underground injection well, waste pile, salt dome formation, salt bed formation, underground mine, or cave as these terms are defined in 40 CFR 257.2, 258.2, and 260.10.

**K.4.4 Landfill wastewater** - as defined in 40 CFR Part 445 (Landfills Point Source Category), all wastewater associated with, or produced by, landfilling activities except for sanitary wastewater, non-contaminated stormwater, contaminated groundwater, and wastewater from recovery pumping wells. Landfill wastewater includes, but is not limited to, leachate, gas collection condensate, drained free liquids, laboratory derived wastewater, contaminated stormwater, and contact washwater from washing truck, equipment, and railcar exteriors and surface areas that have come in direct contact with solid waste at the landfill facility.

**K.4.5 Non-contaminated stormwater** - stormwater that does not come into direct contact with landfill wastes, the waste handling and treatment areas, or landfill wastewater as defined in Part K.4.4. Non-contaminated stormwater includes stormwater that flows off the cap, cover, intermediate cover, daily cover, and/or final cover of the landfill.

### **K.5 Intentionally Left Blank**

**K.6 Effluent Limitations Based on Effluent Limitations Guidelines.**

Discharges from hazardous waste landfills that are required to meet specific effluent limits (40 CFR Part 445, Subpart A) are not covered by this permit. You must obtain an individual discharge permit to discharge this type of effluent.

## **Sector L – Landfills and Land Application Sites.**

### **L.1 Covered Stormwater Discharges.**

The requirements in Sector L apply to stormwater discharges associated with industrial activity from Landfills and Land Application Sites as identified by the Activity Code specified under Sector L in Appendix A of the permit.

### **L.2 Industrial Activities Covered by Sector L.**

This permit may authorize stormwater discharges for Sector L facilities associated with waste disposal at landfills and land application sites that receive or have received industrial waste, including sites subject to regulation under Subtitle D of RCRA. This permit does not cover discharges from landfills that receive only municipal wastes.

### **L.3 Limitations on Coverage.**

L.3.1 *Prohibition of Non-Stormwater Discharges.* (See also Part I.C Limitations on Coverage) The following discharges are not authorized by this permit: leachate, gas collection condensate, drained free liquids, contaminated ground water, laboratory wastewater, and contact washwater from washing truck and railcar exteriors and surface areas that have come in direct contact with solid waste at the landfill facility.

### **L.4 Definitions.**

L.4.1 *Contaminated stormwater* - stormwater that comes into direct contact with landfill wastes, the waste handling and treatment areas, or landfill wastewater. Some areas of a landfill that may produce contaminated stormwater include (but are not limited to) the open face of an active landfill with exposed waste (no cover added); the areas around wastewater treatment operations; trucks, equipment, or machinery that has been in direct contact with the waste; and waste dumping areas.

L.4.2 *Drained free liquids* - aqueous wastes drained from waste containers (e.g., drums) prior to landfiling.

L.4.3 *Landfill wastewater* - as defined in 40 CFR Part 445 (Landfills Point Source Category) all wastewater associated with, or produced by, landfiling activities except for sanitary wastewater, non-contaminated stormwater, contaminated groundwater, and wastewater from recovery pumping wells. Landfill process wastewater includes, but is not limited to, leachate; gas collection condensate; drained free liquids; laboratory-derived wastewater; contaminated stormwater; and contact washwater from washing truck, equipment, and railcar exteriors and surface areas that have come in direct contact with solid waste at the landfill facility.

L.4.4 *Non-contaminated stormwater* - stormwater that does not come into direct contact with landfill wastes, the waste handling and treatment areas, or landfill wastewater. Non-contaminated stormwater includes stormwater that flows off the cap, cover, intermediate cover, daily cover, and/or final cover of the landfill.

### **L.5 Additional Technology-Based Effluent Limits.**

L.5.1 *Preventive Maintenance Program.* (See also Part III.B.1.b.iii) As part of your preventive maintenance program, maintain the following: all elements of leachate collection and treatment systems, to prevent commingling of leachate with stormwater; the integrity and effectiveness of any intermediate or final cover (including repairing the cover as necessary), to minimize the effects of settlement, sinking, and erosion. Note: Any leachate for this sector is considered a wastewater and any stormwater discharge combined with this leachate/wastewater is not authorized under this permit.

L.5.2 *Erosion and Sedimentation Control.* (See also Part III.B.1.b.v) Provide temporary stabilization (e.g., temporary seeding, mulching, and placing geotextiles on the inactive portions of stockpiles) for the following: materials stockpiled for daily, intermediate, and final cover; inactive areas of the landfill; landfills that have

gotten final covers but where vegetation has yet to establish itself; and land application sites where waste application has been completed but final vegetation has not yet been established.

L.5.3 *Unauthorized Discharge Test Certification.* (See also Part III.C.3.d: Non-Stormwater Discharges) The discharge test and certification must also be conducted for the presence of leachate and vehicle washwater.

**L.6 Additional SWPPP Requirements.**

L.6.1 *Drainage Area Site Map.* (See also Part III.C.2) Document in your SWPPP where any of the following may be exposed to precipitation or surface runoff: active and closed landfill cells or trenches, active and closed land application areas, locations where open dumping is occurring or has occurred, locations of any known leachate springs or other areas where uncontrolled leachate may commingle with runoff, and leachate collection and handling systems.

L.6.2 *Summary of Potential Pollutant Sources.* (See also Part III.C.3) Document in your SWPPP the following sources and activities that have potential pollutants associated with them: fertilizer, herbicide, and pesticide application; earth and soil moving; waste hauling and loading or unloading; outdoor storage of significant materials, including daily, interim, and final cover material stockpiles as well as temporary waste storage areas; exposure of active and inactive landfill and land application areas; uncontrolled leachate flows; and failure or leaks from leachate collection and treatment systems.

**L.7 Additional Inspection Requirements.** (See also Part V.A)

L.7.1 *Inspections of Active Sites.* Except in arid and semi-arid climates, inspect operating landfills and land application sites at least once every 7 days. Focus on areas of landfills that have not yet been finally stabilized; active land application areas, areas used for storage of material and wastes that are exposed to precipitation, stabilization, and structural control measures; leachate collection and treatment systems; and locations where equipment and waste trucks enter and exit the site. Ensure that sediment and erosion control measures are operating properly. For stabilized sites and areas where land application has been completed, or where the climate is arid or semi-arid, conduct inspections at least once every month.

L.7.2 *Inspections of Inactive Sites.* Inspect inactive landfills and land application sites at least quarterly. Qualified personnel must inspect landfill stabilization and structural erosion control measures, leachate collection and treatment systems, and all closed land application areas.

**L.8 Additional Post-Authorization Documentation Requirements.**

L.8.1 *Recordkeeping and Internal Reporting.* Keep records with your SWPPP of the types of wastes disposed of in each cell or trench of a landfill or open dump. For land application sites, track the types and quantities of wastes applied in specific areas.

**L.9 Sector-Specific Benchmarks**

Tables 3 and 4 identify benchmarks that may apply to your specific subsectors of Sector L. These benchmarks apply to both your primary industrial activity and any co-located industrial activities.

**Table 3 - Subsector L1 Benchmarks - Landfills and Land Application Sites**

PARAMETER	Benchmark	Units	Frequency	Sample Type
Total Suspended Solids (TSS)	100	mg/L	1/quarter	Grab

**Table 4 - Subsector L2 Benchmarks - Landfills and Land Application Sites, except Municipal Solid Waste Landfill (MSWLF) Areas Closed in Accordance with 40 CFR 258.60**

PARAMETER	Benchmark	Units	Frequency	Sample Type
Total Iron	1.0	mg/L	1/quarter	Grab

**L.10. Effluent Limitations Based on Effluent Limitations Guidelines.**

Discharges from non-hazardous waste landfills are required to meet specific effluent limits (40 CFR Part 445, Subpart B) and are therefore not covered by this permit. You must obtain an individual discharge permit to discharge this type of effluent.

## **Sector M – Automobile Salvage Yards.**

### **M.1 Covered Stormwater Discharges.**

The requirements in Sector M apply to stormwater discharges associated with industrial activity from Automobile Salvage Yards as identified by the SIC Code specified under Sector M in Appendix A of this permit.

### **M.2 Additional Technology-Based Effluent Limits.**

**M.2.1 *Spill and Leak Prevention Procedures.*** (See also Part III.B.1.b.iv) Drain vehicles intended to be dismantled of all fluids upon arrival at the site (or as soon thereafter as feasible), or employ some other equivalent means to prevent spills and leaks. You must establish clean-up mechanisms and procedures for all fluids (e.g. anti-freeze, used, oil, used fuel, etc.) for all locations that vehicles will be drained of fluids or any equipment receives fluids, and ensure all batteries from vehicles are protected from exposure to stormwater upon arrival at the site.

**M.2.2 *Employee Training.*** (See also Part III.B.1.b.ix) If applicable to your facility, address the following areas (at a minimum) in your employee training program: proper handling (collection, storage, clean up, and disposal) of oil, used mineral spirits, anti-freeze, mercury switches, and solvents. Also address leak detection and proper clean up procedures of all fluids.

**M.2.3 *Management of Runoff.*** (See also Part III.B.1.b.vi) Consider the following management practices: berms or drainage ditches on the property line (to help prevent run-on from neighboring properties); berms for uncovered outdoor storage of oily parts, engine blocks, and above-ground liquid storage; installation of detention ponds; and installation of filtering devices and oil and water separators.

### **M.3 Additional SWPPP Requirements.**

**M.3.1 *Drainage Area Site Map.*** (See also Part III.C.2) Identify locations used for dismantling, storage, and maintenance of used motor vehicle parts. Also identify where any of the following may be exposed to precipitation or surface runoff: dismantling areas, parts (e.g., engine blocks, tires, hub caps, batteries, hoods, mufflers) storage areas, and liquid storage tanks and drums for fuel and other fluids. Note: To avoid groundwater contamination, draining must occur on impervious areas.

**M.3.2 *Potential Pollutant Sources.*** (See also Part III.C.3) Assess the potential for the following to contribute pollutants to stormwater discharges: vehicle storage areas, dismantling areas, parts storage areas (e.g., engine blocks, tires, hub caps, batteries, hoods, mufflers), and fueling stations. Facilities that crush vehicles produce a residual fluid that contains petroleum, metal and glass fines. These byproducts will need to be identified as potential pollutants and measures shall be identified to ensure they do not commingle with stormwater. Fluids collected must be handled appropriately.

**M.4 Additional Inspection Requirements.** (See also Part V.A) Immediately (or as soon thereafter as feasible) inspect vehicles arriving at the site for leaks, and address leaks when identified. Inspect quarterly for signs of leakage all equipment containing oily parts, hydraulic fluids, any other types of fluids, or mercury switches. Also, inspect quarterly for signs of leakage all vessels and areas where hazardous materials and general automotive fluids are stored, including, but not limited to, mercury switches, brake fluid, transmission fluid, radiator water, and antifreeze.

**M.5 Sector-Specific Benchmarks.** Permittee may be subject to requirements for more than one sector/subsector.

**Table 5 - Sector M Benchmarks (Automobile Salvage Yards)**

PARAMETER	Benchmark	Units	Frequency	Sample Type
Total Suspended Solids (TSS)	100	mg/L	1/quarter	Grab
Total Aluminum	0.75	mg/L	1/quarter	Grab
Total Iron	1.0	mg/L	1/quarter	Grab
Total Lead <sup>1</sup>	0.082	mg/L	1/quarter	Grab

<sup>1</sup> The benchmark values of some metals are dependent on water hardness. For these parameters, you must determine the hardness of the receiving water per Appendix C.

## **Sector N – Scrap Recycling and Waste Recycling Facilities.**

### **N.1 Covered Stormwater Discharges.**

The requirements in Sector N apply to stormwater discharges associated with industrial activity from Scrap Recycling and Waste Recycling facilities as identified by the SIC Code specified under Sector N in Appendix A of the permit.

### **N.2 Limitation on Coverage.**

**N.2.1 *Prohibition of Non-Stormwater Discharges.*** (See also Part I.C Limitations on Coverage) Non-stormwater discharges from turnings containment areas are not covered by this permit (see also Part N.3.2.3). Discharges from containment areas in the absence of a storm event are prohibited unless covered by a separate NPDES/State discharge permit.

### **N.3 Additional Technology-Based Effluent Limits.**

#### **N.3.1 *Scrap and Waste Recycling Facilities (Non-Source Separated, Nonliquid Recyclable Materials).***

Requirements for facilities that receive, process, and do wholesale distribution of nonliquid recyclable wastes (e.g., ferrous and nonferrous metals, plastics, glass, cardboard, and paper). These facilities may receive both nonrecyclable and recyclable materials.

**N.3.1.1 *Inbound Recyclable and Waste Material Control Program.*** Minimize the chance of accepting materials that could be significant sources of pollutants by conducting inspections of inbound recyclables and waste materials. Following are some control measure options: (a) provide information and education to suppliers of scrap and recyclable waste materials on draining and properly disposing of residual fluids (e.g., from vehicles and equipment engines, radiators and transmissions, oil filled transformers, and individual containers or drums) and removal of mercury switches from vehicles before delivery to your facility; (b) establish procedures to minimize the potential of any residual fluids from coming into contact with precipitation or runoff; (c) establish procedures for accepting scrap lead-acid batteries (additional requirements for the handling, storage, and disposal or recycling of batteries are contained in the scrap lead-acid battery program provisions in Part N.3.2.6); (d) provide training targeted for those personnel engaged in the inspection and acceptance of inbound recyclable materials, including: education on draining and proper disposal of residual fluids (e.g., from vehicles and equipment engines, radiators and transmissions, oil filled transformers, and individual containers or drums) and removal of mercury switches from vehicles when not completed by suppliers; and (e) establish procedures to ensure that liquid wastes, including used oil, are stored in materially compatible and non-leaking containers and are disposed of or recycled in accordance with the Resource Conservation and Recovery Act (RCRA).

**N.3.1.2 *Scrap and Waste Material Stockpiles and Storage (Outdoor).*** Minimize contact of stormwater runoff with stockpiled materials, processed materials, and nonrecyclable wastes. Following are some control measure options: (a) permanent or semi-permanent covers; (b) sediment traps, vegetated swales and strips, catch basin filters, and sand filters to facilitate settling or filtering of pollutants; (c) dikes, berms, containment trenches, culverts, and surface grading to divert runoff from storage areas; (d) silt fencing/bio-logs; and (e) oil and water separators, sumps, and dry absorbents for areas where potential sources of residual fluids are stockpiled (e.g., automobile engine storage areas).

**N.3.1.3 *Stockpiling of Turnings Exposed to Cutting Fluids (Outdoor Storage).*** Minimize contact of surface runoff with residual cutting fluids by: (a) storing all turnings exposed to cutting fluids under some form of permanent or semi-permanent cover, or (b) establishing dedicated containment areas for all turnings that have been exposed to cutting fluids. Any containment areas must be constructed of concrete, asphalt, or other equivalent types of impermeable material and include a barrier (e.g., berms, curbing, elevated pads) to prevent contact with stormwater run-on. Stormwater runoff from these areas can be discharged, provided that any runoff is first collected and treated by an oil and water separator or its equivalent. You

must regularly maintain the oil and water separator (or its equivalent) and properly dispose of or recycle collected residual fluids.

*N.3.1.4 Scrap and Waste Material Stockpiles and Storage (Covered or Indoor Storage).* Minimize contact of residual liquids and particulate matter from materials stored indoors or under cover with surface runoff. Following are some control measure options: (a) good housekeeping measures, including the use of dry absorbents or wet vacuuming to contain, dispose of, or recycle residual liquids originating from recyclable containers, or mercury spill kits for spills from storage of mercury switches; (b) not allowing washwater from tipping floors or other processing areas to discharge to the storm sewer system; and (c) disconnecting or sealing off all floor drains connected to the storm sewer system.

*N.3.1.5 Scrap and Recyclable Waste Processing Areas.* Minimize surface runoff from coming in contact with scrap processing equipment. Pay attention to operations that generate visible amounts of particulate residue (e.g., shredding) to minimize the contact of accumulated particulate matter and residual fluids with runoff (i.e., through good housekeeping, preventive maintenance, etc.). Following are some control measure options: (a) regularly inspect equipment for spills or leaks and malfunctioning, worn, or corroded parts or equipment; (b) establish a preventive maintenance program for processing equipment; (c) use dry absorbents or other cleanup practices to collect and dispose of or recycle spilled or leaking fluids or use mercury spill kits for spills from storage of mercury switches; (d) on unattended hydraulic reservoirs over 150 gallons in capacity, install protection devices such as low-level alarms or equivalent devices, or secondary containment that can hold the entire volume of the reservoir; (e) containment or diversion structures such as dikes, berms, culverts, trenches, elevated concrete pads, and grading to minimize contact of stormwater runoff with outdoor processing equipment or stored materials; (f) oil and water separators or sumps; (g) permanent or semi-permanent covers in processing areas where there are residual fluids and grease; (h) retention or detention ponds or basins; sediment traps, and vegetated swales or strips (for pollutant settling and filtration); (i) catch basin filters or sand filters.

*N.3.1.6 Scrap Lead-Acid Battery Program.* Properly handle, store, and dispose of scrap lead-acid batteries. Following are some control measure options (a) segregate scrap lead-acid batteries from other scrap materials; (b) properly handle, store, and dispose of cracked or broken batteries; (c) collect and dispose of leaking lead-acid battery fluid; (d) minimize or eliminate (if possible) exposure of scrap lead-acid batteries to precipitation or runoff; and (e) provide employee training for the management of scrap batteries.

*N.3.1.7 Spill Prevention and Response Procedures.* (See also Part III.B.1.b.iv) Install alarms and/or pump shutoff systems on outdoor equipment with hydraulic reservoirs exceeding 150 gallons in the event of a line break. Alternatively, a secondary containment system capable of holding the entire contents of the reservoir plus room for precipitation can be used. Use a mercury spill kit for any release of mercury from switches, anti-lock brake systems, and switch storage areas.

*N.3.1.8 Supplier Notification Program.* As appropriate, notify major suppliers which scrap materials will not be accepted at the facility or will be accepted only under certain conditions.

### N.3.2 Waste Recycling Facilities (Liquid Recyclable Materials).

*N.3.2.1 Waste Material Storage (Indoor).* Minimize or eliminate contact between residual liquids from waste materials stored indoors and from surface runoff. The plan may refer to applicable portions of other existing plans, such as Spill Prevention, Control, and Countermeasure (SPCC) plans required under 40 CFR Part 112. Following are some control measure options (a) procedures for material handling (including labeling and marking); (b) clean up spills and leaks with dry absorbent materials, a wet vacuum system; (c) appropriate maintained containment structures (trenching, curbing, gutters, etc.); and (d) a drainage system, including appurtenances (e.g., pumps or ejectors, manually operated valves), to handle discharges from diked or bermed areas, and properly maintained for continued operation. Drainage should be discharged to an appropriate treatment facility or sanitary sewer system, or otherwise disposed of properly.

These discharges may require coverage under a separate NPDES/ State discharge wastewater permit or industrial user permit under the pretreatment program.

**N.3.2.2 Waste Material Storage (Outdoor).** Minimize contact between stored residual liquids and precipitation or runoff. The plan may refer to applicable portions of other existing plans, such as SPCC plans required under 40 CFR Part 112. Discharges of precipitation from containment areas containing used oil must also be in accordance with applicable sections of 40 CFR Part 112. Following are some control measure options (a) appropriate containment structures (e.g., dikes, berms, curbing, pits) to store the volume of the largest tank, with sufficient extra capacity for precipitation; (b) drainage control and other diversionary structures; (c) corrosion protection and/or leak detection systems for storage tanks; and (d) dry-absorbent materials or a wet vacuum system to collect spills.

**N.3.2.3 Trucks and Rail Car Waste Transfer Areas.** Minimize pollutants in discharges from truck and rail car loading and unloading areas. Include measures to clean up minor spills and leaks resulting from the transfer of liquid wastes. Following are two control measure options: (a) containment and diversionary structures to minimize contact with precipitation or runoff, and (b) dry clean-up methods, wet vacuuming, roof coverings, or runoff controls.

**N.3.3 Recycling Facilities (Source-Separated Materials).** The following identifies considerations for facilities that receive only source-separated recyclables, primarily from non-industrial and residential sources.

**N.3.3.1 Inbound Recyclable Material Control.** Minimize the chance of accepting nonrecyclables (e.g., hazardous materials) that could be a significant source of pollutants by conducting inspections of inbound materials. Following are some control measure options: (a) providing information and education measures to inform suppliers of recyclables about acceptable and non-acceptable materials, (b) training drivers responsible for pickup of recycled material, (c) clearly marking public drop-off containers regarding which materials can be accepted, (d) rejecting nonrecyclable wastes or household hazardous wastes at the source, and (e) establishing procedures for handling and disposal of nonrecyclable material.

**N.3.3.2 Outdoor Storage.** Minimize exposure of recyclables to precipitation and runoff. Use good housekeeping measures to prevent accumulation of particulate matter and fluids, particularly in high traffic areas. Following are some control measure options (a) provide totally enclosed drop-off containers for the public; (b) install a sump and pump with each container pit and treat or discharge collected fluids to a sanitary sewer system; (c) provide dikes and curbs for secondary containment (e.g., around bales of recyclable waste paper); (d) divert surface water runoff away from outside material storage areas; (e) provide covers over containment bins, dumpsters, and roll-off boxes; and (f) store the equivalent of one day's volume of recyclable material indoors.

**N.3.3.3 Indoor Storage and Material Processing.** Minimize the release of pollutants from indoor storage and processing areas. Following are some control measure options (a) schedule routine good housekeeping measures for all storage and processing areas, (b) prohibit tipping floor washwater from draining to the storm sewer system, and (c) provide employee training on pollution prevention practices.

**N.3.3.4 Vehicle and Equipment Maintenance.** Following are some control measure options for areas where vehicle and equipment maintenance occur outdoors (a) prohibit vehicle and equipment washwater from discharging to the storm sewer system, (b) minimize or eliminate outdoor maintenance areas whenever possible, (c) establish spill prevention and clean-up procedures in fueling areas, (d) avoid topping off fuel tanks, (e) divert runoff from fueling areas, (f) store lubricants and hydraulic fluids indoors, and (g) provide employee training on proper handling and storage of hydraulic fluids and lubricants.

#### **N.4 Additional SWPPP Requirements.**

**N.4.1 Drainage Area Site Map.** (See also Part III.C.2) Document in your SWPPP the locations of any of the following activities or sources that may be exposed to precipitation or surface runoff: scrap and waste material

storage, outdoor scrap and waste processing equipment; and containment areas for turnings exposed to cutting fluids.

N.4.2 *Maintenance Schedules/Procedures for Collection, Handling, and Disposal or Recycling of Residual Fluids at Scrap and Waste Recycling Facilities.* If you are subject to Part N.3.1.3, your SWPPP must identify any applicable maintenance schedule and the procedures to collect, handle, and dispose of or recycle residual fluids.

**N.5 Additional Inspection Requirements.**

N.5.1 Inspections for Waste Recycling Facilities. The inspections must be performed quarterly, pursuant to Part V.A, and include, at a minimum, all areas where waste is generated, received, stored, treated, or disposed of and that are exposed to either precipitation or stormwater runoff.

**N.6 Sector-Specific Benchmarks for Scrap Recycling and Waste Recycling Facilities except Source-Separated Recycling.** Permittee may be subject to requirements for more than one sector.

**Table 6 - Subsector N1 Benchmarks (Scrap Recycling and Waste Recycling Facilities except Source-Separated Recycling)**

PARAMETER	Benchmark	Units	Frequency	Sample Type
Chemical Oxygen Demand (COD)	120	mg/L	1/quarter	Grab
Total Suspended Solids (TSS)	100	mg/L	1/quarter	Grab
Total Recoverable Aluminum	0.75	mg/L	1/quarter	Grab
Total Recoverable Iron	1.0	mg/L	1/quarter	Grab
Total Lead <sup>1</sup>	0.082	mg/L	1/quarter	Grab
Total Zinc <sup>1</sup>	0.12	mg/L	1/quarter	Grab
Total Copper <sup>1</sup>	0.014	mg/L	1/quarter	Grab

<sup>1</sup>The benchmark values of some metals are dependent on water hardness. For these parameters, you must determine the hardness of the receiving water per Appendix C.

## **Sector O – Steam Electric Generating Facilities.**

### **O.1 Covered Stormwater Discharges.**

The requirements in Sector O apply to stormwater discharges associated with industrial activity from Steam Electric Power Generating Facilities as identified by the Activity Code specified under Sector O in Appendix A.

### **O.2 Industrial Activities Covered by Sector O.**

This permit authorizes stormwater discharges from the following industrial activities at Sector O facilities:

O.2.1 steam electric power generation using coal, natural gas, oil, nuclear energy, etc., to produce a steam source, excluding coal handling areas;

O.2.2 Intentionally Left Blank

O.2.3 dual fuel facilities that could employ a steam boiler.

### **O.3 Limitations on Coverage.**

O.3.1 *Prohibition of Non-Stormwater Discharges.* Non-stormwater discharges subject to effluent limitations guidelines are not covered by this permit.

O.3.2 *Prohibition of Stormwater Discharges.* Stormwater discharges from the following are not covered by this permit:

O.3.2.1 ancillary facilities (e.g., fleet centers and substations) that are not contiguous to a steam electric power generating facility;

O.3.2.2 gas turbine facilities (providing the facility is not a dual-fuel facility that includes a steam boiler), and combined-cycle facilities where no supplemental fuel oil is burned (and the facility is not a dual-fuel facility that includes a steam boiler); and

O.3.2.3 cogeneration (combined heat and power) facilities utilizing a gas turbine; and

O.3.2.4 coal pile runoff, including effluent limitations established by 40 CFR Part 423.

**O.4 Additional Technology-Based Effluent Limits.** The following good housekeeping measures are required in addition to Part III.B.1.b.ii:

O.4.1 *Fugitive Dust Emissions.* Minimize fugitive dust emissions from coal handling areas. To minimize the tracking of coal dust offsite, consider procedures such as installing specially designed tires or washing vehicles in a designated area before they leave the site and controlling the wash water.

O.4.2 *Delivery Vehicles.* Minimize contamination of stormwater runoff from delivery vehicles arriving at the plant site. Consider procedures to inspect delivery vehicles arriving at the plant site and ensure overall integrity of the body or container and procedures to deal with leakage or spillage from vehicles or containers.

O.4.3 *Fuel Oil Unloading Areas.* Minimize contamination of precipitation or surface runoff from fuel oil unloading areas. Consider using containment curbs in unloading areas, having personnel familiar with spill prevention and response procedures present during deliveries to ensure that any leaks or spills are immediately contained and cleaned up, and using spill and overflow protection devices (e.g., drip pans, drip diapers, or other containment devices placed beneath fuel oil connectors to contain potential spillage during deliveries or from leaks at the connectors).

O.4.4 *Chemical Loading and Unloading.* Minimize contamination of precipitation or surface runoff from chemical loading and unloading areas. Consider using containment curbs at chemical loading and unloading

areas to contain spills, having personnel familiar with spill prevention and response procedures present during deliveries to ensure that any leaks or spills are immediately contained and cleaned up, and loading and unloading in covered areas and storing chemicals indoors.

*O.4.5 Miscellaneous Loading and Unloading Areas.* Minimize contamination of precipitation or surface runoff from loading and unloading areas. Consider covering the loading area; grading, berming, or curbing around the loading area to divert run-on; locating the loading and unloading equipment and vehicles so that leaks are contained in existing containment and flow diversion systems; or equivalent procedures.

*O.4.6 Liquid Storage Tanks.* Minimize contamination of surface runoff from above-ground liquid storage tanks. Consider protective guards around tanks, containment curbs, spill and overflow protection, dry cleanup methods, or equivalent measures.

*O.4.7 Large Bulk Fuel Storage Tanks.* Minimize contamination of surface runoff from large bulk fuel storage tanks. Consider containment berms (or their equivalent). You must also comply with applicable State and Federal laws, including Spill Prevention, Control and Countermeasure (SPCC) Plan requirements.

*O.4.8 Spill Reduction Measures.* Minimize the potential for an oil or chemical spill, or reference the appropriate part of your SPCC plan. Visually inspect as part of your routine facility inspection the structural integrity of all above-ground tanks, pipelines, pumps, and related equipment that may be exposed to stormwater, and make any necessary repairs immediately.

*O.4.9 Oil-Bearing Equipment in Switchyards.* Minimize contamination of surface runoff from oil-bearing equipment in switchyard areas. Consider using level grades and gravel surfaces to retard flows and limit the spread of spills, or collecting runoff in perimeter ditches.

*O.4.10 Residue-Hauling Vehicles.* Inspect all residue-hauling vehicles for proper covering over the load, adequate gate sealing, and overall integrity of the container body. Repair vehicles as soon as identified that are without load covering or adequate gate sealing, or with leaking containers or beds and prior to allowing them to transfer material.

*O.4.11 Ash Loading Areas.* Reduce or control the tracking of ash and residue from ash loading areas. Clear the ash building floor and immediately adjacent roadways of spillage, debris, and excess water before departure of each loaded vehicle.

*O.4.12 Areas Adjacent to Disposal Ponds or Landfills.* Minimize contamination of surface runoff from areas adjacent to disposal ponds or landfills. Reduce ash residue that may be tracked on to access roads traveled by residue handling vehicles, and reduce ash residue on exit roads leading into and out of residue handling areas.

*O.4.13 Landfills, Scrap yards, Surface Impoundments, General Refuse Sites.* Minimize the potential for contamination of runoff from these areas.

## **O.5 Additional SWPPP Requirements.**

*O.5.1 Drainage Area Site Map.* (See also Part III.C.2) Document in your SWPPP the locations of any of the following activities or sources that may be exposed to precipitation or surface runoff: storage tanks, scrap yards, and general refuse areas; short- and long-term storage of general materials (including but not limited to supplies, construction materials, paint equipment, oils, fuels, used and unused solvents, cleaning materials, paint, water treatment chemicals, fertilizer, and pesticides); landfills and construction sites; and stock pile areas (e.g., coal or limestone piles).

*O.5.2 Documentation of Good Housekeeping Measures.* You must document in your SWPPP the good housekeeping measures implemented to meet the effluent limits in Part O.4.

## **O.6 Additional Inspection Requirements.**

**O.6.1 Comprehensive Site Compliance Inspection.** (See also Part V.A) As part of your inspection, inspect the following areas monthly: coal handling areas, loading or unloading areas, switchyards, fueling areas, bulk storage areas, ash handling areas, areas adjacent to disposal ponds and landfills, maintenance areas, liquid storage tanks, and long term and short term material storage areas.

**O.7 Intentionally Left Blank**

**O.8 Effluent Limitations Based on Effluent Limitations Guidelines.**

Discharges from coal storage piles at Steam Electric Generating Facilities are required to meet specific effluent limits (40 CFR Part 423) and are therefore not covered by this permit. You must obtain an individual discharge permit to discharge this type of effluent.

## **Sector P – Land Transportation and Warehousing.**

### **P.1 Covered Stormwater Discharges.**

The requirements in Sector P apply to stormwater discharges associated with industrial activity from Land Transportation and Warehousing facilities as identified by the SIC Codes specified under Sector P in Appendix A of the permit.

### **P.2 Limitation on Coverage.**

**P.2.1 Prohibited Discharges** (See also Part I.C Limitations on Coverage) This permit does not authorize the discharge of vehicle/equipment/surface washwater, including tank cleaning operations. Such discharges must be authorized under a separate NPDES/State discharge permit, discharged to a sanitary sewer in accordance with applicable industrial pretreatment requirements, or recycled on-site.

### **P.3 Additional Technology-Based Effluent Limits.**

**P.3.1 Good Housekeeping Measures.** (See also Part III.B.1.b.ii) In addition to the Good Housekeeping requirements in Part III.B.1, you must do the following. Recommended control measures are discussed as indicated:

**P.3.1.1 Vehicle and Equipment Storage Areas.** Minimize the potential for stormwater exposure to leaky or leak-prone vehicles/equipment awaiting maintenance. Consider the following (or other equivalent measures): use of drip pans under vehicles/equipment, indoor storage of vehicles and equipment, installation of berms or dikes, use of absorbents, roofing or covering storage areas, and cleaning pavement surfaces to remove oil and grease.

**P.3.1.2 Fueling Areas.** Minimize contamination of stormwater runoff from fueling areas. Consider the following (or other equivalent measures): Covering the fueling area; using spill/overflow protection and cleanup equipment; minimizing stormwater run-on/runoff to the fueling area; using dry cleanup methods; and treating and/or recycling collected stormwater runoff.

**P.3.1.3 Material Storage Areas.** Maintain all material storage vessels (e.g., for used oil/oil filters, spent solvents, paint wastes, hydraulic fluids) to prevent contamination of stormwater and plainly label them (e.g., "Used Oil," "Spent Solvents," etc.). Consider the following (or other equivalent measures): storing the materials indoors; installing berms/dikes around the areas; minimizing runoff of stormwater to the areas; using dry cleanup methods; and treating and/or recycling collected stormwater runoff.

**P.3.1.4 Vehicle and Equipment Cleaning Areas.** Minimize contamination of stormwater runoff from all areas used for vehicle/equipment cleaning. Consider the following (or other equivalent measures): performing all cleaning operations indoors; covering the cleaning operation, ensuring that all washwater drains to a proper collection system (i.e., not the stormwater drainage system); treating and/or recycling collected washwater, or other equivalent measures.

**P.3.1.5 Vehicle and Equipment Maintenance Areas.** Minimize contamination of stormwater runoff from all areas used for vehicle/equipment maintenance. Consider the following (or other equivalent measures): performing maintenance activities indoors; using drip pans; keeping an organized inventory of materials used in the shop; draining all parts of fluid prior to disposal; prohibiting wet clean up practices if these practices would result in the discharge of pollutants to stormwater drainage systems; using dry cleanup methods; treating and/or recycling collected stormwater runoff, minimizing run on/runoff of stormwater to maintenance areas.

P.3.1.6 *Locomotive Sanding (Loading Sand for Traction) Areas.* Consider the following (or other equivalent measures): covering sanding areas; minimizing stormwater run on/runoff; or appropriate sediment removal practices to minimize the offsite transport of sanding material by stormwater.

P.3.2 *Employee Training.* (See also Part III.B.1.b.ix) Train personnel at least once a year and address the following activities, as applicable: used oil and spent solvent management; fueling procedures; general good housekeeping practices; proper painting procedures; and used battery management.

#### **P.4 Additional SWPPP Requirements.**

P.4.1 *Drainage Area Site Map.* (See also Part III.C.2) Identify in the SWPPP the following areas of the facility and indicate whether activities occurring there may be exposed to precipitation/surface runoff: Fueling stations; vehicle/equipment maintenance or cleaning areas; storage areas for vehicle/equipment with actual or potential fluid leaks; loading/unloading areas; areas where treatment, storage or disposal of wastes occur; liquid storage tanks; processing areas; and storage areas.

P.4.2 *Potential Pollutant Sources.* (See also Part III.C.3) Assess the potential for the following activities and facility areas to contribute pollutants to stormwater discharges: Onsite waste storage or disposal; dirt/gravel parking areas for vehicles awaiting maintenance; illicit plumbing connections between shop floor drains and the stormwater conveyance system(s); and fueling areas. Describe these activities in the SWPPP.

P.4.3 *Description of Good Housekeeping Measures.* You must document in your SWPPP the good housekeeping measures you implement consistent with Part P.3.

P.4.4 *Vehicle and Equipment Washwater Requirements.* (See also Part III.C.3.d: Non-Stormwater Discharges) If applicable, attach to or reference in your SWPPP, a copy of the NPDES/State discharge permit issued for vehicle/equipment washwater or, if an NPDES/ State discharge permit has not been issued, a copy of the pending application. If an industrial user permit is issued under a local pretreatment program, attach a copy to your SWPPP. In any case, implement all non-stormwater discharge permit conditions or pretreatment conditions in your SWPPP. If washwater is handled in another manner (e.g., hauled offsite), describe the disposal method and attach all pertinent documentation/information (e.g., frequency, volume, destination, etc.) in the plan.

**P.5 Additional Inspection Requirements.** (See also Part V.A) Inspect all the following areas/activities: storage areas for vehicles/equipment awaiting maintenance, fueling areas, indoor and outdoor vehicle/equipment maintenance areas, material storage areas, vehicle/equipment cleaning areas and loading/unloading areas.

## **Sector Q – Water Transportation.**

### **Q.1 Covered Stormwater Discharges.**

The requirements in Sector Q apply to stormwater discharges associated with industrial activity from Water Transportation facilities as identified by the SIC Codes specified under Sector Q in Appendix A of the permit. Note that marinas (SIC 4493) are covered by a separate general permit, Maryland General Permit No. 10-MA or replacement.

### **Q.2 Limitations on Coverage.**

*Q.2.1 Prohibition of Non-Stormwater Discharges.* (See also Part I.C Limitations on Coverage) Not covered by this permit: bilge and ballast water, sanitary wastes, pressure wash water, and cooling water originating from vessels.

### **Q.3 Additional Technology-Based Effluent Limits.**

*Q.3.1 Good Housekeeping Measures.* You must implement the following good housekeeping measures in addition to the requirements of Part III.B.1.b.ii:

*Q.3.1.1 Pressure Washing Area.* If pressure washing is used to remove marine growth from vessels, the discharge water must be permitted by a separate NPDES/State discharge permit. Collect or contain the discharges from the pressures washing area so that they are not co-mingled with stormwater discharges authorized by this permit.

*Q.3.1.2 Blasting and Painting Area.* Minimize the potential for spent abrasives, paint chips, and overspray to discharge into receiving waters or the storm sewer systems. Consider containing all blasting and painting activities or use other measures to minimize the discharge of contaminants (e.g., hanging plastic barriers or tarpaulins during blasting or painting operations to contain debris). When necessary, regularly clean stormwater conveyances of deposits of abrasive blasting debris and paint chips.

*Q.3.1.3 Material Storage Areas.* Store and plainly label all containerized materials (e.g., fuels, paints, solvents, waste oil, antifreeze, batteries) in a protected, secure location away from drains. Minimize the contamination of precipitation or surface runoff from the storage areas. Specify which materials are stored indoors, and consider containment or enclosure for those stored outdoors. If abrasive blasting is performed, discuss the storage and disposal of spent abrasive materials generated at the facility. Consider implementing an inventory control plan to limit the presence of potentially hazardous materials onsite.

*Q.3.1.4 Engine Maintenance and Repair Areas.* Minimize the contamination of precipitation or surface runoff from all areas used for engine maintenance and repair. Consider the following (or their equivalents): performing all maintenance activities indoors, maintaining an organized inventory of materials used in the shop, draining all parts of fluid prior to disposal, prohibiting the practice of hosing down the shop floor, using dry cleanup methods, and treating and/or recycling stormwater runoff collected from the maintenance area.

*Q.3.1.5 Material Handling Area.* Minimize the contamination of precipitation or surface runoff from material handling operations and areas (e.g., fueling, paint and solvent mixing, disposal of process wastewater streams from vessels). Consider the following (or their equivalents): covering fueling areas, using spill and overflow protection, mixing paints and solvents in a designated area (preferably indoors or under a shed), and minimizing runoff of stormwater to material handling areas.

*Q.3.1.6 Drydock Activities.* Routinely maintain and clean the drydock to minimize pollutants in stormwater runoff. Address the cleaning of accessible areas of the drydock prior to flooding, and final cleanup following

removal of the vessel and raising the dock. Include procedures for cleaning up oil, grease, and fuel spills occurring on the drydock. Consider the following (or their equivalents): sweeping rather than hosing off debris and spent blasting material from accessible areas of the drydock prior to flooding and making absorbent materials and oil containment booms readily available to clean up or contain any spills.

**Q.3.2 *Employee Training.*** (See also Part III.B.1.b.ix) As part of your employee training program, address, at a minimum, the following activities (as applicable): used oil management, spent solvent management, disposal of spent abrasives, disposal of vessel wastewaters, spill prevention and control, fueling procedures, general good housekeeping practices, painting and blasting procedures, and used battery management.

**Q.3.3 *Preventive Maintenance.*** (See also Part III.B.1.b.iii) As part of your preventive maintenance program, perform timely inspection and maintenance of stormwater management devices (e.g., cleaning oil and water separators and sediment traps to ensure that spent abrasives, paint chips, and solids will be intercepted and retained prior to entering the storm drainage system), as well as inspecting and testing facility equipment and systems to uncover conditions that could cause breakdowns or failures resulting in discharges of pollutants to surface waters.

#### **Q.4 Additional SWPPP Requirements.**

**Q.4.1 *Drainage Area Site Map.*** (See also Part III.C.2) Document in your SWPPP where any of the following may be exposed to precipitation or surface runoff: fueling; engine maintenance and repair; vessel maintenance and repair; pressure washing; painting; sanding; blasting; welding; metal fabrication; loading and unloading areas; locations used for the treatment, storage, or disposal of wastes; liquid storage tanks; liquid storage areas (e.g., paint, solvents, resins); and material storage areas (e.g., blasting media, aluminum, steel, scrap iron).

**Q.4.2 *Summary of Potential Pollutant Sources.*** (See also Part III.C.3) Document in the SWPPP the following additional sources and activities that have potential pollutants associated with them: outdoor manufacturing or processing activities (e.g., welding, metal fabricating) and significant dust or particulate generating processes (e.g., abrasive blasting, sanding, and painting.)

#### **Q.5 Additional Inspection Requirements.**

(See also Part V.A) Include the following in all quarterly routine facility inspections: pressure washing area; blasting, sanding, and painting areas; material storage areas; engine maintenance and repair areas; material handling areas; drydock area; and general yard area.

#### **Q.6 Intentionally Left Blank**

## **Sector R – Ship and Boat Building and Repair Yards.**

### **R.1 Covered Stormwater Discharges.**

The requirements in Sector R apply to stormwater discharges associated with industrial activity from Ship and Boat Building and Repair Yards as identified by the SIC Codes specified under Sector R in Appendix A of the permit.

### **R.2 Limitations on Coverage.**

**R.2.1 *Prohibition of Non-Stormwater Discharges.*** (See also Part I.C Limitations on Coverage) Discharges containing bilge and ballast water, sanitary wastes, pressure wash water, and cooling water originating from vessels are not covered by this permit.

### **R.3 Additional Technology-Based Effluent Limits.**

**R.3.1 *Good Housekeeping Measures.*** (See also Part III.B.1.b.ii)

**R.3.1.1 *Pressure Washing Area.*** If pressure washing is used to remove marine growth from vessels, the discharged water must be permitted as a process wastewater by a separate NPDES/State discharge permit.

**R.3.1.2 *Blasting and Painting Area.*** Minimize the potential for spent abrasives, paint chips, and overspray to discharging into the receiving water or the storm sewer systems. Consider containing all blasting and painting activities, or use other measures to prevent the discharge of the contaminants (e.g., hanging plastic barriers or tarpaulins during blasting or painting operations to contain debris). When necessary, regularly clean stormwater conveyances of deposits of abrasive blasting debris and paint chips.

**R.3.1.3 *Material Storage Areas.*** Store and plainly label all containerized materials (e.g., fuels, paints, solvents, waste oil, antifreeze, batteries) in a protected, secure location away from drains. Minimize the contamination of precipitation or surface runoff from the storage areas. If abrasive blasting is performed, discuss the storage and disposal of spent abrasive materials generated at the facility. Consider implementing an inventory control plan to limit the presence of potentially hazardous materials onsite.

**R.3.1.4 *Engine Maintenance and Repair Areas.*** Minimize the contamination of precipitation or surface runoff from all areas used for engine maintenance and repair. Consider the following (or their equivalents): performing all maintenance activities indoors, maintaining an organized inventory of materials used in the shop, draining all parts of fluid prior to disposal, prohibiting the practice of hosing down the shop floor, using dry cleanup methods, and treating and/or recycling stormwater runoff collected from the maintenance area.

**R.3.1.5 *Material Handling Area.*** Minimize the contamination of precipitation or surface runoff from material handling operations and areas (e.g., fueling, paint and solvent mixing, disposal of process wastewater streams from vessels). Consider the following (or their equivalents): covering fueling areas, using spill and overflow protection, mixing paints and solvents in a designated area (preferably indoors or under a shed), and minimizing stormwater run-on to material handling areas.

**R.3.1.6 *Drydock Activities.*** Routinely maintain and clean the drydock to minimize pollutants in stormwater runoff. Clean accessible areas of the drydock prior to flooding and final cleanup following removal of the vessel and raising the dock. Include procedures for cleaning up oil, grease, or fuel spills occurring on the drydock. Consider the following (or their equivalents): sweeping rather than hosing off debris and spent blasting material from accessible areas of the drydock prior to flooding, and having absorbent materials and oil containment booms readily available to clean up and contain any spills.

R.3.2 *Employee Training*. (See also Part III.B.1.b.ix) As part of your employee training program, address, at a minimum, the following activities (as applicable): used oil management, spent solvent management, disposal of spent abrasives, disposal of vessel wastewaters, spill prevention and control, fueling procedures, general good housekeeping practices, painting and blasting procedures, and used battery management.

R.3.4 *Preventive Maintenance*. (See also Part III.B.1.b.iii) As part of your preventive maintenance program, perform timely inspection and maintenance of stormwater management devices (e.g., cleaning oil and water separators and sediment traps to ensure that spent abrasives, paint chips, and solids will be intercepted and retained prior to entering the storm drainage system), as well as inspecting and testing facility equipment and systems to uncover conditions that could cause breakdowns or failures resulting in discharges of pollutants to surface waters.

#### **R.4 Additional SWPPP Requirements.**

R.4.1 *Drainage Area Site Map*. (See also Part III.C.2) Document in your SWPPP where any of the following may be exposed to precipitation or surface runoff: fueling; engine maintenance or repair; vessel maintenance or repair; pressure washing; painting; sanding; blasting; welding; metal fabrication; loading and unloading areas; treatment, storage, and waste disposal areas; liquid storage tanks; liquid storage areas (e.g., paint, solvents, resins); and material storage areas (e.g., blasting media, aluminum, steel, scrap iron).

R.4.2 *Potential Pollutant Sources*. (See also Part III.C.3) Document in your SWPPP the following additional sources and activities that have potential pollutants associated with them (if applicable): outdoor manufacturing or processing activities (e.g., welding, metal fabricating) and significant dust or particulate generating processes (e.g., abrasive blasting, sanding, and painting).

R.4.3 *Documentation of Good Housekeeping Measures*. Document in your SWPPP any good housekeeping measures implemented to meet the effluent limits in Part R.3.

R.4.3.1 *Blasting and Painting Areas*. Document in the SWPPP any standard operating practices relating to blasting and painting (e.g., prohibiting uncontained blasting and painting over open water or prohibiting blasting and painting during windy conditions, which can render containment ineffective).

R.4.3.2 *Storage Areas*. Specify in your SWPPP which materials are stored indoors, and consider containment or enclosure for those stored outdoors.

#### **R.5 Additional Inspection Requirements.**

(See also Part V.A) Include the following in all quarterly routine facility inspections: pressure washing area; blasting, sanding, and painting areas; material storage areas; engine maintenance and repair areas; material handling areas; drydock area; and general yard area.

## Sector S – Air Transportation.

### S.1 Covered Stormwater Discharges.

The requirements in Sector S apply to stormwater discharges associated with industrial activity from Air Transportation facilities identified by the SIC Codes specified under Sector S in Appendix A of the permit.

### S.2 Limitation on Coverage

#### S.2.1 *Limitations on Coverage.*

S.2.1.1 This permit authorizes stormwater discharges from only those portions of the air transportation facility that are involved in vehicle maintenance (including vehicle rehabilitation, mechanical repairs, painting, fueling and lubrication), equipment cleaning operations or deicing operations.

**Note:** “deicing” will generally be used to imply both deicing (removing frost, snow or ice) and anti-icing (preventing accumulation of frost, snow or ice) activities, unless specific mention is made regarding anti-icing and/or deicing activities.

S.2.1.2 Existing and new primary airports with 1,000 or more annual jet departures ("non-propeller aircraft") that generate wastewater associated with airfield pavement deicing using urea-containing deicers must meet a numeric effluent limits for ammonia and are therefore not covered under this general permit.

S.2.2 *Prohibition of Non-Stormwater Discharges.* (See also Part I.C Limitations on Coverage and Part S.3) This permit does not authorize the discharge of aircraft, ground vehicle, runway and equipment washwaters; nor the dry weather discharge of deicing chemicals. Such discharges must be covered by separate NPDES/ State discharge permit(s). Note that a discharge resulting from snowmelt is not a dry weather discharge.

### S.3 Additional Technology-Based Effluent Limits.

#### S.3.1 *Good Housekeeping Measures.* (See also Part III.B.1.b.ii)

S.3.1.1 Aircraft, Ground Vehicle and Equipment Maintenance Areas. Minimize the contamination of stormwater runoff from all areas used for aircraft, ground vehicle and equipment maintenance (including the maintenance conducted on the terminal apron and in dedicated hangers). Consider the following practices (or their equivalents): performing maintenance activities indoors; maintaining an organized inventory of material used in the maintenance areas; draining all parts of fluids prior to disposal; prohibiting the practice of hosing down the apron or hanger floor; using dry cleanup methods; and collecting the stormwater runoff from the maintenance area and providing treatment or recycling.

S.3.1.2 Aircraft, Ground Vehicle and Equipment Cleaning Areas. (See also Part S.3.6) Clearly demarcate these areas on the ground using signage or other appropriate means. Minimize the contamination of stormwater runoff from cleaning areas.

S.3.1.3 Aircraft, Ground Vehicle and Equipment Storage Areas. Store all aircraft, ground vehicles and equipment awaiting maintenance in designated areas only and minimize the contamination of stormwater runoff from these storage areas. Consider the following control measures, including any BMPs (or their equivalents): storing aircraft and ground vehicles indoors; using drip pans for the collection of fluid leaks; and perimeter drains, dikes or berms surrounding the storage areas.

S.3.1.4 Material Storage Areas. Maintain the vessels of stored materials (e.g., used oils, hydraulic fluids, spent solvents, and waste aircraft fuel) in good condition, to prevent or minimize contamination of stormwater. Also plainly label the vessels (e.g., “used oil,” “Contaminated Jet A,” etc.). Minimize contamination of precipitation/runoff from these areas. Consider the following control measures (or their

equivalents): storing materials indoors; storing waste materials in a centralized location; and installing berms/dikes around storage areas.

S.3.1.5 Airport Fuel System and Fueling Areas. Minimize the discharge of fuel to the storm sewer/surface waters resulting from fuel servicing activities or other operations conducted in support of the airport fuel system. Consider the following control measures (or their equivalents): implementing spill and overflow practices (e.g., placing absorptive materials beneath aircraft during fueling operations); using only dry cleanup methods; and collecting stormwater runoff.

S.3.1.6 Source Reduction. Minimize, and where feasible eliminate, the use of urea and glycol-based deicing chemicals, in order to reduce the aggregate amount of deicing chemicals used and/or lessen the environmental impact. Chemical options to replace ethylene glycol, propylene glycol and urea include: potassium acetate; magnesium acetate; calcium acetate; and anhydrous sodium acetate.

S.3.1.6.1 Runway Deicing Operation: Minimize contamination of stormwater runoff from runways as a result of deicing operations. Evaluate whether over-application of deicing chemicals occurs by analyzing application rates, and adjust as necessary, consistent with considerations of flight safety. Also consider these control measure options (or their equivalents): metered application of chemicals; pre-wetting dry chemical constituents prior to application; installing a runway ice detection system; implementing anti-icing operations as a preventive measure against ice buildup.

S.3.1.6.2 Aircraft Deicing Operations. Minimize contamination of stormwater runoff from aircraft deicing operations. Determine whether excessive application of deicing chemicals occurs and adjust as necessary, consistent with considerations of flight safety. This evaluation should be carried out by the personnel most familiar with the particular aircraft and flight operations in question (versus an outside entity such as the airport authority). Consider using alternative deicing/anti-icing agents as well as containment measures for all applied chemicals. Also consider these control measure options (or their equivalents) for reducing deicing fluid use: forced-air deicing systems, computer-controlled fixed-gantry systems, infrared technology, hot water, varying glycol content to air temperature, enclosed-basket deicing trucks, mechanical methods, solar radiation, hangar storage, aircraft covers, and thermal blankets for MD-80s and DC-9s. Also consider using ice-detection systems and airport traffic flow strategies and departure slot allocation systems.

S.3.1.7 Management of Runoff. (See also Part III.C.4) Where deicing operations occur, implement a program to control or manage contaminated runoff to minimize the amount of pollutants being discharged from the site. Consider these control measure options (or their equivalents): a dedicated deicing facility with a runoff collection/ recovery system; using vacuum/collection trucks; storing contaminated stormwater/deicing fluids in tanks and releasing controlled amounts to a publicly owned treatment works; collecting contaminated runoff in a wet pond for biochemical decomposition (be aware of attracting wildlife that may prove hazardous to flight operations); and directing runoff into vegetative swales or other infiltration measures. Also consider recovering deicing materials when these materials are applied during non-precipitation events (e.g., covering storm sewer inlets, using booms, installing absorptive interceptors in the drains, etc.) to prevent these materials from later becoming a source of stormwater contamination. Used deicing fluid should be recycled whenever possible.

S.3.2 *Deicing Season*. You must determine the seasonal timeframe (e.g., December- February, October - March, etc.) during which deicing activities typically occur at the facility. Implementation of control measures, including any BMPs, facility inspections and monitoring must be conducted with particular emphasis throughout the defined deicing season.

#### **S.4 Additional SWPPP Requirements.**

An airport authority and tenants of the airport are encouraged to work in partnership in the development of a SWPPP. If an airport tenant obtains authorization under this permit and develops a SWPPP for discharges

from his own areas of the airport, prior to authorization, that SWPPP must be coordinated and integrated with the SWPPP for the entire airport. Tenants of the airport facility include air passenger or cargo companies, fixed based operators and other parties who have contracts with the airport authority to conduct business operations on airport property and whose operations result in stormwater discharges associated with industrial activity.

**S.4.1 *Drainage Area Site Map.*** (See also Part III.C.2) Document in the SWPPP the following areas of the facility and indicate whether activities occurring there may be exposed to precipitation/surface runoff: aircraft and runway deicing operations; fueling stations; aircraft, ground vehicle and equipment maintenance/cleaning areas; storage areas for aircraft, ground vehicles and equipment awaiting maintenance.

**S.4.2 *Potential Pollutant Sources.*** (See also Part III.C.3) In your inventory of exposed materials, describe in your SWPPP the potential for the following activities and facility areas to contribute pollutants to stormwater discharges: aircraft, runway, ground vehicle and equipment maintenance and cleaning; aircraft and runway deicing operations (including apron and centralized aircraft deicing stations, runways, taxiways and ramps). If you use deicing chemicals, you must maintain a record of the types (including the Material Safety Data Sheets [MSDS]) used and the monthly quantities, either as measured or, in the absence of metering, as estimated to the best of your knowledge. This includes all deicing chemicals, not just glycols and urea (e.g., potassium acetate), because large quantities of these other chemicals can still have an adverse impact on receiving waters. Tenants or other fixed-based operations that conduct deicing operations must provide the above information to the airport authority for inclusion with any comprehensive airport SWPPPs.

**S.4.3 *Vehicle and Equipment Washwater Requirements.*** Attach to or reference in your SWPPP, a copy of the NPDES/State discharge permit issued for vehicle/equipment washwater or, if an NPDES/State discharge permit has not been issued, a copy of the pending application. If an industrial user permit is issued under a local pretreatment program, include a copy in your SWPPP. In any case, if you are subject to another permit, describe your control measures for implementing all non-stormwater discharge permit conditions or pretreatment requirements in your SWPPP. If washwater is handled in another manner (e.g., hauled offsite, retained onsite), describe the disposal method and attach all pertinent documentation/information (e.g., frequency, volume, destination, etc.) in your SWPPP.

**S.4.4 *Documentation of Control Measures Used for Management of Runoff:*** Document in your SWPPP the control measures used for collecting or containing contaminated melt water from collection areas used for disposal of contaminated snow.

## **S.5 Additional Inspection Requirements.**

**S.5.1 *Inspections.*** (See also Part V.A) At a minimum conduct routine facility inspections at least monthly during the deicing season (e.g., October through April for most mid-latitude airports). If your facility needs to deice before or after this period, expand the monthly inspections to include all months during which deicing chemicals may be used. The Director may specifically require you to increase inspection frequencies.

**S.5.2 *Comprehensive Site Inspections.*** (See also Part V.A) Using only qualified personnel, conduct your annual site inspection during periods of actual deicing operations, if possible. If not practicable during active deicing because of weather, conduct the inspection during the season when deicing operations occur and the materials and equipment for deicing are in place.

## **S.6 Intentionally Left Blank**

## **Sector T – Treatment Works.**

### **T.1 Covered Stormwater Discharges.**

The requirements in Sector T apply to stormwater discharges associated with industrial activity from Treatment Works as identified by the Activity Code specified under Sector T in Appendix A of the permit.

### **T.2 Industrial Activities Covered by Sector T.**

The requirements listed under this part apply to all existing point source stormwater discharges associated with the following activities:

T.2.1 Treatment works treating domestic sewage, or any other sewage sludge or wastewater treatment device or system used in the storage, treatment, recycling, and reclamation of municipal or domestic sewage, including land dedicated to the disposal of sewage sludge; that are located within the confines of a facility with a design flow of 1.0 million gallons per day (MGD) or more; or are required to have an approved pretreatment program under 40 CFR Part 403.

T.2.2 The following are not required to have permit coverage: farm lands, domestic gardens or lands used for sludge management where sludge is beneficially reused and which are not physically located within the facility, or areas that are in compliance with Section 405 of the CWA.

### **T.3 Limitations on Coverage.**

T.3.1 *Prohibition of Non-Stormwater Discharges.* (See also Part I.C Limitations on Coverage) Sanitary and industrial wastewater and equipment and vehicle washwater are not authorized by this permit.

### **T.4 Additional Technology-Based Effluent Limits.**

T.4.1 *Control Measures.* (See also Part III.C.4) In addition to the other control measures, consider the following: routing stormwater to the treatment works; or covering exposed materials (i.e., from the following areas: grit, screenings, and other solids handling, storage, or disposal areas; sludge drying beds; dried sludge piles; compost piles; and septage or hauled waste receiving station).

T.4.2 *Employee Training.* (See also Part III.B.1.b.ix) At a minimum, training must address the following areas when applicable to a facility: petroleum product management; process chemical management; spill prevention and controls; fueling procedures; general good housekeeping practices; and proper procedures for using fertilizer, herbicides, and pesticides.

### **T.5 Additional SWPPP Requirements.**

T.5.1 *Site Map.* (See also Part III.C.2) Document in your SWPPP where any of the following may be exposed to precipitation or surface runoff: grit, screenings, and other solids handling, storage, or disposal areas; sludge drying beds; dried sludge piles; compost piles; septage or hauled waste receiving station; and storage areas for process chemicals, petroleum products, solvents, fertilizers, herbicides, and pesticides.

T.5.2 *Potential Pollutant Sources.* (See also Part III.C.3) Document in your SWPPP the following additional sources and activities that have potential pollutants associated with them, as applicable: grit, screenings, and other solids handling, storage, or disposal areas; sludge drying beds; dried sludge piles; compost piles; septage or hauled waste receiving station; and access roads and rail lines.

T.5.3 *Wastewater and Washwater Requirements.* Keep a copy of all your current NPDES/ State discharge permits issued for wastewater and industrial, vehicle and equipment washwater discharges or, if an NPDES/ State discharge permit has not yet been issued, a copy of the pending application(s) with your SWPPP. If the washwater is handled in another manner, the disposal method must be described and all pertinent documentation must be retained onsite.

**T.6 Additional Inspection Requirements.**

(See also Part V.A) Include the following areas in all inspections: access roads and rail lines; grit, screenings, and other solids handling, storage, or disposal areas; sludge drying beds; dried sludge piles; compost piles; and septage or hauled waste receiving station.

## Sector U – Food and Kindred Products.

### U.1 Covered Stormwater Discharges.

The requirements in Sector U apply to stormwater discharges associated with industrial activity from Food and Kindred Products facilities as identified by the SIC Codes specified in Appendix A of the permit.

### U.2 Limitations on Coverage.

U.2.1 *Prohibition of Non-Stormwater Discharges.* (See also Part I.C Limitations on Coverage) The following discharges are not authorized by this permit: discharges containing boiler blowdown, cooling tower overflow and blowdown, ammonia refrigeration purging, and vehicle washing and clean-out operations.

### U.3 Additional Technology-Based Limitations.

U.3.1 *Employee Training.* (See also Part III.B.1.b.ix) Address pest control in your employee training program.

### U.4 Additional SWPPP Requirements.

U.4.1 *Drainage Area Site Map.* (See also Part III.C.2) Document in your SWPPP the locations of the following activities if they are exposed to precipitation or runoff: vents and stacks from cooking, drying, and similar operations; dry product vacuum transfer lines; animal holding pens; spoiled product; and broken product container storage areas.

U.4.2 *Potential Pollutant Sources.* (See also Part III.C.3) Document in your SWPPP, in addition to food and kindred products processing-related industrial activities, application and storage of pest control chemicals (e.g., rodenticides, insecticides, fungicides) used on plant grounds.

### U.5 Additional Inspection Requirements.

(See also Part V.A) Inspect on a quarterly basis, at a minimum, the following areas where the potential for exposure to stormwater exists: loading and unloading areas for all significant materials; storage areas, including associated containment areas; waste management units; vents and stacks emanating from industrial activities; spoiled product and broken product container holding areas; animal holding pens; staging areas; and air pollution control equipment.

### U.6 Sector-Specific Benchmarks

These tables are for two subsectors of Food and Kindred Products. These benchmarks apply to both your primary industrial activity and any co-located industrial activities, which describe your site activities.

**Table 7 - Subsector U1. Grain Mill Products (SIC 2041-2048)**

PARAMETER	Benchmark	Units	Frequency	Sample Type
Total Suspended Solids (TSS)	100	mg/L	1/quarter	Grab

**Table 8 - Subsector U2. Fats and Oils Products (SIC 2074-2079)**

PARAMETER	Benchmark	Units	Frequency	Sample Type
Biochemical Oxygen Demand (BOD <sub>5</sub> )	30	mg/L	1/quarter	Grab
Chemical Oxygen Demand (COD)	120	mg/L	1/quarter	Grab
Nitrate plus Nitrite Nitrogen	0.68	mg/L	1/quarter	Grab
Total Suspended Solids (TSS)	100	mg/L	1/quarter	Grab

## **Sector V – Textile Mills, Apparel, and Other Fabric Products.**

### **V.1 Covered Stormwater Discharges.**

The requirements in Sector V apply to stormwater discharges associated with industrial activity from Textile Mills, Apparel, and Other Fabric Product manufacturing as identified by the SIC Codes specified under Sector V in Appendix A of the permit.

### **V.2 Limitations on Coverage.**

*V.2.1 Prohibition of Non-Stormwater Discharges.* (See also Part I.C Limitations on Coverage) The following are not authorized by this permit: discharges of wastewater (e.g., wastewater resulting from wet processing or from any processes relating to the production process), reused or recycled water, and waters used in cooling towers. If you have these types of discharges from your facility, you must cover them under a separate NPDES/State discharge permit.

### **V.3 Additional Technology-Based Limitations.**

*V.3.1 Good Housekeeping Measures.* (See also Part III.B.1.b.ii)

*V.3.1.1 Material Storage Areas.* Plainly label and store all containerized materials (e.g., fuels, petroleum products, solvents, and dyes) in a protected area, away from drains. Minimize contamination of the stormwater runoff from such storage areas. Also consider an inventory control plan to prevent excessive purchasing of potentially hazardous substances. For storing empty chemical drums or containers, ensure that the drums and containers are clean (consider triple-rinsing) and that there is no contact of residuals with precipitation or runoff. Collect and dispose of washwater from these cleanings properly.

*V.3.1.2 Material Handling Areas.* Minimize contamination of stormwater runoff from material handling operations and areas. Consider the following (or their equivalents): use of spill and overflow protection; covering fueling areas; and covering or enclosing areas where the transfer of material may occur. When applicable, address the replacement or repair of leaking connections, valves, transfer lines, and pipes that may carry chemicals, dyes, or wastewater.

*V.3.1.3 Fueling Areas.* Minimize contamination of stormwater runoff from fueling areas. Consider the following (or their equivalents): covering the fueling area, using spill and overflow protection, minimizing run-on of stormwater to the fueling areas, using dry cleanup methods, and treating and/or recycling stormwater runoff collected from the fueling area.

*V.3.1.4 Above-Ground Storage Tank Area.* Minimize contamination of the stormwater runoff from above-ground storage tank areas, including the associated piping and valves. Consider the following (or their equivalents): regular cleanup of these areas; including measures for tanks, piping and valves explicitly in your SPCC program; minimizing runoff of stormwater from adjacent areas; restricting access to the area; inserting filters in adjacent catch basins; providing absorbent booms in unbermed fueling areas; using dry cleanup methods; and permanently sealing drains within critical areas that may discharge to a storm drain.

*V.3.2 Employee Training.* (See also Part III.B.1.b.ix) As part of your employee training program, address, at a minimum, the following activities (as applicable): use of reused and recycled waters, solvents management, proper disposal of dyes, proper disposal of petroleum products and spent lubricants, spill prevention and control, fueling procedures, and general good housekeeping practices.

### **V.4 Additional SWPPP Requirements.**

*V.4.1 Potential Pollutant Sources.* (See also Part III.C.3) Document in your SWPPP the following additional sources and activities that have potential pollutants associated with them: industry-specific significant materials and industrial activities (e.g., backwinding, beaming, bleaching, backing bonding, carbonizing, carding, cut and

sew operations, desizing, drawing, dyeing locking, fulling, knitting, mercerizing, opening, packing, plying, scouring, slashing, spinning, synthetic-felt processing, textile waste processing, tufting, turning, weaving, web forming, winging, yarn spinning, and yarn texturing).

*V.4.2 Description of Good Housekeeping Measures for Material Storage Areas.* Document in the SWPPP your containment area or enclosure for materials stored outdoors in connection with Part V.3.1.1 above.

**V.5 Additional Inspection Requirements.**

(See also Part V.A) Inspect, at least monthly, the following activities and areas (at a minimum): transfer and transmission lines, spill prevention, good housekeeping practices, management of process waste products, and all structural and nonstructural management practices.

## **Sector W – Furniture and Fixtures.**

### **W.1 Covered Stormwater Discharges.**

The requirements in Sector W apply to stormwater discharges associated with industrial activity from Furniture and Fixtures facilities as identified by the SIC Codes specified under Sector W in Appendix A of the permit.

### **W.2 Additional SWPPP Requirements.**

*W.2.1 Drainage Area Site Map.* (See also Part III.C.2) Document in your SWPPP where any of the following may be exposed to precipitation or surface runoff: material storage (including tanks or other vessels used for liquid or waste storage) areas; outdoor material processing areas; areas where wastes are treated, stored, or disposed of; access roads; and rail spurs.

## **Sector X – Printing and Publishing.**

### **X.1 Covered Stormwater Discharges.**

The requirements in Sector X apply to stormwater discharges associated with industrial activity from Printing and Publishing facilities as identified by the SIC Codes specified under Sector X in Appendix A of the permit.

### **X.2 Additional Technology-Based Effluent Limits.**

#### **X.2.1 *Good Housekeeping Measures.*** (See also Part III.B.1.b.ii)

**X.2.1.1 *Material Storage Areas.*** Plainly label and store all containerized materials (e.g., skids, pallets, solvents, bulk inks, hazardous waste, empty drums, portable and mobile containers of plant debris, wood crates, steel racks, and fuel oil) in a protected area, away from drains. Minimize contamination of the stormwater runoff from such storage areas. Also consider an inventory control plan to prevent excessive purchasing of potentially hazardous substances.

**X.2.1.2 *Material Handling Area.*** Minimize contamination of stormwater runoff from material handling operations and areas (e.g., blanket wash, mixing solvents, loading and unloading materials). Consider the following (or their equivalents): using spill and overflow protection, covering fueling areas, and covering or enclosing areas where the transfer of materials may occur. When applicable, address the replacement or repair of leaking connections, valves, transfer lines, and pipes that may carry chemicals or wastewater.

**X.2.1.3 *Fueling Areas.*** Minimize contamination of stormwater runoff from fueling areas. Consider the following (or their equivalents): covering the fueling area, using spill and overflow protection, minimizing runoff of stormwater to the fueling areas, using dry cleanup methods, and treating and/or recycling stormwater runoff collected from the fueling area.

**X.2.1.4 *Above Ground Storage Tank Area.*** Minimize contamination of the stormwater runoff from above-ground storage tank areas, including the associated piping and valves. Consider the following (or their equivalents): regularly cleaning these areas, explicitly addressing tanks, piping and valves in the SPCC program, minimizing stormwater runoff from adjacent areas, restricting access to the area, inserting filters in adjacent catch basins, providing absorbent booms in unbermed fueling areas, using dry cleanup methods, and permanently sealing drains within critical areas that may discharge to a storm drain.

**X.2.2 *Employee Training.*** (See also Part III.B.1.b.ix) As part of your employee training program, address, at a minimum, the following activities (as applicable): spent solvent management, spill prevention and control, used oil management, fueling procedures, and general good housekeeping practices.

### **X.3 Additional SWPPP Requirements.**

**X.3.1 *Description of Good Housekeeping Measures for Material Storage Areas.*** In connection with Part X.2.1.1, describe in the SWPPP the containment area or enclosure for materials stored outdoors.

## **Sector Y – Rubber, Miscellaneous Plastic Products, and Miscellaneous Manufacturing Industries.**

### **Y.1 Covered Stormwater Discharges.**

The requirements in Sector Y apply to stormwater discharges associated with industrial activity from Rubber, Miscellaneous Plastic Products, and Miscellaneous Manufacturing Industries facilities as identified by the SIC Codes specified under Sector Y in Appendix A of the permit.

### **Y.2 Additional Technology-Based Effluent Limits.**

*Y.2.1 Controls for Rubber Manufacturers.* (See also Part III.C.4) Minimize the discharge of zinc in your stormwater discharges. Parts Y.2.1.1 to Y.2.1.5 give possible sources of zinc to be reviewed and list some specific control measures to be considered for implementation (or their equivalents). Following are some general control measure options to consider: using chemicals purchased in pre-weighed, sealed polyethylene bags; storing in-use materials in sealable containers, ensuring an airspace between the container and the cover to minimize “puffing” losses when the container is opened, and using automatic dispensing and weighing equipment.

*Y.2.1.1 Zinc Bags.* Ensure proper handling and storage of zinc bags at your facility. Following are some control measure options: employee training on the handling and storage of zinc bags, indoor storage of zinc bags, cleanup of zinc spills without washing the zinc into the storm drain, and the use of 2,500-pound sacks of zinc rather than 50- to 100-pound sacks.

*Y.2.1.2 Dumpsters.* Minimize discharges of zinc from dumpsters. Following are some control measure options: covering the dumpster, moving the dumpster indoors, or providing a lining for the dumpster.

*Y.2.1.3 Dust Collectors and Baghouses.* Minimize contributions of zinc to stormwater from dust collectors and baghouses. Replace or repair, as appropriate, improperly operating dust collectors and baghouses.

*Y.2.1.4 Grinding Operations.* Minimize contamination of stormwater as a result of dust generation from rubber grinding operations. One control measure option is to install a dust collection system.

*Y.2.1.5 Zinc Stearate Coating Operations.* Minimize the potential for stormwater contamination from drips and spills of zinc stearate slurry that may be released to the storm drain. One control measure option is to use alternative compounds to zinc stearate.

*Y.2.2 Controls for Plastic Products Manufacturers.* Minimize the discharge of plastic resin pellets in your stormwater discharges. Control measures to be considered for implementation (or their equivalents) include minimizing spills, cleaning up of spills promptly and thoroughly, sweeping thoroughly, pellet capturing, employee education, and disposal precautions.

### **Y.3 Additional SWPPP Requirements.**

*Y.3.1 Potential Pollutant Sources for Rubber Manufacturers.* (See also Part III.C.3) Document in your SWPPP the use of zinc at your facility and the possible pathways through which zinc may be discharged in stormwater runoff.

### **Y.4 Intentionally Left Blank**

## **Sector Z – Leather Tanning and Finishing.**

### **Z.1 Covered Stormwater Discharges.**

The requirements in Sector Z apply to stormwater discharges associated with industrial activity from Leather Tanning and Finishing facilities as identified by the SIC Code specified under Sector Z in Appendix A of the permit.

### **Z.2 Additional Technology-Based Effluent Limits.**

#### **Z.2.3 Good Housekeeping Measures.** (See also Part III.B.1.b.ii)

**Z.2.3.1 Storage Areas for Raw, Semiprocessed, or Finished Tannery By-products.** Minimize contamination of stormwater runoff from pallets and bales of raw, semiprocessed, or finished tannery by-products (e.g., splits, trimmings, shavings). Consider indoor storage or protection with polyethylene wrapping, tarpaulins, roofed storage, etc. Consider placing materials on an impermeable surface and enclosing or putting berms (or equivalent measures) around the area to prevent stormwater run-on and runoff.

**Z.2.3.2 Material Storage Areas.** Label storage containers of all materials (e.g., specific chemicals, hazardous materials, spent solvents, waste materials) minimize contact of such materials with stormwater.

**Z.2.3.3 Buffing and Shaving Areas.** Minimize contamination of stormwater runoff with leather dust from buffing and shaving areas. Consider dust collection enclosures, preventive inspection and maintenance programs, or other appropriate preventive measures.

**Z.2.3.4 Receiving, Unloading, and Storage Areas.** Minimize contamination of stormwater runoff from receiving, unloading, and storage areas. If these areas are exposed, consider the following (or their equivalents): covering all hides and chemical supplies, diverting drainage to the process sewer, or grade berming or curbing the area to prevent stormwater runoff.

**Z.2.3.5 Outdoor Storage of Contaminated Equipment.** Minimize contact of stormwater with contaminated equipment. Consider the following (or their equivalents): covering equipment, diverting drainage to the process sewer, and cleaning thoroughly prior to storage.

**Z.2.3.6 Waste Management.** Minimize contamination of stormwater runoff from waste storage areas. Consider the following (or their equivalents): covering dumpsters, moving waste management activities indoors, covering waste piles with temporary covering material such as tarpaulins or polyethylene, and minimizing stormwater runoff by enclosing the area or building berms around the area.

### **Z.3 Additional SWPPP Requirements.**

**Z.3.1 Drainage Area Site Map.** (See also Part III.C.2) Identify in your SWPPP where any of the following may be exposed to precipitation or surface runoff: processing and storage areas of the beamhouse, tanyard, and re-tan wet finishing and dry finishing operations.

**Z.3.2 Potential Pollutant Sources.** (See also Part III.C.3) Document in your SWPPP the following sources and activities that have potential pollutants associated with them (as appropriate): temporary or permanent storage of fresh and brine-cured hides; extraneous hide substances and hair; leather dust, scraps, trimmings, and shavings.

## **Sector AA – Fabricated Metal Products.**

### **AA.1 Covered Stormwater Discharges.**

The requirements in Sector AA apply to stormwater discharges associated with industrial activity from Fabricated Metal Products facilities as identified by the SIC Codes specified under Sector AA in Appendix A of the permit.

### **AA.2 Additional Technology-Based Effluent Limits.**

#### **AA.2.1 Good Housekeeping Measures.** (See also Part III.B.1.b.ii)

**AA.2.1.1 Raw Steel Handling Storage.** Minimize the generation of and/or recover and properly manage scrap metals, fines, and iron dust. Include measures for containing materials within storage handling areas.

**AA.2.1.2 Paints and Painting Equipment.** Minimize exposure of paint and painting equipment to stormwater.

- Conduct outdoor painting over a suitable groundcover (i.e., tarp) to capture any residuals.
- Paint mixing, solvent transfer, and equipment clean up operations must be contained, and shall not enter floor or storm drains or the environment.

**AA.2.2 Spill Prevention and Response Procedures.** (See also Part III.B.1.b.iv) Ensure that the necessary equipment to implement a cleanup is available to personnel, so that immediate clean-up is possible. The following areas should be addressed

**AA.2.2.1 Metal Fabricating Areas.** Maintain clean, dry, orderly conditions in these areas. Consider using dry clean-up techniques.

**AA.2.2.2 Storage Areas for Raw Metal.** Keep these areas free of conditions that could cause, or impede appropriate and timely response to, spills or leakage of materials. Consider the following (or their equivalents): maintaining storage areas so that there is easy access in the event of a spill, and labeling stored materials to aid in identifying spill contents.

**AA.2.2.3 Metal Working Fluid Storage Areas.** Minimize the potential for stormwater contamination from storage areas for metal working fluids.

**AA.2.2.4 Cleaners and Rinse Water.** Control and clean up spills of solvents and other liquid cleaners, control sand buildup and disbursement from sand-blasting operations, and prevent exposure of recyclable wastes. Substitute environmentally benign cleaners when possible.

**AA.2.2.5 Lubricating Oil and Hydraulic Fluid Operations.** Minimize the potential for stormwater contamination from lubricating oil and hydraulic fluid operations. Consider using monitoring equipment or other devices to detect and control leaks and overflows. Consider installing perimeter controls such as dikes, curbs, grass filter strips, or equivalent measures.

**AA.2.2.6 Chemical Storage Areas.** Minimize stormwater contamination and accidental spillage in chemical storage areas. Include a program to inspect containers and identify proper disposal methods.

**AA.2.2.7 Blasting Operations.** Capture airborne particles by performing operations inside permanent structures or temporary protective measures such as drop cloths and shrouding secured around the activity. A suitable ground cover (i.e., tarp, rubber mat) should be placed under activity area in order to collect any debris, followed by proper disposal, to minimize potential to minimize stormwater contamination.

AA.2.3 *Spills and Leaks*. (See also Part III.C.3.c) In your spill prevention and response procedures, required by Part III.B.1.b.iv, pay attention to the following materials (at a minimum): chromium, toluene, pickle liquor, sulfuric acid, zinc and other water priority chemicals, and hazardous chemicals and wastes.

**AA.3 Additional SWPPP Requirements.**

AA.3.1 *Drainage Area Site Map*. (See also Part III.C.2) Document in your SWPPP where any of the following may be exposed to precipitation or surface runoff: raw metal storage areas; finished metal storage areas; scrap disposal collection sites; equipment storage areas; retention and detention basins; temporary and permanent diversion dikes or berms; right-of-way or perimeter diversion devices; sediment traps and barriers; processing areas, including outside painting areas; wood preparation; recycling; and raw material storage.

AA.3.2 *Potential Pollutant Sources*. (See also Part III.C.3) Document in your SWPPP the following additional sources and activities that have potential pollutants associated with them: loading and unloading operations for paints, chemicals, and raw materials; outdoor storage activities for raw materials, paints, empty containers, corn cobs, chemicals, and scrap metals; outdoor manufacturing or processing activities such as grinding, cutting, degreasing, buffing, and brazing; onsite waste disposal practices for spent solvents, sludge, pickling baths, shavings, ingot pieces, and refuse and waste piles.

**AA.4 Additional Inspection Requirements**

AA.4.1 *Inspections*. (See also Part V.A) At a minimum, include the following areas in all inspections: raw metal storage areas, finished product storage areas, material and chemical storage areas, recycling areas, loading and unloading areas, equipment storage areas, paint areas, and vehicle fueling and maintenance areas.

AA.4.2 *Comprehensive Site Inspections*. (See also Part V.A) As part of your inspection, also inspect areas associated with the storage of raw metals, spent solvents and chemicals storage areas, outdoor paint areas, and drainage from roof. Potential pollutants include chromium, zinc, lubricating oil, solvents, aluminum, oil and grease, methyl ethyl ketone, steel, and related materials.

**AA.5 Sector-Specific Benchmarks.**

**Table 9 - Sector AA Benchmarks (Fabricated Metal Products)**

PARAMETER	Benchmark	Units	Frequency	Sample Type
Nitrate plus Nitrite Nitrogen	0.68	mg/L	1/quarter	Grab
Total Zinc <sup>1</sup>	0.12	mg/L	1/quarter	Grab

<sup>1</sup> The benchmark values of some metals are dependent on water hardness. For these parameters, you must determine the hardness of the receiving water per Appendix C.

## **Sector AB – Transportation Equipment, Industrial or Commercial Machinery Facilities.**

### **AB.1 Covered Stormwater Discharges.**

The requirements in Sector AB apply to stormwater discharges associated with industrial activity from Transportation Equipment, Industrial or Commercial Machinery facilities as identified by the SIC Codes specified under Sector AB in Appendix A of the permit.

### **AB.2 Additional SWPPP Requirements.**

*Drainage Area Site Map.* (See also Part III.C.2) Identify in your SWPPP where any of the following may be exposed to precipitation or surface runoff: vents and stacks from metal processing and similar operations.

## **Sector AC –Electronic and Electrical Equipment and Components, Photographic and Optical Goods.**

### **AC.1 Covered Stormwater Discharges.**

No additional requirements apply to stormwater discharges associated with industrial activity from facilities that manufacture Electronic and Electrical Equipment and Components, Photographic and Optical goods as identified by the SIC Codes specified in Appendix A of the permit.

## **Sector AD.a – Department of Public Works and Highway Maintenance Facilities.**

### **AD.a.1 Covered Stormwater Discharges.**

The requirements are for the fleet and equipment maintenance at Public Works and Highway Maintenance Operations in Sector AD.a apply to stormwater discharges associated with industrial activity from Department of Public Works and Highway Maintenance facilities as identified by the SIC Codes specified under Sector AD.a in Appendix A of the permit.

### **AD.a.2 Additional SWPPP Requirements.**

In addition to the requirements of Part III, the SWPPP shall include, at a minimum, the requirements listed for Sector P - Land Transportation and Warehousing.

## **Sector AD.b – School Bus Maintenance Facilities.**

### **AD.b.1 Covered Stormwater Discharges.**

The requirements in Sector AD.b apply to stormwater discharges associated with industrial activity from School Bus Maintenance facilities as identified by the SIC Codes specified under Sector AD.b in Appendix A of the permit.

### **AD.b.2 Additional SWPPP Requirements.**

In addition to the requirements of Part III, the SWPPP shall include, at a minimum, the requirements listed for Sector P - Land Transportation and Warehousing.

## **Sector AD – Stormwater Discharges Designated by the Department as Requiring Permits.**

### **AD.1 Covered Stormwater Discharges.**

Sector AD is used to provide permit coverage for facilities designated by the Department as needing a stormwater permit, and any discharges of stormwater associated with industrial activity that do not meet the description of an industrial activity covered by Sectors A-AC.

*AD.1 Eligibility for Permit Coverage.* Because this sector is primarily intended for use by discharges designated by the Department as needing a stormwater permit (which is an atypical circumstance), and your facility may or may not normally be discharging stormwater associated with industrial activity, you must obtain the Department's written permission to use this permit prior to submitting an NOI. If you are authorized to use this permit, you will still be required to ensure that your discharges meet the basic eligibility provisions in Part I of this permit.

### **AD.2 Sector-Specific Benchmarks and Effluent Limits. (See also Part V of the permit.)**

The Department will establish any additional monitoring and reporting requirements for your facility prior to authorizing you to be covered by this permit. Additional monitoring requirements would be based on the nature of activities at your facility and your stormwater discharges.

Appendix E:  
Definitions, Abbreviations and Acronyms

**Accounting Guidance** – ‘Accounting for Stormwater Wasteload Allocations and Impervious Acres Treated’ dated June 2011, or its successor. This document may be found on the Department’s Stormwater Management Program website or with this website link [http://bit.ly/MDE\\_Accounting\\_Guidance](http://bit.ly/MDE_Accounting_Guidance), under Maryland’s Stormwater Management Program. Industrial facilities may not consider section 9 of that document “Alternative BMPs for Consideration”, which were alternative BMPs recommended by Maryland’s NPDES municipalities for further examination by the Department.

**Action Area** – all areas to be affected directly or indirectly by the stormwater discharges, allowable non-stormwater discharges, and stormwater discharge-related activities, and not merely the immediate area involved in these discharges and activities.

**BAT** – Best Available Technology Economically Achievable

**Best Management Practices (BMPs)** – schedules of activities, practices (and prohibitions of practices), structures, vegetation, maintenance procedures, and other management practices to prevent or reduce the discharge of pollutants to waters of the State. BMPs also include treatment requirements, operating procedures, and practices to control plant site runoff, spillage or leaks, sludge or waste disposal, or drainage from raw material storage. See 40 CFR 122.2.

**BOD5** – Biochemical Oxygen Demand (5-day test)

**BPJ** – Best Professional Judgment

**BPT** – Best Practicable Control Technology Currently Available

**CERCLA** – Comprehensive Environmental Response, Compensation and Liability Act

**CFR** - Code of Federal Regulations

**COD** – Chemical Oxygen Demand

**Co-located Industrial Activities** – Any industrial activities, excluding your primary industrial activity(ies), located on-site that are defined by the stormwater regulations at 122.26(b)(14)(i)-(ix) and (xi). An activity at a facility is not considered co-located if the activity, when considered separately, does not meet the description of a category of industrial activity covered by the stormwater regulations or identified by the SIC code list in Appendix A.

**COMAR** - Code of Maryland Regulations

**Control Measure** – refers to any BMP or other method (including narrative effluent limitations) used to prevent or reduce the discharge of pollutants to waters of the State.

**CWA** – Clean Water Act (or the Federal Water Pollution Control Act, 33 U.S.C. §1251 et seq)

**Department** - the Maryland Department of the Environment. Unless stated otherwise, all submissions to the Department shall be directed to the attention of the Wastewater Permits Program.

**Design Manual** - the updated stormwater management principles, methods and practices found in the “Maryland Stormwater Design Manual, Volumes I & II (Design Manual)”, which serves as the Department’s guide for stormwater management principles, methods, and practices for new development, redevelopment, retrofits and restoration. Modifications were made to the Design Manual in 2009, to include Environmental Site Design (ESD) in addition to the established Best Management Practices (BMPs). The latest edition of the Design Manual is available on the Department’s Stormwater Management Program website or with this website link [http://bit.ly/MDE\\_Design\\_Manual](http://bit.ly/MDE_Design_Manual).

**Discharge** – when used without qualification, means the "discharge of a pollutant." See 40 CFR 122.2.

**Discharge of a pollutant** – any addition of any “pollutant” or combination of pollutants to “waters of this State” from any “point source,” or any addition of any pollutant or combination of pollutants to the waters of the “contiguous zone” or the ocean from any point source other than a vessel or other floating craft which is being

used as a means of transportation. This includes additions of pollutants into waters of this State from: surface runoff which is collected or channeled by man; discharges through pipes, sewers, or other conveyances, leading into privately owned treatment works. See 40 CFR 122.2.

**Discharge-related activities** – activities that cause, contribute to, or result in stormwater and allowable non-stormwater point source discharges, and measures such as the siting, construction and operation of BMPs to control, reduce, or prevent pollution in the discharges.

**DMR** – Discharge Monitoring Report

**Effluent limitation** - any restriction or prohibition that:

1. Is established under federal law or a law of this State;
2. Specifies quantities, rates or concentrations of chemical, physical, biological, or other constituents that are discharged into the waters of this State;
3. Includes:
  - a. Parameters for the discharge of toxic and nontoxic substances, and
  - b. Standards of performance for new sources.

**Effluent Limitations Guideline (ELG)** – defined in 40 CFR § 122.2 as a regulation published by the Administrator under section 304(b) of CWA to adopt or revise effluent limitations.

**EPA** – U. S. Environmental Protection Agency

**EPA Approved or Established Total Maximum Daily Loads (TMDLs)** – “EPA Approved TMDLs” are those that are developed by a State and approved by EPA. “EPA Established TMDLs” are those that are developed by EPA.

**Existing Discharger** – an operator applying for coverage under this permit for discharges authorized previously under an NPDES general or individual permit.

**Facility or Activity** – any NPDES “point source” (including land or appurtenances thereto) that is subject to regulation under the NPDES program. See 40 CFR 122.2.

**General permit** - a State discharge permit issued for a class of dischargers.

**Grab sample** - an individual sample collected in less than 15 minutes. Grab samples for pH shall be analyzed within 15 minutes of sample collection.

**Groundwater** - underground water in a zone of saturation.

**Hardness Dependent** - refers to benchmark values for some metals that are determined as a function of hardness (in units of mg/L) in water. For these parameters, permittees whose discharges exceed the lowest benchmark level of the metal must determine the hardness of the receiving water (see Appendix C), to identify the benchmark value applicable to their facility.

**Hazardous Materials or Hazardous Substances or Hazardous or Toxic Waste** – for the purposes of this permit, any liquid, solid, or contained gas that contain properties that are dangerous or potentially harmful to human health or the environment. See also 40 CFR §261.2.

**Impaired Water** (or “**Water Quality Impaired Water**”) – a body of water identified by the Department or EPA pursuant to Section 303(d) of the Clean Water Act as not meeting applicable State water quality standards (these waters are called “water quality limited segments” under 40 CFR 30.2(j)). Impaired waters include both waters with approved or established TMDLs, and those for which a TMDL has not yet been approved or established. Impaired waters compilations are included in Maryland’s most current List of Impaired Surface Waters as Category 4a, 4b, 4c or 5 waterbodies.

**Impervious surface** - any surface that does not allow stormwater to infiltrate into the ground, including any area that is paved or used for vehicular storage or traffic, building rooftops, sidewalks, driveways, etc. The surfaces considered impervious for nutrient reduction requirements are further specified in Part III.A of the

permit.

**Industrial Activity** – the 10 categories of industrial activities included in the definition of “stormwater discharges associated with industrial activity” as defined below and in 40 CFR 122.26(b)(14)(i)-(ix) and (xi).

**Industrial Stormwater** – stormwater runoff from industrial activity.

**Infeasible** – there is a site-specific constraint making it not technologically possible, or not economically practicable and achievable in light of best industry practices, to achieve the required control measures on-site. The burden is on the permittee to demonstrate to the permitting authority that the requirement is infeasible.

**Leachate** – liquid that has passed through or emerged from solid waste and contains soluble, suspended, or miscible materials removed from such waste.

**Measured flow** - any method of liquid volume measurement; the accuracy of which has been previously demonstrated in engineering practice, or for which a relationship to absolute volume has been obtained.

**Minimize** – to reduce and/or eliminate to the extent achievable using control measures (including best management practices) that are technologically available and economically practicable and achievable in light of best industry practice

**MGD** – Million Gallons per Day

**MSDS** – Material Safety Data Sheet

**MSGP** – EPA’s Multi-Sector General Permit

**Municipal Separate Storm Sewer** – a conveyance or system of conveyances (including roads with drainage systems, municipal streets, catch basins, curbs, gutters, ditches, man-made channels, or storm drains):

1. Owned or operated by a State, city, town, borough, county, parish, district, association, or other public body (created by or pursuant to State law) having jurisdiction over disposal of sewage, industrial wastes, stormwater, or other wastes, including special districts under State law such as a sewer district, flood control district or drainage district, or similar entity, or an Indian tribe or an authorized Indian tribal organization, or a designated and approved management agency under section 208 of the CWA that discharges to waters of the United States;
2. Designed or used for collecting or conveying stormwater;
3. Which is not a combined sewer; and
4. Which is not part of a Publicly Owned Treatment Works (POTW) as defined at 40 CFR 122.2. See 40 CFR 122.26(b)(4) and (b)(7).

**Municipal Separate Storm Sewer System (MS4)** – in Maryland we have several MS4 NPDES Permits. The following are a summary of how they are broken down by size. For a full listing and explanation, visit the Department website for “Maryland’s NPDES Municipal Separate Storm Sewer System (MS4) Permits” or at this link [http://bit.ly/MDE\\_MS4](http://bit.ly/MDE_MS4).

- Phase I MS4s are for large jurisdictions, which are municipalities with populations of greater than 250,000, and medium jurisdictions, which are municipalities with populations between 100,000 and 250,000. The large Phase I MS4 jurisdictions are Anne Arundel County, Baltimore County, Baltimore City, Montgomery County, and Prince George’s County. The medium Phase I MS4 jurisdictions are Carroll County, Charles County, Frederick County, Harford County, and Howard County. One statewide MS4 under this category has been issued to the State Highway Administration.
- Phase II MS4s include smaller jurisdictions or approximately 60 cities and towns in Maryland with populations greater than 1,000. They also include State and Federal facilities.

**NetDMR** – a national tool for regulated Clean Water Act permittees to submit discharge monitoring reports (DMRs) electronically via a secure Internet application to U.S. EPA through the Environmental Information Exchange Network. NetDMR allows participants to discontinue mailing in hard copy forms under 40 CFR 122.41 and 403.12.

**New Discharger** – a facility from which there is a discharge, that did not commence the discharge at a particular site prior to August 13, 1979, which is not a new source, and which has never received a finally effective NPDES permit for discharges at that site. See 40 CFR 122.2.

**New Source** – any source, the construction of which is commenced after the publication by the EPA of proposed regulations prescribing a standard of performance which will be applicable to the source if the standard is promulgated.

**New Source Performance Standards (NSPS)** – technology-based standards for facilities that qualify as new sources under 40 CFR 122.2 and 40 CFR 122.29.

**No exposure** – all industrial materials or activities are protected by a storm-resistant shelter to prevent exposure to rain, snow, snowmelt, and/or runoff. See 40 CFR 122.26(g).

**Non-Stormwater Discharges** – discharges that do not originate from storm events. They can include, but are not limited to, discharges of process water, air conditioner condensate, noncontact cooling water, pavement wash water, external building washdown, irrigation water, or uncontaminated ground water or spring water.

**Notice of Intent (NOI)** – the form (electronic or paper) required for authorization of coverage under a General Permit.

**Notice of Termination (NOT)** – the form (electronic or paper) required for terminating coverage under a Permit.

**NPDES** – National Pollutant Discharge Elimination System

**NRC** – National Response Center

**NSPS** – New Source Performance Standard

**NTU** – Nephelometric Turbidity Unit

**Operator** – that person or those persons with responsibility for the management and performance of each facility.

**Operator** – any entity with a stormwater discharge associated with industrial activity that meets either of the following two criteria:

1. The entity has operational control over industrial activities, including the ability to make modifications to those activities; or
2. The entity has day-to-day operational control of activities at a facility necessary to ensure compliance with the permit (e.g., the entity is authorized to direct workers at a facility to carry out activities required by the permit).

**Outfall** – locations where collected and concentrated stormwater flows are discharged from the facility, including pipes, ditches, swales, and other structures that transport stormwater.

**Owner** - a person who has a legal interest in the facility or in the property on which the facility is located, or the owner's agent.

**Permittee** - the person holding a permit issued by the Department, or authorized for coverage under a general permit by the department.

**Person** – an individual, association, partnership, corporation, municipality, State or Federal agency, or an agent or employee thereof. See 40 CFR 122.2.

**Point source** – any discernible, confined and discrete conveyance, including any pipe, ditch, channel, tunnel, conduit, well, discrete fissure, container, rolling stock, large animal feeding operation, concentrated animal feeding operation, or vessel or other floating craft, from which pollutants are, or may be, discharged.

**Pollutant** – dredged spoil, solid waste, incinerator residue, filter backwash, sewage, garbage, sewage sludge, munitions, chemical wastes, biological materials, heat, wrecked or discarded equipment, rock, sand, cellar dirt, and industrial, municipal and agricultural waste discharged into water. See 40 CFR 122.2.

**Pollutant of concern** – A pollutant which causes or contributes to a violation of a water quality standard, including a pollutant which is identified as causing an impairment in a state's 303(d) list.

**Pollution** – means any contamination or other alteration of the physical, chemical, or biological properties of any waters of this State, including a change in temperature, taste, color, turbidity, or odor of the waters or the discharge or deposit of any organic matter, harmful organism, or liquid, gaseous, solid, radioactive, or other substance into any waters of this State that will render the waters harmful, or detrimental, to:

- (a) Public health, safety, or welfare;
- (b) Domestic, commercial, industrial, agricultural, recreational, or other legitimate beneficial uses;
- (c) Livestock, wild animals, birds; or
- (d) Fish or other aquatic life.

**POTW** – Publicly Owned Treatment Works

**Primary industrial activity** – includes any activities performed on-site which are (1) identified by the facility's primary SIC code; or (2) included in the narrative descriptions of 122.26(b)(14)(i), (iv), (v), or (vii), and (ix). [For co-located activities covered by multiple SIC codes, it is recommended that the primary industrial determination be based on the value of receipts or revenues or, if such information is not available for a particular facility, the number of employees or production rate for each process may be compared. The operation that generates the most revenue or employs the most personnel is the operation in which the facility is primarily engaged. In situations where the vast majority of on-site activity falls within one SIC code, that activity may be the primary industrial activity.] Narrative descriptions in 40 CFR 122.26(b)(14) identified above include: (i) activities subject to stormwater effluent limitations guidelines, new source performance standards, or toxic pollutant effluent standards; (iv) hazardous waste treatment storage, or disposal facilities including those that are operating under interim status or a permit under subtitle C of the Resource Conservation and Recovery Act (RCRA); (v) landfills, land application sites and open dumps that receive or have received industrial wastes; (vii) steam electric power generating facilities; and (ix) sewage treatment works with a design flow of 1.0 mgd or more.

**Proprietary Practices** – Stormwater controls approved through the Department's Review Process for New Technologies as described in the Department's 2005 Proprietary Stormwater Practice Guidance titled "Facts about ...Maryland's Stormwater Program & Proprietary Practices" found on the Departments website or at this link [http://bit.ly/MDE\\_Proprietary\\_Practices](http://bit.ly/MDE_Proprietary_Practices).

**Qualified Personnel** – Qualified personnel are those who possess the knowledge and skills to assess conditions and activities that could impact stormwater quality at your facility, and who can also evaluate the effectiveness of control measures.

**RCRA** – Resource Conservation and Recovery Act

**Reportable Quantity Release** – a release of a hazardous substance at or above the established legal threshold that requires emergency notification. Refer to 40 CFR Parts 110, 117, and 302 for complete definitions and reportable quantities for which notification is required.

**Restoration of Impervious Surfaces** – Treatment of untreated impervious surfaces with structural or non-structural stormwater management practices based upon designs that treat the volume from one inch of rainfall. Approved practices for industrial sites are identified in Part III.A of the permit.

**RQ** – Reportable Quantity

**Runoff** - that portion of stormwater that, once having fallen to the ground, is in excess of the evaporative or infiltrative capacity of soils, and the retentive capacity of surface features, which flows or will flow off the land by surface runoff to waters of the State.

**Runoff coefficient** – the fraction of total rainfall that will appear at the conveyance as runoff. See 40 CFR 122.26(b)(11).

**Run-on** - water from outside the industrial stormwater area that flows into the area. Run-on includes stormwater from rainfall or the melting of snow or ice that falls directly on the unit, as well as the water that drains from adjoining areas.

**SARA** – Superfund Amendments and Reauthorization Act

**Section 313 water priority chemical** - a chemical or chemical categories that: 1) are listed at 40 CFR 372.65 pursuant to Section 313 of Title III of the Superfund Amendments and Reauthorization Act (SARA) of 1986, also titled the Emergency Planning and Community Right-to-Know Act of 1986; 2) are present at or above threshold levels at a facility subject to SARA Title III, Section 313 reporting requirements; and 3) that meet at least one of the following criteria: (i) are listed in Appendix D of 40 CFR 122 on either Table II (organic priority pollutants), Table III (certain metals, cyanides, and phenols) or Table V (certain toxic pollutants and hazardous substances); (ii) are listed as a hazardous substance pursuant to Section 311(b)(2)(A) of the Clean Water Act at 40 CFR 116.4; or (iii) are pollutants for which EPA has published acute or chronic water quality criteria.

**SIC** – Standard Industrial Classification

**Significant materials** – includes, but is not limited to: raw materials; fuels; materials such as solvents, detergents, and plastic pellets; finished materials such as metallic products; raw materials used in food processing or production; hazardous substances designated under section 101(14) of CERCLA, commonly known as Superfund; any chemical the facility is required to report pursuant to section 313 of Title III of SARA; fertilizers; pesticides; and waste products such as ashes, slag and sludge that have the potential to be released with stormwater discharges. See 40 CFR 122.26(b)(12).

**Significant spills** - includes, but is not limited to, releases of oil or hazardous substances in excess of reportable quantities under Section 311 of the Clean Water Act (40 CFR 110.10 and 40 CFR 117.21) or Section 102 of CERCLA (40 CFR 302.4).

**SPCC** – Spill Prevention, Control, and Countermeasures

**State discharge permit** - the discharge permit issued under the Environment Article, Title 9, Subtitle 3, Annotated Code of Maryland.

**Stormwater** – stormwater runoff, snow melt runoff, and surface runoff and drainage. See 40 CFR 122.26(b)(13).

**Stormwater Discharges Associated with Construction Activity** – a discharge of pollutants in stormwater runoff from areas where soil disturbing activities (e.g., clearing, grading, or excavating), construction materials, or equipment storage or maintenance (e.g., fill piles, borrow areas, concrete truck washout, fueling), or other industrial stormwater directly related to the construction process are located. See 40 CFR 122.26(b)(14)(x) and 40 CFR 122.26(b)(15) .

**Stormwater Discharges Associated with Industrial Activity** – the discharge from any conveyance that is used for collecting and conveying stormwater and that is directly related to manufacturing, processing or raw materials storage areas at an industrial plant. The term does not include discharges from facilities or activities excluded from the NPDES program under Part 122. For the categories of industries identified in this section, the term includes, but is not limited to, stormwater discharges from industrial plant yards; immediate access roads and rail lines used or traveled by carriers of raw materials, manufactured products, waste material, or by-products used or created by the facility; material handling sites; refuse sites; sites used for the application or disposal of process waste waters; sites used for the storage and maintenance of material handling equipment; sites used for residual treatment, storage, or disposal; shipping and receiving areas; manufacturing buildings;

storage areas (including tank farms) for raw materials, and intermediate and final products; and areas where industrial activity has taken place in the past and significant materials remain and are exposed to stormwater. For the purposes of this paragraph, material handling activities include storage, loading and unloading, transportation, or conveyance of any raw material, intermediate product, final product, by-product or waste product. The term excludes areas located on plant lands separate from the plant's industrial activities, such as office buildings and accompanying parking lots as long as the drainage from the excluded areas is not mixed with stormwater drained from the above described areas. Industrial facilities include those that are federally, State, or municipally owned or operated that meet the description of the facilities listed in 40 CFR 122.26(b)(14). The term also includes those facilities designated under the provisions of 40 CFR 122.26(a)(1)(v). See 40 CFR 122.26(b)(14).

**Stormwater management** – is, as described in the Design Manual, any

1. quantitative control, a system of vegetative and structural measures that control the increased volume and rate of surface runoff caused by man-made changes to the land; and
2. qualitative control, a system of vegetative, structural, and other measures that reduce or eliminate pollutants that might otherwise be carried by runoff.

**Stormwater Team** – the group of individuals responsible for oversight of the development and modifications of the SWPPP, and oversight of compliance with the permit requirements. The individuals on the “Stormwater Team” must be identified in the SWPPP.

**Storm Event** – a precipitation event that results in a measurable amount of precipitation.

**Surface waters** - all waters of this State which are not groundwaters.

**SWPPP** – Stormwater Pollution Prevention Plan

**Tier 2 Waters** – For antidegradation purposes, pursuant to 40 CFR 131.12(a)(2), Tier 2 waters are characterized as having water quality that exceeds the levels necessary to support propagation of fish, shellfish, and wildlife and recreation in and on the water.

**Total Maximum Daily Loads (TMDLs)** – A TMDL is a calculation of the maximum amount of a pollutant that a waterbody can receive and still meet water quality standards, and an allocation of that amount to the pollutant's sources. A TMDL includes wasteload allocations (WLAs) for point source discharges; load allocations (LAs) for nonpoint sources and/or natural background, and must include a margin of safety (MOS) and account for seasonal variations. (See section 303(d) of the Clean Water Act and 40 CFR 130.2 and 130.7).

**Treatment of Impervious Surfaces** - Implementing the requirements for stormwater management as prescribed in the Department's “2000 Maryland Stormwater Design Manual, Volumes I & II” or the Design Manual for impervious area. The manual spells out both design and implementation requirements using appropriately sized Best Management Practices or Environmental Site Design, based upon designs that manage on-site the water quality volume (WQv) resulting from the first one inch of rainfall from a 24-hour storm preceded by 48 hours of no measurable precipitation.

**TSDf** – Treatment, Storage, or Disposal Facility

**TSS** – Total Suspended Solids

**USGS** – United States Geological Survey

**Wastewater** - any:

1. liquid waste substance derived from industrial, commercial, municipal, residential, agricultural, recreational, or other operations or establishments; and
2. other liquid waste substance containing liquid, gaseous or solid matter and having characteristics that will pollute any waters of the State.

**Water Quality Impaired** – See ‘Impaired Water’.

**Water Quality Standards** – A water quality standard defines the water quality goals of a water body, or portion thereof, by designating the use or uses to be made of the water and by setting criteria necessary to protect the uses. The Department as promulgated in COMAR 26.08.02 (<http://www.dsd.state.md.us/comar/>) and EPA adopt water quality standards to protect public health or welfare, enhance the quality of water and serve the purposes of the Clean Water Act (See CWA sections 101(a)2 and 303(c)). Water quality standards also include an antidegradation policy. See P.U.D. o. 1 of Jefferson County et al v. Wash Dept of Ecology et al, 511 US 701, 705 (1994).

**Waters of the State** – includes:

1. both surface and underground waters within the boundaries of this State subject to its jurisdiction, including that part of the Atlantic Ocean within the boundaries of this State, the Chesapeake Bay and its tributaries, and all ponds, lakes, rivers, streams, tidal and nontidal wetlands, public ditches, tax ditches, and public drainage systems within this State, other than those designed and used to collect, convey, or dispose of sanitary sewage; and
2. the flood plain of free-flowing waters determined by the Department of Natural Resources on the basis of the 100-year flood frequency.

**WLA** – Waste Load Allocation

**“You” and “Your”** – as used in this permit are intended to refer to the permittee, the operator, or the discharger as the context indicates and that party’s facility or responsibilities. The use of “you” and “your” refers to a particular facility and not to all facilities operated by a particular entity. For example, “you must submit” means the permittee must submit something for that particular facility. Likewise, “all your discharges” would refer only to discharges at that one facility.

Appendix F:  
Nutrient Reduction Progress Report



## Nutrient Reduction Progress Report (Permit Condition Part III.A.3.b)

<b>SECTION I: Facility Information</b>																			
<b>(A) Facility Name and Address:</b>  <input style="width: 100px; height: 20px;" type="text"/> <i>Total facility size (acres)</i>	<b>(B) Registration Number:</b>  12-SW- <input style="width: 50px; height: 20px;" type="text"/>																		
<b>(C) Baseline information about facility (as of <u>January 1, 2006</u> or later)</b>																			
<table style="width: 100%; border-collapse: collapse;"> <tr> <td style="width: 15%; border: 1px solid black; height: 20px;"></td> <td><i>Total impervious surface area (square feet)</i></td> </tr> <tr> <td style="border: 1px solid black; height: 20px;"></td> <td><i>Untreated impervious surface area (square feet)</i></td> </tr> <tr> <td style="border: 1px solid black; height: 20px;"></td> <td><i>Impervious surface area subject to 20% restoration requirement (acres)</i></td> </tr> </table>			<i>Total impervious surface area (square feet)</i>		<i>Untreated impervious surface area (square feet)</i>		<i>Impervious surface area subject to 20% restoration requirement (acres)</i>												
	<i>Total impervious surface area (square feet)</i>																		
	<i>Untreated impervious surface area (square feet)</i>																		
	<i>Impervious surface area subject to 20% restoration requirement (acres)</i>																		
<table style="width: 100%; border-collapse: collapse;"> <tr> <td style="width: 60%;"><b>(D) Control Measures Selected</b></td> <td style="text-align: right;"><b>Planned completion date</b> <input style="width: 50px; height: 20px;" type="text"/></td> </tr> <tr> <td style="border: 1px solid black; height: 20px;"></td> <td><i>Restored Impervious Surfaces (acres)</i></td> </tr> <tr> <td style="border: 1px solid black; height: 20px;"></td> <td><i>Accounting Guidance Practices (acres)</i></td> </tr> <tr> <td style="border: 1px solid black; height: 20px;"></td> <td><i>Sediment and Erosion Control (TN lbs/year)</i></td> </tr> <tr> <td style="border: 1px solid black; height: 20px;"></td> <td><i>Reduced fertilizer (TN lbs/year)</i></td> </tr> <tr> <td style="border: 1px solid black; height: 20px;"></td> <td><i>Reduced nitrogen to achieve benchmarks (TN lbs/year)</i></td> </tr> <tr> <td style="border: 1px solid black; height: 20px;"></td> <td><i>Reallocated TN load (TN lbs/year)</i></td> </tr> <tr> <td style="border: 1px solid black; height: 20px;"></td> <td><i>Were any of these control measures planned or completed off-site? (Yes or No)</i></td> </tr> <tr> <td style="border: 1px solid black; height: 20px;"></td> <td><i>Latest Comprehensive Site Compliance Evaluation (date)</i></td> </tr> </table>		<b>(D) Control Measures Selected</b>	<b>Planned completion date</b> <input style="width: 50px; height: 20px;" type="text"/>		<i>Restored Impervious Surfaces (acres)</i>		<i>Accounting Guidance Practices (acres)</i>		<i>Sediment and Erosion Control (TN lbs/year)</i>		<i>Reduced fertilizer (TN lbs/year)</i>		<i>Reduced nitrogen to achieve benchmarks (TN lbs/year)</i>		<i>Reallocated TN load (TN lbs/year)</i>		<i>Were any of these control measures planned or completed off-site? (Yes or No)</i>		<i>Latest Comprehensive Site Compliance Evaluation (date)</i>
<b>(D) Control Measures Selected</b>	<b>Planned completion date</b> <input style="width: 50px; height: 20px;" type="text"/>																		
	<i>Restored Impervious Surfaces (acres)</i>																		
	<i>Accounting Guidance Practices (acres)</i>																		
	<i>Sediment and Erosion Control (TN lbs/year)</i>																		
	<i>Reduced fertilizer (TN lbs/year)</i>																		
	<i>Reduced nitrogen to achieve benchmarks (TN lbs/year)</i>																		
	<i>Reallocated TN load (TN lbs/year)</i>																		
	<i>Were any of these control measures planned or completed off-site? (Yes or No)</i>																		
	<i>Latest Comprehensive Site Compliance Evaluation (date)</i>																		
<b>Brief Description of Restoration or other equivalent measures:</b>  <div style="height: 150px;"></div>																			
<b>SECTION II: Certification</b>																			
<p>"I certify under penalty of law that this document and all attachments were prepared under my direction or supervision in accordance with a system designed to assure that qualified personnel properly gather and evaluate the information submitted. Based on my inquiry of the person or persons who manage the system, or those persons directly responsible for gathering the information, the information submitted is, to the best of my knowledge and belief, true, accurate, and complete. I am aware that there are significant penalties for submitting false information, including the possibility of fine and imprisonment for knowing violations."</p>																			
<i>Signature</i>	<i>Date</i>																		
<i>Signatory Name/Title: Typed or Printed</i>	<i>Email Address or Phone Number</i>																		

## **SECTION I: Owner/Operator Information**

- (A) Provide the name, address and size (in acres) of the facility covered under the registration. This should match the information submitted in the NOI or reflect any changes in property size.
- (B) Provide the registration number provided by the Department for your coverage under this permit. This number will start with 12SW, and end with 4 numbers (i.e. 12SW1234).

- (C) This part provides the baseline data for requirements related to impervious surfaces.

**Total impervious surface area** in square feet is determined in Part III.A.2.a of the permit.

**Untreated impervious surface area** in square feet is determined in Part III.A.2.d of the permit.

**Impervious surface area subject to 20% restoration requirement** in acres is determined in Part III.A.2.e of the permit.

- (D) This part provides the update on your restoration activities consistent with Part III.A.1.c or Part III.A.1.d.

- The planned completion date is based on your current best estimate of the restoration requirements of this permit. If all the work is complete, simply use the date of completion.
- The practices listed are the options provided in the permit. Simply indicate here the amount of work under each control measure you have planned or implemented.

**Restored Impervious Surfaces** are control measures in either the Design Manual or Proprietary Practices (Part III.A.1.c.i) you have selected to meet the 20% restoration requirement. This is reported in acres of impervious surface treated.

**Accounting Guidance Practices** are control measures in the Accounting Guidance (Part III.A.1.c.ii) you have selected to meet the 20% restoration requirement. This is reported in acres of impervious surface treated.

**Sediment and Erosion Control** is one of the new equivalent control measures (Part III.A.1.c.iii) you have implemented to meet the requirements of this permit, with the calculated reduction in Total Nitrogen (TN) in lbs/year.

**Reduced fertilizer** is one of the new equivalent control measures (Part III.A.1.c.iii) you have implemented to meet the requirements of this permit, with the calculated reduction in Total Nitrogen (TN) in lbs/year.

**Reduced nitrogen to achieve benchmarks** is one of the new equivalent control measures (Part III.A.1.c.iii) you have implemented to meet the requirements of this permit, with the calculated reduction in Total Nitrogen (TN) in lbs/year.

**Reallocated TN load** is one of the new equivalent control measures (Part III.A.1.c.iii) you have implemented to meet the requirements of this permit, with the calculated reduction in Total Nitrogen (TN) in lbs/year.

**Off-site work** should be acknowledged by indicating Yes if any work was performed off-site to meet the permit requirements, or indicate No if it was all performed at your site. (Part III.A.1.d)

Provide the date of the **Latest Comprehensive Site Compliance Evaluation** (Part V.A.2)

- Brief description section should be a high level description of tasks related to the remaining surfaces yet to be restored. Include a summary of each area on-site being treated, including the treatment strategy you will employ. Include types of BMPs implemented, and describe any equivalent measures you employed. Confirm if all work was performed at your facility or off-site.
-

- Indicate the last report date Comprehensive Site Compliance Evaluation Report, under Part V.A.2, which includes an evaluation of your restoration BMPs and verifies your maintenance activities.

**SECTION II: Certification**

To be completed by as detailed in Part II.C of the permit. An original signature and date is required. Your contact information is essential so that if the Department has questions they can contact you.

**HOW TO SUBMIT:**

You must ensure that the form is completely filled out. Completed reports should be sent to:  
**Maryland Department of the Environment, Wastewater Permits Program, 1800 Washington Blvd, Ste 455, Baltimore, MD 21230.**

---

**APPENDIX B**

**NOTICE OF INTENT**

**MARYLAND DEPARTMENT OF THE ENVIRONMENT**  
**GENERAL PERMIT Number 12-SW for DISCHARGES from**  
**STORMWATER associated with INDUSTRIAL ACTIVITIES**  
**Notice of Intent (NOI) for Permit No. 12-SW**

**DISCHARGE PERMIT NO. 12-SW      NPDES PERMIT NO. MDR000000**

Submission of this NOI constitutes notice that the party identified in Section I of this form intends to be authorized by a State/ National Pollutant Discharge Elimination System (NPDES) permit issued for discharges from stormwater associated with industrial activities identified in Section II of this form. All information requested must be provided in order to be considered for authorization to discharge under this permit. Instructions are provided at the end of this form.

<b>SECTION I: Facility Operator Information</b>			
<b>(A) Owner/Operator Name</b>			
Howard County Department of Public Works			
<b>(B) Primary Contact Name</b>		<b>Title</b>	
Cynthia Brouwers		Engineering Specialist	
<b>Telephone Number</b>		<b>Email Address</b>	
410-313-6447		cbrouwers@howardcountymd.gov	
<b>(C) Mailing Address</b>			
6751 Columbia Gateway Drive			
<b>City</b>	<b>State</b>	<b>ZIP Code</b>	
Columbia	MD	21046	
<b>(D) IRS Employer Identification Number (EIN)</b>		<b>(E) Check Below</b>	
52-6000965		<input type="checkbox"/> Private	<input type="checkbox"/> Federal
		<input checked="" type="checkbox"/> State/Local	
<b>SECTION II: Facility Information</b>			
<b>(F) Name of Facility</b>			
Ridge Road Vehicle Maintenance Shop			
<b>(G) Facility Address (if different than your mailing address)</b>			
8800 Ridge Road			
<b>City</b>	<b>State</b>	<b>ZIP Code</b>	<b>County</b>
Ellicott City	MD	21043	Howard
<b>(H)</b>	<b>Insurance Company Name</b>	<b>Policy Number</b>	
Worker's Compensation Insurance			
<b>Identify number of above ground storage tanks at your facility</b>	11 ASTs	<b>Identify number of under ground storage tanks at your facility</b>	0 USTs

**MARYLAND DEPARTMENT OF THE ENVIRONMENT**  
**NOI for Permit No. 12-SW**

**SECTION II (continued): Facility Information**

(I) Provide the primary four-digit SIC code that best represents the principal products or activities provided by the facility, and any co-located SIC codes.

Primary SIC: <input type="text" value="DPW"/>	Co-located SICs: <input type="text"/> <input type="text"/> <input type="text"/>	Description of your primary industrial activity: Vehicle Maintenance; Fueling
(J) Latitude 39.279153N (in degrees decimal)	Longitude -76.814353W (in degrees decimal)	(K) <input type="checkbox"/> Check here if you a new discharger. If not a new discharger, provide the previous registration (e.g., 02SW1234)
(L) Total property size <input type="text" value="6"/> (in acres)	(M) <input type="checkbox"/> Check if your facility is inactive and unstaffed.	

(N) Identify the 8 digit identifier(s) and name(s) of the receiving water(s).  
 02130906 Patapsco River Lower North Branch

Identify if any of the receiving water(s) are listed as high quality (Tier 2)

Identify if any of these impairments have been identified for the receiving water(s). (Category 4a, 4b, 4c, or 5 waterbodies)	<input type="checkbox"/> Bacteria	<input type="checkbox"/> Pesticides
	<input type="checkbox"/> Biological	<input type="checkbox"/> pH
	<input type="checkbox"/> Ions	<input type="checkbox"/> Stream Modifications
	<input type="checkbox"/> Metals	<input checked="" type="checkbox"/> Sediments
	<input checked="" type="checkbox"/> Nutrients	<input type="checkbox"/> Toxics
	<input type="checkbox"/> PCBs	<input type="checkbox"/> Trash

Identify your local MS4 jurisdiction or N/A if your facility is not within an MS4:

**SECTION III: Stormwater Pollution Prevention Plan (SWPPP) and Monitoring**

The 12SW permit does require you evaluate and implement specific control measures and effluent limits. It requires you to perform quarterly visual monitoring, may include numeric limits in certain watersheds, and benchmark monitoring and reporting for specific industrial sectors. It requires you to update your SWPPP to encompass the new controls required and provide this in conjunction with your NOI, and then keep an updated SWPPP onsite.

(O) Stormwater Pollution Prevention Plan (SWPPP) Primary Contact

Name	Cynthia Brouwers	
Telephone Number	Email Address	SWPPP Provided (URL, email, etc)
410-313-6447	cbrouwers@howardcountymd.gov	http://howardcountymd.gov/BES.htm

(P) Select all the sector's benchmark and electronic reporting that apply to your operations.

- None
- Subsector C1 (Agricultural Chemicals for SIC 2873-2879)
- Subsector C2 (Industrial Inorganic Chemicals for SIC 2812-2819)
- Subsector C3 (Soaps, Detergents, Cosmetics and Perfumes for SIC 2841 - 2844)
- Subsector L1 - Landfill or Land Application Site with refuse disposal or marginal land permit
- Subsector L2 - Landfill or Land Application Site with refuse disposal or marginal land permit, except MSWLF Areas Closed in Accordance with 40 CFR 258.60
- Sector M - Automobile Salvage Yards
- Subsector N1 - Scrap Recycling and Waste Recycling Facility not Source-Separated Recycling
- Subsector U1 - Grain Mill Products (SIC 2041-2048)
- Subsector U2 - Fats and Oils Products (SIC 2074-2079)
- Sector AA - Fabricated Metal Products

# MARYLAND DEPARTMENT OF THE ENVIRONMENT

## NOI for Permit No. 12-SW

<input type="checkbox"/>	(Q) Check here if your facility is subject to the Chesapeake Bay Restoration Requirements.	
(R) If you are subject to Chesapeake Bay Restoration Requirements, provide these 3 values:		
Total impervious surface area (square feet) .....	[ ]	
Untreated impervious surface area (in square feet) .....	[ ]	
Impervious surface area subject to 20% restoration requirement (in acres)	[ ]	

### SECTION IV: Permit Fee Selection


<b>Annual Payment</b> – Select this fee structure if you prefer to pay annually. The first \$120 annual payment shall be submitted with this NOI and then paid annually by July 1 thereafter.	\$120	<input type="checkbox"/>
<b>One-Time Payment</b> – Select this fee structure if you prefer to pay one-time for the term of the permit (until December 31, 2018). Additional annual fees may apply after that time, if the permit is administratively extended. Send check for this amount with this completed NOI.	\$550	<input type="checkbox"/>
Select this if you are State or Local Government.	No Fee	<input checked="" type="checkbox"/>

### SECTION V: Certification

To be completed by a responsible corporate officer, proprietor, general partner, principal executive officer, or ranking elected official or their duly authorized representative, as detailed in Part II.C of the permit.

The permit has specific control measure selection and implementation requirements. The permit has quarterly benchmark and visual monitoring requirements. The permit requires you to perform annual Comprehensive Site Compliance Evaluations, and to document the results with your SWPPP. The permit has triggers and requirements for corrective actions. You should be aware of these and other requirements by thoroughly reviewing the permit.

*"I certify under penalty of law that this document and all attachments were prepared under my direction or supervision in accordance with a system designed to assure that qualified personnel properly gather and evaluate the information submitted. Based on my inquiry of the person or persons who manage the system, or those persons directly responsible for gathering the information, the information submitted is, to the best of my knowledge and belief, true, accurate, and complete. I am aware that there are significant penalties for submitting false information, including the possibility of fine and imprisonment for knowing violations."*

Signature/Certifier	Date
	6/26/14
Signatory Name/Title: Typed or Printed	Telephone Number
Mark DeLuca, Deputy Director, Dept of Public Works and Chief, Bureau of Environmental Services	(410) 313-4414

NOI Preparer (Complete if NOI was prepared by someone other than the certifier)

Prepared by: \_\_\_\_\_

Telephone Number	Email Address

Submit completed form along with FEE (payable to Maryland Department of the Environment) to:  
 Maryland Department of the Environment, P.O. Box 2057, Baltimore, MD 21203-2057

For MDE use only:	Facility #	Receipt #	Date:
PCA 13710	Comp Object 5707	Suffix 406	

**MARYLAND DEPARTMENT OF THE ENVIRONMENT**  
**NOI for Permit No. 12-SW, NPDES PERMIT NO. MDR0000**  
**FORM INSTRUCTIONS**

---

**WHO MUST FILE**

The operator of a facility that is requesting to discharge stormwater from industrial facilities must submit a Notice of Intent (NOI) to obtain coverage under the National Pollutant Discharge Elimination System (NPDES) General Discharge Permit No. 12-SW. If you have a question about whether you need this permit or any NPDES permit, contact the Maryland Department of the Environment (MDE), Wastewater Permits Program, at 410-537-3323.

Submission of this NOI constitutes notice that the party identified in Section I of this form intends to be authorized by a State/ NPDES permit issued for stormwater discharges from industrial facilities identified in Section II of this form. Authorization to discharge begins upon notification of registration by MDE. The permit is available using this link [http://bit.ly/MDE\\_industrial\\_stormwater](http://bit.ly/MDE_industrial_stormwater) or via MDE's website.

**SECTION I: Owner/Operator Information**

- (A) Provide the legal name of the person, firm, public organization, or other entity that operates the industrial facility described in Section II of this application. An operator of a facility is a legal entity that controls the operation of the facility.
- (B) Provide the name of the Primary Contact; title of Primary Contact; Primary Contact phone number; Primary Contact e-mail address.
- (C) Provide the primary facility contact mailing address; city; state; zip. All correspondence will be sent to this address.
- (D) Provide the IRS Employer Identification Number (EIN).
- (E) Identify whether the owner/operator is private, federal or state/local government.

**SECTION II: Facility Information**

- (F) Provide the name of facility – enter "same" if the name does not differ from the information in Section I(A).
- (G) Provide the physical address; city; state; zip – enter "same" if the address does not differ from the information in Section I(C); Provide the County where the facility is located. If this is a contiguous system spanning multiple counties or cities, list all counties and cities. We now request above ground storage tank information (added 2/21/14).
- (H) Provide worker's compensation insurance information for the facility identified in this section of the application.
- (I) Provide the primary and any co-located four-digit Standard Industrial Classification (SIC) code describing the facility. Also provide a short written explanation of the industrial process category (e.g., scrap recycling of automobiles). The current Department of Labor's - Occupation, Safety and Health Administration (OSHA) website (<http://www.osha.gov/pls/imis/sicsearch.html>) provides a detailed written description of SIC codes.
- (J) Provide latitude and longitude of the discharge/outfalls requesting to be permitted. To obtain coordinates, you may use a GPS to find location within your site. There are internet options that you can also use, such as Google's Tool. A step by step method can be found at this URL: <http://www.wikihow.com/Find-the-GPS-Coordinates-of-an-Address-Using-Google-Maps>. We require the coordinates be in degrees decimal. An example of this for Maryland Department of the Environment at 1800 Washington Blvd, Baltimore, MD would be latitude of 39.276027, longitude of -76.644779.
- (K) Identify if you are a new discharger, or previously covered under another permit. Identify any previously obtained NPDES permit (general or individual) for your stormwater discharges. If applicable, include the permit number. (e.g., 02SW1234 general permit or 11DP1234)

**MARYLAND DEPARTMENT OF THE ENVIRONMENT**  
**NOI for Permit No. 12-SW**

---

individual permit, where 1234 was the unique 4 digit designation for your coverage).

- (L) Provide the total property size at the address, including both the industrial and non-industrial portions of your property (e.g., 2 acres).
- (M) Indicate whether your facility is currently inactive and unstaffed (Part V.A.4 of the permit). Note that if your facility becomes inactive and unstaffed during the permit term, you must notify the Department immediately.
- (N) This section is to verify information about where the stormwater is discharged. Identify the name(s) and 8 digit identifier of the receiving stream or water (e.g., Gwynns Falls 02130905), using the Department's "FindMyWatershed" tool at this link <http://bit.ly/FindWatershed>. When using the "FindMyWatershed" tool type in your address, and then place your mouse at your discharge points and left-click to bring up the identifier and receiving water.

To verify if the receiving waters are designated as high quality waters, use the Department's "Tier 2" tools at this link [http://bit.ly/MDE\\_Tier2](http://bit.ly/MDE_Tier2) to locate your facility location and identify if the stream or catchment are categorized as Tier 2. The "Tier 2" tools have shaded areas that indicate where waters are designated as high quality or Tier 2 waters.

To verify if receiving waters are impaired (Category 4a, 4b, 4c, or 5 water bodies), use the Department's "Integrated Report Water Quality Assessment Maps" at this link [http://bit.ly/MDE\\_Impairments](http://bit.ly/MDE_Impairments) and review each of the impairments provided on that website (bacteria, biological, ions, metals, nutrients, PCBs, pesticides, pH, stream modifications, sediments, toxics or trash) for your facility location. When looking at each of the maps (i.e. Bacteria), you can use the Legend Button on the upper right side of the map to identify what each color or shading means. If the stream or receiving water which receives your stormwater is listed as impaired, indicate this impairment on the NOI. An alternative method is provided through Maryland's Searchable Integrated Report Database available at [http://bit.ly/MDE\\_SearchableReport](http://bit.ly/MDE_SearchableReport).

If your facility discharges to a municipal storm sewer system (MS4), you are required to contact the jurisdiction. Local storm sewer systems under NPDES permits are listed at: [http://bit.ly/MDE\\_MS4](http://bit.ly/MDE_MS4). If you are uncertain of the MS4 operator, contact your local government department of public works for that information.

**SECTION III: Stormwater Pollution Prevention Plan (SWPPP) and Monitoring**

- (O) Indicate here the main contact for the SWPPP. Also, indicate how you are providing your SWPPP to the Department, either online with appropriate URL (provide your URL in the space on the form), by email, or other methods provided in the permit. Identify the name, telephone number, and email address of the person who will serve as a contact for the Department on issues related to stormwater management at your facility. This person should be able to answer questions related to stormwater discharges, the SWPPP and other issues related to stormwater permit coverage, or have immediate access to individuals with that knowledge.
- (P) Determine which industrial sectors apply to your operations by first identifying your industrial sectors in Appendix A, and then reviewing Appendix D for applicable benchmark requirements. Verify from this list which ones apply to your facility. If these apply to your facility you will need to apply for access to NetDMR, and begin monitoring (Part V.B of the permit).
- (Q) Confirm if your facility is subject to the Chesapeake Bay Restoration Requirements (see below). You must comply with the Chesapeake Bay Restoration Requirements (Part III.A of the permit) if you meet ALL of these criteria: your facility is within the Chesapeake Bay Watershed; your facility is 5 acres or greater in size; any portion of your facility is located

**MARYLAND DEPARTMENT OF THE ENVIRONMENT**  
**NOI for Permit No. 12-SW**

---

within a Phase I or Phase II municipal separate storm sewer system (MS4) jurisdiction; and your facility is not owned by or leased from an entity that is permitted as an MS4.

**To determine if your property is in the Chesapeake Bay Watershed**, you can use the results from your assessment above or using the Department's "FindMyWatershed" tool at this link <http://bit.ly/FindWatershed>. Although most of the state is in the Chesapeake Bay Watershed, there are exceptions on the western and eastern sides of the state. The exceptions in western Maryland are those that drain to the Youghiogheny River (eight digit codes 05020201 and 05020202), including Deep Creek Lake (05020203), and areas that drain to the Casselman River (05020204). The exceptions in eastern Maryland are areas that drain to the Christina River (02130607), Isle of Wight Bay (02130103), Assawoman Bay (02130102), Newport Bay (02130105), Chincoteague Bay (02130106), or Sinepuxent Bay (02130104) and areas that drain directly to the Atlantic Ocean (02130101).

Whether you are within the MS4 jurisdiction (e.g. it is located in Frederick County) can be verified by contacting your local government or the Department if you are unsure.

Facilities owned by or leased from an entity that is permitted as an MS4 will perform restoration through the MS4 permit and are therefore not required to do additional work under this permit.

- (R) These three values are part of the calculations required in the permit, for those who are subject to the Chesapeake Bay Restoration Requirements.

Total impervious surface area in square feet is determined in the permit Part III.A.2.a.

Untreated impervious surface area in square feet is determined in the permit Part III.A.2.d.

Impervious surface area subject to 20% restoration requirement in acres is determined in the Part III.A.2.e.

#### **SECTION IV: Permit Fee**

Indicate the amount sent with this NOI form. The permit fee for stormwater discharges associated with industrial activity is \$120 per year if submitted with the NOI and then annually on July 1st thereafter. Alternatively, an upfront payment of \$550 (until December 31, 2018) would be an option with additional annual fees which may apply after that time, if the permit is administratively extended. The fee shall be submitted with the NOI. Local and State Government are exempt from the fee. The annual rate and application fee may change over time, so you are encouraged to check COMAR 26.08.04.09-1 (C) at the time of your application.

#### **SECTION V: Certification**

Signatures and Certifications are detailed in the permit Part II.C. Individuals who discharge to waters of the State without an individual State or general State/NPDES discharge permit, are in violation of the Federal Clean Water Act and of the Environment Article, Annotated Code of Maryland, and may be subject to penalties. An original signature and date is required.

A completed form will not be processed until the fee has been paid-in-full and your SWPPP has been received.

#### **HOW TO SUBMIT:**

Send the completed NOI and fee (see permit) to **Maryland Department of the Environment, P.O. Box 2057, Baltimore, MD 21203-2057** and provide the SWPPP in one of the allowed formats (Part II.A.3.b of the permit). You must ensure that the form is completely filled out and payment is enclosed, and the SWPPP follows all permit requirements and is successfully provided to the Department. Your

**MARYLAND DEPARTMENT OF THE ENVIRONMENT**  
NOI for Permit No. 12-SW

---

permit application will be handled as efficiently as possible. However, if you fail to provide us with the information we request, we will be unable to process your registration for the permit.

STATE OF MARYLAND  
WORKERS' COMPENSATION COMMISSION  
6 North Liberty Street  
Baltimore, MD 21201-3785

CERTIFICATE OF COMPLIANCE

STATE OF MARYLAND )  
                          ) 1a Wit.  
CITY OF BALTIMORE )

This is to certify that Howard County Government is an approved self-insurer in the State of Maryland and has acquired excess insurance covering catastrophic losses, and has deposited with the Maryland Workers' Compensation Commission security guaranteeing its payment of workers' compensation benefits in the State of Maryland. It is further certified that this information is taken from the records of the Workers' Compensation Commission of Maryland.

IN WITNESS WHEREOF, I hereunto subscribe my name and affix the seal of the Maryland Workers' Compensation Commission at Baltimore City this 15th day of June, 2000.

WORKERS' COMPENSATION COMMISSION  
OF THE STATE OF MARYLAND

By: *Diana F. Furell*  
Diana F. Furell  
Director of Self Insurance

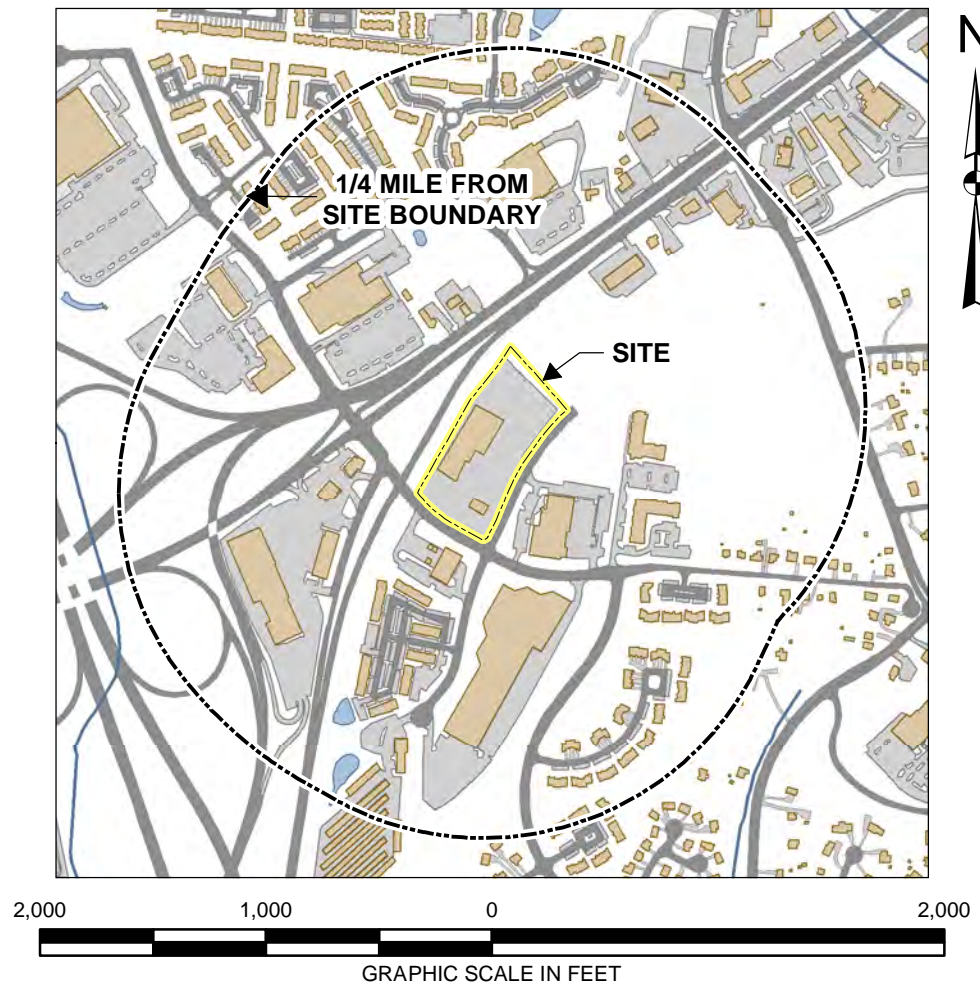
**APPENDIX C**

**POLLUTION PREVENTION TEAM**

**APPENDIX D**  
**FACILITY MAPS**

# STORMWATER POLLUTION PREVENTION PLAN HOWARD COUNTY RIDGE ROAD MAINTENANCE FACILITY

ELLICOTT CITY, MARYLAND  
MAY 2014



<u>DRAWING NO.</u>	<u>SHEET NO.</u>	<u>DRAWING TITLE</u>
TS-1	1	TITLE SHEET
A-1	2	AERIAL MAP
S-1	3	SITE MAP

J:\EA\projects\MD\HowardCounty\2014\SWPPP\MXD\RidgeRoad\_1.mxd



**EA Engineering, Science,  
and Technology, Inc.**

RIDGE ROAD MAINTENANCE FACILITY  
STORMWATER POLLUTION PREVENTION PLAN  
ELLICOTT CITY, MARYLAND

TITLE SHEET

DESIGNED BY MG	DRAWN BY JK	DATE MAY 2014	PROJECT NO. 1466543
CHECKED BY ES	PROJECT MGR. SM	DRAWING NO. TS-1	FIGURE 1



**Board of Education  
Maintenance Facility**  
8800 Ridge Rd  
Ellicott City, Maryland 21043

SITE LOCATION MAP

PROJECT MGR.  
SM

DESIGNED BY  
ATL

DRAWN BY  
ATL

CHECKED BY  
ES

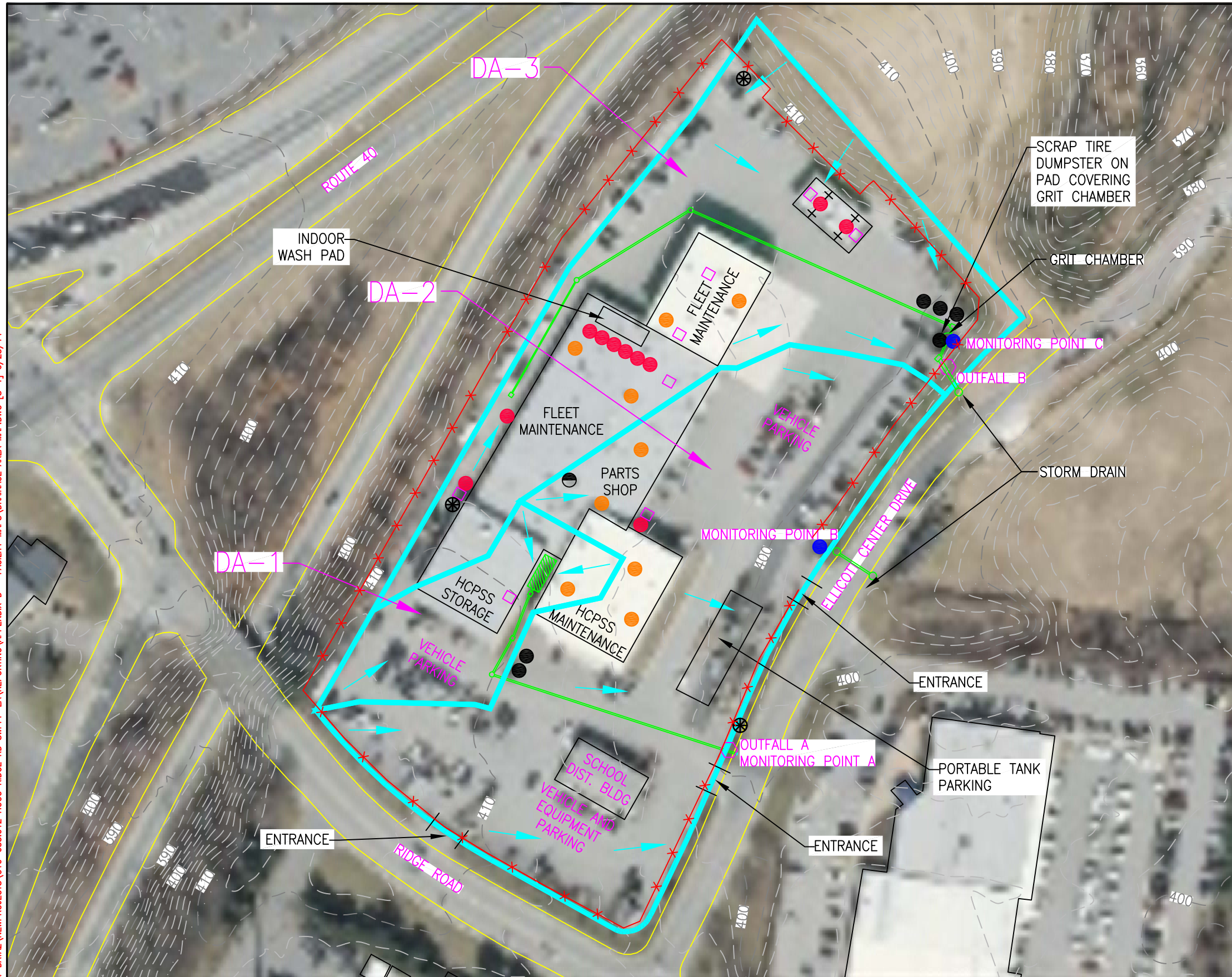
SCALE  
1" = 200'

DATE  
May 2014

PROJECT NO.  
1466543

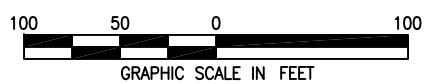
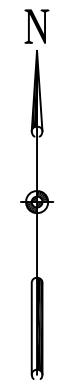
FIGURE  
1

FILE PATH: \\GEM-DATA2\NEWPROJECTS\C10-033.012 HOCO RIDGE RD SWPPP EA\REPORTING\APPENDIX D - FACILITY MAPS\DRAINAGE AREA MAP.DWG [S-1] 6/25/14



- LEGEND**
- EXISTING CONTOURS
  - EXISTING STRUCTURE
  - EXISTING ROADWAY
  - X-X-X- EXISTING FENCE
  - EXISTING STORMDRAIN
  - PROPERTY LINE

- DRAINAGE AREA BOUNDARY
- DIRECTION OF FLOW
- OUTFALL
- AST
- DRUM STORAGE
- WASTE STORAGE LOCATION
- ▨ BIO-RETENTION FACILITY
- × FUEL DISPENSERS
- SPILL KIT
- ⊗ PAD MT (TRANSFORMER)
- ⊙ OWS
- MONITORING POINT
- ▭ MOBILE FUEL TRUCK PARKING SIX 50-GALLON GASOLINE ASTs AND FOUR 100-GALLON DIESEL ASTs



RIDGE ROAD MAINTENANCE FACILITY  
STORMWATER POLLUTION PREVENTION PLAN  
ELLCOTT CITY, MARYLAND

DRAINAGE AREA MAP

DESIGNED BY REO	DRAWN BY REO	DATE MAY 2014	PROJECT NO. 14665.43
CHECKED BY ES	PROJECT MGR. SM	DRAWING NO. S-1	FIGURE 3

**APPENDIX E**

**NON-STORMWATER DISCHARGE EVALUATION**

## Non-Stormwater Discharge Evaluation Stormwater Pollution Prevention Plan

*The Maryland Department of the Environment General Discharge Permit 12-SW, Part III.C.3.d requires that a Non-Stormwater Discharge Evaluation be performed at the facility and documented, and that all non-stormwater discharges observed be eliminated.*

<b>Facility Name:</b>	Ridge Road Shop
<b>Location:</b>	8800 Ridge Road, Ellicott City, MD
<b>Date:</b>	5/6/14
<b>Individual(s) performing the evaluation</b> <i>(include title and company):</i>	Erin Saul (Chesapeake Environmental Management) Dan Danko (Chesapeake Environmental Management) Cynthia Brouwers (Howard County BES)
<b>Description of Evaluation Criteria:</b>	Assessors reviewed site plans and confirmed drainage areas. Assessors walked throughout the facility as well as the facility perimeter and looked for evidence of non-stormwater discharges (or wastewater) generated by the facility. Assessors looked for physical evidence of activities that would potentially generate wastewater discharges. Employee interviews were conducted to confirm observations and to determine what types of activities occur or do not occur on site (i.e., vehicle and/or equipment washing, vehicle fueling, maintenance, etc.).
<b>List of the outfalls or onsite drainage points that were directly observed during the evaluation:</b>	<b>Outfall 1.</b> Outfall A
	<b>Outfall 2.</b> Outfall B
<b>List of the non-stormwater discharges observed by the corresponding outfall or drainage point:</b>	<b>Outfall 1.</b> None
	<b>Outfall 2.</b> A fueling area is located onsite that is underneath a canopy. The canopy has two downspouts which discharge directly to the fueling pad. Two storm drains are located to the east of the fueling island.
<b>Action(s) taken to eliminate unauthorized discharges:</b>	<b>Outfall 1.</b> N/A
	<b>Outfall 2.</b> Spill kits and spill mats are located at the fueling island. Fueling occurs onsite during normal business hours. Facility personnel inspect the fueling island and address spills as they occur. The facility is scheduled to install a drainage system at the fuel canopy to divert downspout discharge to an oil-water separator in FY15. Also, the storm drains to the east of the fueling island divert flow to a holding tank/grit chamber, which is designed to reduce the amount of discharge flow leaving the site.

**APPENDIX F**

**STORMWATER MANAGEMENT FACILITY INSPECTION AND  
MAINTENANCE PROCEDURE**

## Storm Water Management Facility Inspection And Maintenance Procedures (2012)

### 1) Regulatory Requirements

- a) Inspection and maintenance of stormwater management facilities is a requirement of Howard County Code, State law, and the County's NPDES permit, and in most cases an executed maintenance agreement between the owner of the facility, or its successors, and the County. All require that facilities be inspected on a triennial basis.

#### i) Howard County Code

##### Sec. 18.912. - Inspection.

- a) Inspection During Construction. The County shall make regular inspections at various stages of construction as provided in Chapter 5, stormwater management, of Volume I (Storm Drainage) of the Howard County Design Manual. Inspections shall be documented in writing by the County.

*(C.B. 13, 2010, § 1; C.B. 47, 2011, § 1)*

##### Sec. 18.914. - Maintenance.

- a) The County or property owner or both the County and the property owner, shall perform periodic maintenance as required in chapter 5, stormwater management, of volume I (storm drainage) of the Howard County Design Manual.

*(C.B. 13, 2010, § 1; C.B. 47, 2011, § 1)*

##### Sec. 18.916. - Penalties.

- a) Criminal Penalties. Any person convicted of violating a provision of this subtitle is guilty of a misdemeanor and upon conviction is subject to a fine of not more than \$5,000.00 or imprisonment not exceeding one year or both for each violation with costs imposed in the discretion of the court and not to exceed \$50,000.00. Each day that the violation continues is a separate offense.

- b) Civil Penalties. Alternatively or in addition to and concurrent with other remedies at law or equity, the Department of Public Works may enforce the provisions of this subtitle with civil penalties pursuant to the provisions of title 24, "Civil Penalties," of the Howard County Code. A violation of this subtitle is a Class A offense. Each day that a violation continues is a separate offense.

- c) Injunctive and Other Relief. In addition, the County may institute injunctive, mandamus or other appropriate legal action or proceedings for the enforcement of or to correction violations of this subtitle. Any court of competent jurisdiction may issue temporary or permanent restraining orders, injunctions or mandamus, or other appropriate forms of relief.

*(C.B. 13, 2010, § 1; C.B. 47, 2011, § 1)*

## Storm Water Management Facility Inspection And Maintenance Procedures (2012)

### ii) State Law

iii) COMAR 26.17.02.11(A) states “ Maintenance requirements established in this regulation shall be contained in all county and municipal ordinances and shall provide for inspection and maintenance. The owner shall perform or cause to be performed preventive maintenance of all completed ESD treatment practices and structural stormwater management measures to ensure proper functioning. The responsible agency of the county or municipality shall ensure preventive maintenance through inspection of all stormwater management systems. The inspection shall occur during the first year of operation and then at least once every 3 years after that”.

### iv) NPDES PERMIT

(1) Section E.1.a requires the County to “Conduct preventative maintenance inspections of all stormwater management facilities in at least a triennial basis. Documentation identifying facilities inspected, the number of maintenance inspections, follow-up inspections, and enforcement action(s) used to facilitate inspection compliance, maintenance inspection schedules, and any other relevant information shall be submitted in the County’s annual reports;”

### v) Maintenance Agreement

(1) Stormwater management facility maintenance agreements are required by the County as part of the subdivision process. These agreements typically spell out what on-going maintenance is expected of the facility owner and require the owner to give the County reasonable access to perform maintenance inspections. These agreements are recorded in the land records and are encumbent on all future owners of the facility.

b) Approximately 2,822 Facilities are in service as of July 2012 (not including ESD’s)

i) About 1,048 are maintained by Howard County – “Public” facilities

(1) Maintained by Bureau of Highways (939) or Board of Education (109)

ii) Remainder are privately owned and maintained – “Private” facilities (1,774)

iii) Separate inspection process have been established for public vs private facilities

iv) Some facilities such as ESD’s or LID’s are not included above in the “private” facility inspection program (there are over 1,600 of these)

v) Not included above are facilities constructed by the State or Federal Government. They are responsible for their own inspection and maintenance.

## 2) Record keeping

## Storm Water Management Facility Inspection And Maintenance Procedures (2012)

- a) Howard County maintains a database of all SWM facilities in the County for which the County is responsible for inspection and/or maintenance.
- b) Two approaches have been taken which will be linked to act as one large database
  - i) GIS mapping
    - (1) Existing plans have been digitized – i.e. the locations of SWM facilities (and storm drains) have been mapped into a GIS system using Intergraph Microstation.
      - (a) Basic information available from the design drawings – e.g. plan number - is captured with the mapped locations
  - ii) Inspection database
    - (1) An extensive Microsoft Access (soon to be CRM) based database has been developed to collect more comprehensive data about each facility and to track facility inspections and follow up.
      - (a) Basic descriptive information – location, type, pipe sizes, access, etc
      - (b) Inspection records
        - (i) Textual, photographic and redlines
      - (c) Repair compliance tracking for private facilities
      - (d) Estimated repair costs for public facilities
      - (e) Administrative log of actions taken for a given facility
      - (f) Routine and emergency maintenance performed by the Bureau of Highways
- c) Tracking of new facilities
  - i) In order to keep the inspection database up to date regarding new facilities, the SWMD has been included in several places in the development process including;
    - (1) Real Estate Services Division copies the SWMD when the following documents are executed
      - (a) Developer agreements with SWM facilities.
      - (b) Maintenance agreements for SWM facilities
      - (c) Release of construction bond for SWM facilities
      - (d) RESD also provides the SWMD with the Public Works agenda for the dedication of new subdivisions for County maintenance

## Storm Water Management Facility Inspection And Maintenance Procedures (2012)

### (2) Construction Inspection Division provides the following documents

(a) Notice of release of bond for new subdivisions

(b) As-built drawings of dedicated subdivisions

(i) When the first of any of the above documents is available to the SWMD a new facility record is created in the inspection database. Whatever database fields may be populated from the document are filled in as appropriate.

1. As subsequent documents are received other relevant database fields are entered.

2. Each facility is coded with the appropriate inspection cycle – e.g. A1, A2, A3, B1, B2, B3, P001, P002, etc. If the facility is not yet in service the code given is AX, PX, etc. with the “X” signifying the facility is not yet in service, but has been coded as either a County maintained or privately maintained facility.

(ii) When as as-built becomes available it is imperative that the new facility as well as other storm drains be entered into the GIS layer(s) for these facilities as well as including further information in the inspection database.

1. Either from the paper as-built drawings or the original drawings all storm drain pipes, inlets, headwalls, etc. are “digitized” into the GIS system.

2. The as-builts are copied to the “L” Drive as tif files where they are used for inspections as well as for the use in drawing inspection redlines.

### 3) Inspection process overview – Public Facilities

a) Inspections are performed on a triennial cycle

b) Field inspection includes completing paper inspection forms in the field, and taking photographs of specific parts of the facility as well as photographs of the facility and of noted problem areas.

c) Data on field forms is returned to the office for entry in the inspection database. Photo’s are downloaded from digital camera, renamed in accord with standardized naming convention and copied to appropriate location for viewing from within the database.

d) Inspection forms as well as database are available to the Bureau of Highways for their use in maintaining these facilities.

## Storm Water Management Facility Inspection And Maintenance Procedures (2012)

- i) A highlighted list of facilities of most concern is also provided to the Bureau of Highways

### 4) Inspection process overview – Private facilities

#### a) Overview

- i) Reasonable effort is made to solicit voluntary compliance with this program.
- ii) The facility owner is ultimately responsible for responding to the results of an inspection, but a local contact is solicited for coordination of deficiencies to be corrected.
- iii) Each facility is handled as an individual inspection even if there are several facilities on one site owned by one owner.
- iv) The County has been geographically divided into 36 zones or “cycles” coded as P001 through P032 (to include P003A, P004A, P007A & P009A). Each cycle, typically, represents the facilities for which to initiate inspections in any given month.

#### b) First pending inspection notification

- i) Notification of impending inspections is sent to facility owners via regular mail.
- ii) Items included in the first notification package are:
  - (1) Notification letter printed from inspection database (Exhibit “A”)
  - (2) Operation and Maintenance of BMP type (Exhibit “B”)
  - (3) Copy of relevant section of Howard County Code (Exhibit “C”)
  - (4) A request to fill out and return via stamped self addressed envelope the name, address, telephone number, e-mail, etc. of the person (local contact) who is most directly responsible for the maintenance of the facility to be inspected. (Exhibit “D”)
- iii) Notifications are generally sent out by the middle of the month preceding the month during which the inspection is scheduled to occur.

#### c) If the owner does not respond, a second notification is sent out via certified mail with return receipt the following month.

- i) The second notification package (same as first) includes the notification letter, Operation and Maintenance of BMP type, County Code, and a request to fill out and return the name, address, telephone number, e-mail, etc. of the person (local contact) who is most directly responsible for the maintenance of the facility to be inspected.

## Storm Water Management Facility Inspection And Maintenance Procedures (2012)

- d) Response by the facility owner is desired, but not necessary for the facility inspection to occur.
- e) Consultant support
  - i) Presently, all initial inspections of private facilities are performed by consultant (Charles P. Johnson & Associates) under contract to the County.
  - ii) After the initial inspection notification is sent to the facility owner, an inspection package is picked up by the consultant. An individual package is prepared for each facility. This package includes:
    - (1) The list of facilities to be inspected, electronic scanned images as well as reduced size prints of the related site plans with the facilities highlighted. The consultant is also provided a complete copy of the inspection database, updated monthly, which contains other information about the facility.
  - iii) The consultant determines their own schedule, but normally performs the inspections for a complete “P” cycle in the month following the mailing of the first inspection notification.
  - iv) Once a field inspection is completed, the consultant enters the results of the inspection directly into their copy of the inspection database. In addition, they prepare electronic redlines overlaying the scanned site plan images provided to them showing the locations of deficiencies with the facility. The digital inspection photographs they have taken are also organized and sorted by the individual facility.
  - v) Electronically, by e-mail or via office visit, the consultant transmits the updated inspection database, and redlines and digital photographs to Howard County where they are stored in a location accessible from within the database.
    - (1) Database Synchronization
      - a) On, approximately, the first Wednesday of each month CPJ will have already posted the inspection at their office in the database using Citrix. CPJ will then visit the office to upload photos and redlines.
- f) Special consideration for underground (OGS and UGS) facility inspections
  - i) OGS/UGS inspections may consist of two inspections
    - (1) A “Pre-inspection” which is primarily focused on the external structural integrity of the facility (though for UGS the internal structural integrity will most often be accessible for inspection also.) These “pre-inspections” will also be used to determine if a “pumpout” and cleaning of the facility is required.
    - (2) An “Inspection” which would be performed immediately after the facility has been pumped out and cleaned. This inspection is focused more on the structural

integrity of the facility. Unless, other information warrants it, this type of inspection is performed only when the facility's pre-inspection indicates that a pumping and cleaning is necessary. The inspection is recorded as a separate inspection record in the database.

- ii) If sediment removal is required, CPJ will rate sediment as a "3" in the inspection, so that a results letter requiring the cleaning will be properly generated by the database. If a pumpout and cleaning of the facility is required based on the preinspection then the inspector's summary field of the inspection report should include a note saying ***"All sediment, oil and water should be removed from the facility. The facility should be cleaned to allow a follow-up structural inspection."*** If a "pumpout" and cleaning of the facility is required based on the preinspection then the inspector's summary field of the inspection report should include a note saying:  
***"All sediment, oil and water should be removed from the facility. The facility should be cleaned to allow a follow-up structural inspection."***  
***"All spoils/debris from underground facilities shall be hauled to an approved Maryland Department of the Environment disposal site. Original trip tickets, with site description, will be required and shall be mailed to this office: located at 6751 Columbia Gateway Drive, Suite 514, Columbia MD 21046. Attention: John Slater"***  
***"In addition, facility owners/managers (or their contractors) are to notify Howard County's stormwater management inspection staff (410-313-5932) 48 hours prior to performing maintenance on underground facilities. A staff member, at our option, may observe the maintenance operations of the facility."***
- iii) If a "pumpout" and cleaning of the facility is required based on the preinspection then the cleaning time should be coordinated through the consultant inspector CPJ so that the CPJ staff will be available to complete the structural while the facility is clean and mostly dry.
- g) Special consideration for above ground (pond, etc.) inspections where a bathymetric survey is recommended.
  - i) For those facilities where a bathymetric survey is recommended the inspection report should include as a repair item any shrub/tree clearing that will be necessary for the field survey work to be completed in a reasonable fashion. The inspector's summary should include a note to indicate that a bathymetric survey will be conducted to determine if excess sediment has accumulated in the pond, e.g., ***"Howard County will perform a bathymetric survey of this facility to determine the volume of excess sediment which has accumulated in the facility, and to determine if the dredging and removal of the sediment is required."*** CPJ should place a note in the "Inspection Exceptions" field stating ***"CPJ recommends that a bathymetric survey be performed to determine the volume of the facility lost to excess sediment."***
  - (1) The Stormwater management Division shall then inspect the facility to determine whether the bathymetric survey is warranted and, if so, will authorize the consultant to perform the survey.

Storm Water Management Facility Inspection And Maintenance Procedures (2012)

- ii) The results of the bathymetric survey shall be recorded in the “Administrative Actions” portion of the inspection database specific to this facility.
  - iii) While Howard County intends to promptly inform the facility owner of the results of the bathymetric survey, sediment removal needed as identified from the survey, if necessary, will not be required as a repair generated from the current inspection. Instead, a note will be placed in the “Inspection Exceptions” field by Howard County as a reminder that sediment removal will be required as a repair item in the next inspection of this facility in the next triennial inspection cycle.
- h) Special considerations for inspections with portions of the facility obscured
- i) For facilities with clogged low flow orifices that preclude a full inspection of the facility the repair note should indicate “***Low flow orifice should be cleared and unclogged and returned to its original design***” As part of Howard County’s normal follow up on inspection report repair items, the County will inspect the previously uninspected portion of the pond (what was under water) and determine if the repairs made were sufficient, particularly to the low-flow device. Howard County will determine if any additional repairs are to be required immediately or deferred for completion to the next triennial inspection, placing a note in the “inspection exceptions” field as appropriate.
  - ii) Similarly, for facilities with overgrown embankments that preclude a full inspection of the facility the repair note should indicate “***Dam embankment should be cleared, stabilized and returned to its original design***” As part of Howard County’s normal follow up on inspection report repair items, the County will inspect the previously uninspected portion of the pond (what was overgrown) and determine if the repairs made were sufficient. Howard County will determine if any additional repairs are to be required immediately or deferred to the next triennial inspection, placing a note in the “inspection exceptions” field as appropriate.
- i) Owner notification of inspection results
- i) Once the “SYNC” of inspection results (database, photo’s and redlines) are completed an inspection results package is prepared for the facility owners. This package includes (Exhibit “E”):
    - (1) “Results” letter with a text description of the facility’s deficiencies noted, if any.
      - (a) If no deficiencies are noted, the owner is so notified and no further action is required on their part.
      - (b) If deficiencies are noted, the owner is required to repair and maintain items listed in the results letter within 60 days of the date of this letter. Alternatively, if they are unable to correct these deficiencies within that time, they may request additional time for correction. The request must be: (1) in writing; and (2) received by the County within 60 days of the date of the results letter.

Storm Water Management Facility Inspection And Maintenance Procedures (2012)

- (2) Prints of all digital photographs
  - (3) Prints of redlines, with enlarged prints of sections as needed for legibility
  - (4) Operation and Maintenance for BMP type
  - (5) Howard County Code
  - (6) Contractors List
- ii) The inspection results are sent via both regular and certified mail with return receipt to both the facility owner and the local contact, if available.
- (1) In some cases, there is no response from the facility owner and no local contact provided. Under these circumstances, an effort is made to determine the resident agent for the facility owner and the results are sent to the resident agent in the same manner as they are sent to the owner.
- j) Inspection compliance tracking
- i) In an ideal situation, the owner would, repair the deficiencies noted in their inspection report or, in writing, submit a schedule for completing the same repairs. When the repairs are completed the owner would notify Howard County of the same. Howard County staff would follow-up with a final inspection and then send the owner a “100% complete” letter via regular mail indicating that the owner has repaired all the deficiencies noted in their inspection and the inspection is considered closed for this triennial cycle.
  - ii) More frequently, the owner does not respond in a timely manner, or is tardy in repairing the deficiencies of their facility. To ensure adequate compliance with the requirements of the inspection, a tracking system has been incorporated into the inspection database to capture key milestone dates. These dates include:
    - (1) Facility inspection completed
    - (2) Initial inspection results letter sent certified to owner and local contact
    - (3) Return receipt for results received by County
    - (4) Owner acknowledges receipt of results letter – verbally or in writing
    - (5) Local contact acknowledges receipt of results letter – verbally or in writing
    - (6) 100% complete letter sent to owner after deficiencies have been corrected.  
(Exhibit “F”)
  - iii) Not all deficiencies are expected to be repaired at the same time. As a result, each deficiency noted in the results letter sent to the owner is tracked for remedy separately. For each deficiency two dates are tracked.

Storm Water Management Facility Inspection And Maintenance Procedures (2012)

(1) Scheduled repair date

- (a) If the owner cannot repair the deficiency within the 60 days provided by the results letter they are required to negotiate a mutually agreeable date with the County for the completion of the repair. Extensions of this time may be given to allow the owner time to budget for a major repair, negotiate with contractors, or other reasons.
- (b) Negotiated time extensions are confirmed in writing by a “promise date” letter sent to the owner. (Exhibit “G”)

(2) Repair completed date

- (a) Completed repairs are field verified by County inspection staff

iv) **There are several points in the compliance process where a facility owner may be late in responding to the County.** A response plan for each is described below.

- (1) In general, voluntary compliance is the preferred method for repairing deficiencies noted in the facility inspection reports. Reasonable extensions of time to make the repairs will be granted as long as the facility owner is making good faith efforts in cooperating with the County to schedule and complete these repairs.
- (2) Where compliance is not achieved after reasonable efforts have been made the County may proceed to issuing a Notice of Violation, and as necessary, issuance of Civil Citations to the owner for failure to comply.

**(3) The owner is late in responding to the County when the owner does not respond to the original inspection results letter within 60 days of issuance of the letter**

- (a) If the owner or local contact is known, an effort will be made to verbally contact the owner/contact as a “courtesy call” to remind them that a response is needed.
  - (i) Typically, they will request to meet with a County representative in the field to explain to them the deficiencies needing repair.
  - (ii) A new “promise date(s)” for repair of the deficiencies is negotiated and confirmed by the County by a follow-up “promise” letter
- (b) If the owner or local contact is not known, Maryland Department of Assessment and Taxation records, available on the internet, are used to further research the owner of the property or to determine the Resident Agent, legal representative of the owner corporation in Maryland.

Storm Water Management Facility Inspection And Maintenance Procedures (2012)

- (c) If the Storm Water Management Division is unable to determine the owner, local contact, or resident agent for a facility needing repair, then the Office of Law will be contacted for assistance.
  - (i) Lisa O'Brien is the current contact in the Office of Law
- (4) The owner is late in responding to the County when the owner does respond affirmatively that they have received the "results letter" but fails to establish within 60 days of the letter a time frame for repairing the deficiencies noted in the letter.**
  - (a) An effort will be made to verbally contact the owner/contact as a "courtesy call" to remind them that a negotiated repair "promise date" is needed.
    - (i) Typically, they will request to meet with a County representative in the field to explain to them deficiencies needing repair.
  - (b) A new "promise date(s)" for repair of the deficiencies is negotiated and confirmed by the County is a follow-up "promise" letter.
- (5) The owner is late in responding to the County when the owner does respond affirmatively that they have received the "results letter" and does establish a negotiated time frame – "promise date" for repairing the deficiencies noted in the letter, but fails to notify the County by the "promise date" that the repairs have been completed.**
  - (a) An effort will be made to verbally contact the owner/contact as a "courtesy call" to remind them that a negotiated repair "promise date" has passed and to inquire if the required repairs have been completed.
    - (i) If the owner indicates that the repairs have been completed, a final field inspection will be performed by the County to confirm this.
      - 1. If all repairs are completed the County will mail a "100% complete" letter to the owner indicating that the inspection is closed for this triennial inspection cycle.
  - (b) If all the required repairs are not completed, an extension of time to complete the repairs – i.e. establishing new "promise dates" will be granted if reasonable cause exists. New "promise date(s)" for repair of the deficiencies is negotiated and confirmed by the County by a follow-up "promise" letter.
- (6) At any point in the compliance process, if the owner is not making a good faith effort to repair the deficiencies noted in the "results letter" or other related directives from the County, the County may, at its discretion, proceed to an enforcement action – Notice of Violation or Civil Citation (Exhibit "H")**

**(7) A compliance status report can be produced as needed from information in the inspection database. This report provides the information needed to determine if any given facility owner is on schedule or late in meeting their facility maintenance requirements as described above.**

**(8) Notice of Violation and Civil Citations**

- (a) Even though maintenance deficiencies may have been identified by the consultant's inspection, a new and current inspection must be conducted immediately prior to taking any enforcement action. The inspector should bring to the site the consultant's inspection report (first results letter), copies of any photographs, and the consultant's red-line drawings. The deficiencies identified in these documents shall be the basis on which the inspector determines whether maintenance has been performed. Because the results of this inspection could potentially be presented as evidence in court, it is necessary for the inspector to document site conditions with both written inspection reports and photographs.
- (b) Issuance of a Notice of Violation
  - (i) Within sixty days after an inspection results letter is sent to the owner of a private stormwater management facility, the owner is required to perform the necessary maintenance identified in the letter, or contact the Stormwater Management Division to request an extension of time for performing the maintenance. If, after sixty days, there has been no contact with the owner, either to request a follow-up inspection of completed work or to request an extension, the stormwater management facility must be inspected to determine whether the maintenance deficiencies still exists
- (c) Should the inspection reveal that all maintenance deficiencies have not been remedied, the Stormwater Management Division shall send a Notice of Violation letter to the owner or resident agent (not just a company name). This letter shall be sent both certified and regular mail. A copy of the first results letter shall be attached to the Notice of Violation letter.
- (d) Issuing a Civil Citation
  - (i) The Notice of Violation letter gives the owner 14 days from the date of the letter to either correct the deficiencies or request an extension. If, after 14 days, there has been no contact with the owner, another inspection shall be conducted. Should that inspection reveal that all maintenance deficiencies have not been remedied, the Stormwater Management Division shall write a civil citation to the owner or resident agent. The civil citation may be written anytime after the expiration of time allowed in the Notice of Violation.
  - (ii) A civil citation shall be written by the same inspector who conducts the inspection. Personal service of the civil citation on the owner or resident agent is preferred, however, if personal service is not possible, the citation may be sent by certified mail.

Storm Water Management Facility Inspection And Maintenance Procedures (2012)


(iii) All issuances of civil citations shall first be approved by the Chief,  
Stormwater Management Division

**Exhibits**

- Exhibit "A" – Notification of Inspection
- Exhibit "B" – Howard County Code
- Exhibit "C" – Operation and Maintenance of BMP
- Exhibit "D" – Local Contact Sheet
- Exhibit "E" – Results Package
- Exhibit "F" – 100% Letter
- Exhibit "G" – Promise Letter
- Exhibit "H" – Notice of Violation

**APPENDIX G**

**VEHICLE AND EQUIPMENT MAINTENANCE POLICY**

<p>Department of</p>  <p>County Administration</p>	<p><b>HOWARD COUNTY</b></p> <p><b>Policy and Procedure</b></p> <p>Title: Vehicle and Equipment Maintenance</p>	<p>Number: 300.6B</p> <p>Prepared By: Office of Central Services, County Administration Office</p> <p>Initial Release Date: April 1, 2014</p>
---	--	---

## POLICY

The Howard County Policy and Procedure Vehicle and Equipment Maintenance apply to all County employees and agents who use County vehicles and govern maintenance of County vehicles and equipment. Questions regarding any of the instructions contained in this policy and procedure should be directed to Office of Central Fleet at 410-313-2044.

Employees shall also reference Howard County Policies and Procedures Vehicle Use and Take-Home Vehicle for additional compliance related to use of County vehicles.

The Department of County Administration, Office of Central Fleet, is a service organization established to provide professional fleet management in support of County Departments. Central Fleet is responsible for the individual needs of each County Department in vehicle procurement, replacement, disposal, assignment and maintenance. Central Fleet's responsibilities include management and support activities for all motorized vehicles and equipment along with the operation and control of existing fleet maintenance facilities, personnel, fixtures, and apparatus.

Central Fleet will provide maintenance support for trailers and small motorized equipment; however, the departments using trailers and small motorized equipment retain ownership and responsibility for replacement. Central Fleet will also provide centralized supervision, budgeting, procurement, assignment, capitalization and replacement of fleet vehicles and equipment. Central Fleet will have the flexibility to respond to changes in user requirements.

All requests for exceptions or exemptions from this Policy and Procedure must be submitted in writing to the Central Fleet Administrator. Each request must contain reasons and/or justifications for the exceptions or exemptions and signed by the initiator's Department Head.

### **Compliance**

Central Fleet may issue new guidelines with the approval of the County Administrative Officer (CAO) at any time to improve the management and control of County vehicles. A notice will be sent to all directors informing them of any changes prior to the effective date to allow time for departments to comment and to assess the impact on their operations. Directors are responsible for then informing their employees of any changes and ensuring that all vehicles and equipment are used in compliance with the new guidelines. Failure to observe these guidelines or the policies and procedures may result in recommendations of disciplinary and/or legal action as deemed appropriate.

## DEFINITIONS

Accident - County vehicle makes contact with an object or person, has been damaged, or has caused damage to person or property.

Central Fleet – This agency is responsible for the acquisition, disposal, maintenance, and repair of County vehicles and equipment.

County Vehicle - A vehicle leased or owned by Howard County.

Dedicated Vehicle – A vehicle or heavy equipment that is assigned to a specific department for its exclusive use.

Director - The Appointing Authority of each Howard County Department, to include the Chief of Police, and the Chief of Fire and Rescue Services.

Non-Dedicated Vehicles - Vehicles and heavy equipment that are assigned to the Central Fleet Motor Pool and can be used temporarily by departments as needed.

Personal Use – Use of a County vehicle is only authorized for County business. Personal use of a County vehicle is a taxable fringe benefit as outlined by the Internal Revenue Service (IRS).

## RESPONSIBILITIES

### **Responsibilities of Directors:**

Ensure that all employees within their department are briefed as to their responsibilities under this policy and procedure, including proper and safe operation of County vehicles.

Take appropriate disciplinary action in response to violations of this policy and procedure.

Ensure that each bureau/office within the department has an assigned person as a point of contact for all matters relating to fleet and that person complies with requests by Central Fleet for vehicle emission test dates, vehicle recalls, vehicle preventive maintenance schedules, vehicle registration, and handling of parking/moving violations. Driver Preventive Maintenance Measures (Appendix VI).

Ensure Central Fleet is provided with the name and contact information for the point of contact.

### **Responsibilities of Supervisors having direct authority over Employees:**

Ensure that all maintenance problems are brought to the attention of the Central Fleet assigned repair facility and unsafe County vehicles are removed from operation until defects have been corrected.

Ensure every employee adheres to Howard County Policies and Procedures: Vehicle Use, Vehicle and Equipment Maintenance; and Take-Home Vehicle.

### **Responsibilities of Authorized Drivers:**

Perform periodic visual and physical checks as noted in the Driver Preventative Maintenance Measures (Appendix VI). Report all maintenance items to Central Fleet.

Ensure the vehicle has a current vehicle registration and emissions certificate. Report all discrepancies to Central Fleet.

Ensure the vehicle is kept clean, free of trash, and operational.

### **Responsibilities of Central Fleet:**

**Central Fleet shall** notify directors of vehicle emission test dates for all County vehicles assigned to their respective department. Departments have 60 days from the date on the emission notice received from the MVA to have the vehicle tested before the MVA will suspend the plates associated with the vehicle.

Central Fleet is also responsible for notifying departments of all vehicle recall notices, vehicle preventative maintenance schedule, registration, and parking/moving violations.

## **FLEET VEHICLE/EQUIPMENT RECORDS**

### **Vehicle Identification**

Central Fleet will be responsible for assigning, transferring, and/or retiring all vehicle license plates. All County vehicles will be identified and tracked using a Fixed Asset Inventory Control System (FAICS) number.

### **Marked Vehicles**

County vehicles shall be permanently marked with County decals on both front doors and the vehicle's identification number at the bottom of the driver's side door. These markings will be clearly visible on all vehicles and equipment. The Director may request an exception to this requirement by providing written justification for approval by the Chief Administrative Officer (CAO). The County Executive, appointed officials, directors and other authorized employees are eligible for vehicles that are unmarked.

### **Registration**

County Fleet will be responsible for the registration of all County vehicles and for custody of the original titles. A copy of each vehicle's registration must remain in the vehicle at all times. Registration of non-County owned vehicles is the responsibility of the owning entity (e.g., volunteer fire departments and state-owned health department vehicles). Central Fleet will be responsible for cancelling the registrations on surplus vehicles.

## **Licensing**

The County Executive, directors and other authorized employees who are assigned a vehicle are eligible for Class-A license plates for the County vehicles assigned to them. All other vehicles will be assigned Local Government (LG) license plates, except Law Enforcement and Public Safety vehicles (police, fire, and sheriff).

## **Motor Vehicle List**

Central Fleet shall maintain a current database of all County vehicles and heavy equipment. The database shall include at a minimum the vehicle description, department, bureau, and division, to which the vehicle is assigned. Central Fleet will conduct an audit of all County motor vehicles and heavy equipment owned, leased or otherwise used by the County. The audit will be sent annually to departments for review as part of the budget and replacement process.

## **Emissions Testing**

Upon notification by Central Fleet that an emissions test is due, directors are responsible for making sure the dedicated vehicle is transported to the designated emissions testing site. Departments have 60 days from the date on the emission notice to have the vehicle tested before the MVA suspends the plates associated with the vehicle.

## **VEHICLE CATEGORIES**

### **Vehicle Classes**

Vehicles and heavy equipment have been categorized into classes for clarification and management. The class for a vehicle is determined by its type, cost, weight, and/or financial source when purchased. They are further divided into subclasses for administrative and chargeback purposes:

Class 1: Fleet Assets - Automobiles and light trucks include automobiles, vans, utility vehicles, and trucks less than 3/4 ton.

Class 2: Fleet Assets - Heavy trucks includes all trucks over 3/4 ton, Class F tractors, Class G freight trailers or semi-trailers, and Class P passenger bus vehicles.

Class 3: Fleet Assets - Heavy equipment includes all other motorized rolling stock such as construction equipment, tractors, highway maintenance equipment, etc.

Class 4: Non-fleet Assets - Equipment that is purchased by the operating agency (e.g. non-motorized trailers and other rolling attachments, mowers, weed eaters, chain saws, etc.). Replacement responsibilities remain with operating departments and are determined through the County budgetary process.

## REPLACEMENTS / ACQUISITIONS

### **Replacements**

The Vehicle Replacement Program is intended to replace County vehicles on a regular basis in the most efficient and economical manner possible. Vehicle purchases will be standardized to the greatest extent possible. It is the responsibility of Central Fleet to purchase and accept the delivery of all new County vehicles.

Central Fleet is responsible for administering the County's approved replacement program to ensure that all County vehicles are promptly replaced. In situations where the estimated repair cost is judged to be excessive, the Fleet Administrator will make the final decision to replace versus repair the vehicle.

The Fleet Administrator will develop a list of County vehicles to be replaced each fiscal year. In developing the list, the Fleet Administrator will solicit and use input from departments regarding the selection of vehicles to be replaced. The Fleet Administrator will distribute the list for review/comment and will inform the departments of any subsequent changes to the list. The Report on County Vehicle Fleet will be sent to the County Council no later than February 1<sup>st</sup>.

### **Replacement Guidelines**

The Fleet Administrator shall determine the criteria for replacement of County vehicles with the concurrence of the CAO. Recommended replacement guidelines for the following vehicles and heavy equipment classes are based on a combination of economic replacement analysis and/or comparison to industry averages:

<u>Vehicle Type</u>	<u>Recommended</u>
Sedans	8 years or 125,000 miles
Law Enforcement Operations Vehicles	5 years or 100,000 miles
Law Enforcement K-9 vehicles	4 years or 100,000 miles
Compact SUVs and Crossovers	8 years or 125,000 miles
Light Trucks/Pick-Ups, Cargo Vans and Pass. Van	8 years or 125,000 miles
Full Size SUV's or Heavy Duty Pickups and Utility/Vans under 1-ton	10 years or 125,000 miles
Pickups, Dumps and Straight Trucks 1-Ton And Over	10 years or 80,000 miles
Heavy Construction Equipment	12 years or 10,000 hours
Large Grounds Maintenance Equipment	10 years or 10,000 hours

Replacement for equipment not listed will be reviewed on a case-by-case basis, based on the equipment's make, model, age, and maintenance history.

### **Acquisitions**

Acquisitions of County automobiles, small trucks, and vans shall be limited to specifications as approved by the Fleet Administrator. Specifications shall be made based on the most economical type of vehicle available in a particular model year that is most efficient for the need of the

County. Minor changes for specific vehicle requests may be approved by the Fleet Administrator based on the department's needs and budgetary considerations.

Any department that desires to upgrade a vehicle being replaced shall indicate in writing on the initial replacement list back to the Fleet Administrator. The Fleet Administrator will then evaluate the request in terms of operational requirements, overall cost and affordability, and fleet standardization. If the Fleet Administrator agrees with the request to upgrade, it will be incorporated into the replacement list.

Departments may request vehicle acquisitions only under the following conditions:

- The department requires a different type of vehicle than is currently assigned to support its mission.
- An additional vehicle or piece of heavy equipment is required to expand the fleet in order to accomplish the department's mission.

Departments may request funding for additional vehicles in their respective operating budget requests with proper justification. Funding for both the acquisition of the vehicle and the lease rate changes (including the vehicle replacement factor) shall be included in the department's operating budget.

### **Acquisition Procedures**

The following procedure shall be followed by County Departments for non-budgeted vehicle acquisitions:

Each Department will submit a request for new/additional vehicles or equipment and submit it to Central Fleet for review. Each request submitted to Central Fleet must contain the following information:

- A statement detailing the anticipated use for the vehicle.
- Listing of corresponding vehicles that will be turned in, if applicable.
- Specifications for the requested new vehicle.
- The Budget Line Item (charge account) to fund the vehicle.

The requesting department shall justify the need for the additional vehicle in the request. Central Fleet will promptly review the request and coordinate with the County's Budget office to verify that funding is available. Central Fleet will forward the request to the CAO with their recommendation for consideration and final approval.

Under no circumstances are departments authorized to contact dealerships regarding the delivery or specification of County vehicles after the vehicle has been ordered.

All vehicle acquisitions will be delivered to an assigned maintenance facility for specification inspection. New vehicle acquisitions will be assigned to a department as soon as the corresponding surplus vehicle (if any) has been turned into Central Fleet.

### **Vehicle Specifications**

Central Fleet will establish standard specifications for sedans and light trucks, and other selected vehicles and/or heavy equipment. Departments are responsible for developing specifications for specialty vehicles, non-standard equipment, and any other deviations from standardized specifications. Departments must also justify any requested changes to standardized specifications. The Fleet Administrator must approve all final specifications with input from the director.

Directors and elected officials, as approved by the CAO, shall be eligible for an executive type vehicle with specifications approved by the Fleet Administrator. All other vehicles, other than Law Enforcement vehicles, to be used by County employees shall comply with the appropriate standard specifications.

## **SURPLUS VEHICLES**

### **Guidelines**

A designated vehicle shall be declared surplus when Central Fleet in conjunction with the director responsible for the designated vehicles determines:

- The vehicle(s) and/or equipment is no longer required to accomplish the department's goals,
- The vehicle has been damaged to the point that it is not cost effective to repair, or
- The vehicle is to be replaced according to the Replacement Guidelines.

### **Procedure**

When a County vehicle has been declared surplus, Central Fleet shall determine if the County vehicle may be utilized by another department. If the surplus County vehicle may not be used by another department, then Central Fleet will initiate the necessary actions to sell the County vehicle in accordance with Howard County Government Policy and Procedure 300.3, Disposition of Surplus Property.

## **LIABILITY/INSURANCE**

### **County's Insurance Coverage**

The Risk Management Office shall maintain liability and physical damage coverage for County vehicles through a program of self-insurance.

Central Fleet shall be responsible for reporting acquisitions and disposals of County vehicles to Risk Management to update insurance coverage through the County's self-insurance program.

Agencies that procure vehicles outside of the Central Fleet system must promptly report acquisitions and disposals directly to Risk Management.

## VEHICLE USE

### **Reporting Vehicle Use and Problems**

Any person driving a County vehicle shall indicate, by an entry into the County Vehicle Utilization Mileage / Log, (Appendix II) the driver's name, date, destination, beginning and ending odometer readings of each trip, including each commute. During business use, law enforcement vehicles and other vehicles used continuously during the business day shall show beginning and ending odometer readings for each shift and for all lunch/dinner breaks. Persons authorized to use vehicles for personal use may enter 'personal' as the destination but must enter beginning and ending odometer readings for each day on the log. Logs shall be retained for three years following the last entry and may not be destroyed for three years from the last day of the fiscal year of the log date.

If the driver of a County vehicle notes any damage to the vehicle; or any other matter that suggests that the vehicle may need maintenance or repair, the driver shall promptly report the problem to Central Fleet. The matter shall be noted on the County Vehicle Utilization Mileage / Log, (Appendix II) and reported within 24 hours or the next business day. However, if the problem affects the safe operation of the vehicle, the problem shall be reported immediately to Central Fleet before the vehicle is driven any distance.

A person shall not operate a County vehicle that appears to the driver not to be safe to drive or that appears to have a mechanical problem that could further damage the vehicle, without express authorization from Central Fleet.

All accidents should be reported in accordance with the Howard County Property & Vehicle Damage Report Form, RM-2 Form, (Appendix IX).

## ACCIDENTS

### **Repair of Damaged Vehicles/Equipment**

If towing or mechanical intervention is required during normal business hours contact Central Fleet (410) 313-2044. After normal business hours, call the non-emergency number (410) 313-2200 or if there is an emergency call 911.

County vehicles and equipment will not be repaired until a claim number has been assigned by Risk Management. When immediate repair is required, a claim number may be obtained from Risk Management by email or telephone. For additional information on vehicle and equipment accident or damage reporting, refer to the Howard County Government Policy and Procedure #200.1, Risk Management Program.

## **Stolen Vehicles**

The operator of the stolen vehicle must file a stolen vehicle report to the local police agency in the jurisdiction where the theft occurred and receive a copy of the stolen vehicle report.

The stolen vehicle shall be reported to Central Fleet and Risk Management within 24 hours. If a vehicle is stolen on a weekend or holiday, the operator of the vehicle must contact Central Fleet at the 24 hour service number (410) 313-2950.

## **VEHICLE MAINTENANCE - - GENERAL**

### **Fueling Facilities**

Authorized Drivers are responsible for fueling their County vehicles and for maintaining a record of all fuel and fluids used unless such data is available from a Central Fleet automated fueling site. Central Fleet will be responsible for controlling access to all County fueling facilities.

All County owned vehicles should be fueled at County facilities unless traveling out of the County on authorized business. All County vehicles should be fueled using regular unleaded gasoline, diesel, or other alternative fuels as are recommended by the vehicle manufacturer. Each vehicle should have a fuel facilities location map in the glove box listing all authorized fueling sites.

If a vehicle has traveled outside the County and fueled at a non-County owned fueling facility, the operator must obtain a receipt showing the fuel type and gallons purchased and file a copy with Central Fleet within 48 hours of return to the County. This information is needed to track operating costs for the vehicle and for meeting all regulatory requirements for fuel tax reporting. Central Fleet will reimburse the using department at Central Fleet's current fuel cost. It is the responsibility of the using department to reimburse the employee.

### **Fuel Card Program**

Directors of each department must provide Central Fleet with a list of authorized personnel who are designated as the point of contact for all Fuel Card activities. This shall include a list of personnel who are authorized to pick up fuel cards for the department.

The office of Human Resources is responsible for providing Central Fleet with changes, or terminations on a bi-weekly basis. In addition, Central Fleet will coordinate regular audits of all fuel cards to ensure accurate information is maintained on the system. Central Fleet will work with the designated point of contact to conduct these audits.

Central Fleet will monitor the activity of all Fuel Cards. If a Fuel Card has no activity for over one year, the card will be deactivated. The Department would need to follow the procedure for requesting a new fuel card if one is needed.

Fuel Cards will not be assigned to seasonal or contingent staff.

## **New Vehicle Fuel Card**

Central Fleet shall initiate the Fuel Card Application / Change Request, (Appendix V) for the vehicle card for all new vehicles or equipment added to the County Fleet. This will be processed after the Fleet Shop Supervisors notify Central Fleet Administrative Office that the vehicles have been delivered. The Central Fleet fuel staff member will notify the Fleet Shop Supervisor that the card is ready for pick up. The Fleet Shop Supervisor will install the vehicle / equipment fuel card in the vehicle.

The vehicle fuel card is to be used exclusively for the designated vehicle. Using a vehicle fuel card for another vehicle, equipment or fuel container is a violation of this policy and procedure.

The vehicle fuel card is to remain with the designated vehicle until such time as the vehicle is permanently taken out of service. At that time a member of Central Fleet will remove and deactivate the fuel card.

## **New Driver Fuel Card**

Employees will be issued a fuel card by Central Fleet. Each employee who requires a fuel card must complete the Fuel Card Application / Change Request, (Appendix V) and submit it to Central Fleet. Employees shall be responsible to notify Central Fleet if the card is lost or stolen; if there are any changes in the employee name, agency assignment, or employment status by completing the Fuel Card Application / Change Request, (Appendix V).

Driver Fuel Cards must be picked up in person by the employee or a departmental representative authorized by the Director.

The Driver Fuel Card is to be used exclusively by the designated employee. Using a driver fuel card by another employee or to fuel any unauthorized vehicle, equipment or fuel container is a violation of this policy and procedure.

The Driver Fuel Card is to remain with the designated employee until such time as the employee transfers to a position that does not require a fuel card or terminates employment with the County. At such time, the employee is responsible for returning the Driver Fuel Card to their supervisor who should then forward the card to Central Fleet for deactivation.

## **Fuel Cards for Adjunct Agencies**

The Directors within Adjunct Agencies must provide Central Fleet with a list of authorized personnel who are designated as the point of contact for all Driver Fuel Card activities. This shall include a list of personnel who are authorized to pick up fuel cards for the department.

The Directors within Adjunct Agencies are responsible for providing Central Fleet with changes, or terminations on a bi-weekly basis. In addition, Central Fleet will coordinate regular audits of all fuel cards to ensure accurate information is maintained on the system. Central Fleet will work with the designated point of contact to conduct these audits.

### **New Vehicle Fuel Card for Adjunct Agency Vehicles**

The Adjunct Agency shall initiate the Fuel Card Application / Change Request, (Appendix V) for the vehicle card for all new vehicles or equipment which will be fueled at Howard County Facilities. The authorized representative shall complete the Fuel Card Application / Change Request, (Appendix V) and submit the form to the Central Fleet fuel staff member. Once created, the Adjunct Agency will be notified that the card is ready for pick up. The Adjunct Agency is responsible for installing the vehicle / equipment fuel card in the vehicle.

The vehicle fuel card is to be used exclusively for the designated vehicle. Using a vehicle fuel card for another vehicle, equipment or fuel container is a violation of this policy.

The vehicle fuel card is to remain with the designated vehicle until such time as the vehicle is permanently taken out of service. At that time the Adjunct Agency will remove the card and forward to Central Fleet to be deactivated.

### **New Driver Fuel Card for Adjunct Agency Employees**

Authorized Drivers of adjunct agency vehicle which are fueled at Howard County Fuel Sites will be issued a fuel card by Central Fleet. Each employee who requires a fuel card must complete the Fuel Card Application/Change Request (Appendix V) and submit it to Central Fleet. Employees shall be responsible to notify Central Fleet if the card is lost or stolen; there are any changes in the employee name, agency assignment, or employment status with the County by completing the Fuel Card Application / Change Request, (Appendix V).

Driver Fuel Cards must be picked up in person by the employee or a departmental representative authorized by the Director.

The driver fuel card is to be used exclusively by the designated employee. Using a driver fuel card by another employee or to fuel any unauthorized vehicle, equipment or fuel container is a violation of this policy.

The Driver Fuel Card is to remain with the designated employee until such time as the employee transfers to a position that does not require a fuel card or terminates employment with the Adjunct Agency. At such time, the employee is responsible for returning the Driver Fuel Card to their supervisor who should then forward the card to Central Fleet for deactivation.

### **Auxiliary Fuel Cards**

Auxiliary Fuel Cards are issued for the purpose of fueling small equipment or fuel cans. If a Department requires an Auxiliary Fuel Card, a Fuel Card Application / Change Request, (Appendix V) shall be completed and approved by the Director of the Department.

The Auxiliary Fuel Card is issued to a designated employee who is responsible for tracking the usage of fuel dispensed. The date, gallons, and use must be recorded. This information shall be retained for three (3) years by the Department and made available to Central Fleet and the internal auditors upon request.

When an Auxiliary Fuel Card is used to dispense fuel, an Auxiliary Fuel Use Form (Appendix XIV) shall be completed and forwarded to Central Fleet within 24 hours of use.

Auxiliary Fuel Cards must be picked up in person by the designated employee or a departmental representative authorized by the Director.

Using an Auxiliary Fuel Card to fuel vehicles, large equipment or large fuel tanks is a violation of this policy.

### **Duty Fuel Card for Public Safety and Law Enforcement**

Duty Fuel Cards are issued to Public Safety and Law Enforcement in the event that an officer experiences problems fueling their vehicle after hours.

Duty Fuel Cards must be picked up in person by the designated employee or a departmental representative authorized by the Director.

When a Duty Fuel Card is used, the Department shall notify Central Fleet the following business day by completing the Auxiliary Fuel Use Form (Appendix XIV). The Department shall provide the following information: the time, date, gallons, vehicle FAICS number and odometer reading. This will enable accurate recording of fuel consumed by the vehicle.

The Duty Fuel Card is issued to a designated employee who is responsible for tracking the usage of fuel dispensed. The time, date, gallons, vehicle FAICS number and odometer reading must be recorded. This information shall be retained for three (3) years by the Department and made available to Central Fleet and the internal auditors upon request.

### **Fuel Procurement**

Central Fleet will be responsible for procuring all fuel for County vehicles. Central Fleet will also be responsible for tracking fuel consumption and maintaining adequate inventories at the fueling facilities.

### **Fuel Tax Reporting**

Central Fleet will be responsible for meeting all regulatory requirements for fuel tax reporting.

### **Maintenance Facility Assignments**

Central Fleet will assign all County vehicles to a maintenance facility for repairs. The facility is the location the vehicle/equipment will be taken for maintenance. Central Fleet may assign County vehicles to other facilities should the assigned facility be unavailable.

### **Preventive Maintenance Guidelines**

All County vehicles must be under a preventive maintenance (PM) program. For non-County owned vehicles, departments can elect to include non-County owned vehicles in Central Fleet's preventive maintenance program or contract with a third party vendor; but not both. The Driver

Preventive Maintenance Measures, (Appendix VI) provides guidance to help drivers perform adequate inspections of the vehicle.

Central Fleet is responsible for scheduling and performing preventive maintenance for all County vehicles. Central Fleet will put preventative maintenance stickers on the inside upper left hand corner of the windshield stating when the next required preventative maintenance service is required. It is the responsibility of the driver to ensure that the maintenance is performed at the required intervals.

When a vehicle is due for preventive maintenance, Central Fleet will notify the using department at least one (1) week prior to the scheduled service date. If an employee is unable to make the appointment, he/she must inform Central Fleet immediately to schedule an alternative date. The user must notify Central Fleet if the vehicle is within one (1) week of the next maintenance, based on reasonable anticipated use, and has not been notified by Central Fleet.

It is essential for all operators of County vehicles to cooperate by making the necessary adjustments in their schedules so that this service can run effectively. Unreasonable missing of appointments without prior notification will result in additional service charges to user agency.

When a vehicle is overdue for inspection by more than 30 days the using agency will be charged the full maintenance charge regardless of the vehicle classification. When a vehicle is overdue for inspection by more than 30 days the fuel card will be suspended until the inspection has been completed.

Preventive Maintenance schedules by vehicle class:

- Automobiles, vans, utility vehicles and light trucks
  - Level A.....Every 5,000 miles
  - Level B.....Every 36,000 miles
  
- Heavy Trucks\*
  - Level A.....Every 5,000 miles
  - Level B (DOT).....Annually or every 25,000 miles
  
- Dump Trucks\*
  - Level A.....Every 5,000 miles or annually
  - Level B (DOT).....Annually or every 25,000 miles
  
- Heavy Equipment\*
  - Level A.....Every 250 service hours or 6 months
  - Level B (DOT).....Annually or every 25,000 miles
  
- Trailers
  - Level A.....6 months
  - Level B (DOT).....Annually

For equipment that is not listed above preventive maintenance is performed at least annually to ensure the safe condition and operability of the equipment.

\*Preventive maintenance for heavy trucks and equipment should be done according to the manufacturer's specifications at a minimum. The State of Maryland (Annotated Code of Maryland, Transportation Article. Title 23 Vehicle Laws - Inspection of Used Vehicles and Warnings for Defective Equipment, Subtitle 3. Preventive Maintenance Program), requires all trucks with a gross vehicle weight (GVW) of over 10,000 pounds to carry the appropriate required document, as follows:

- A record of the most recent inspection (at least every 25,000 miles or at least every 12 months whichever occurs first), including any maintenance or repair work performed.
- A written certification that the vehicle is maintained under a preventive maintenance plan approved by the Administration and the Automotive Safety Enforcement Division of the Maryland State Police Division.
- NOTE: For non-County owned vehicles and equipment that Central Fleet maintains, a schedule for preventive maintenance must be prepared and filed with Central Fleet.

### **Unscheduled Maintenance**

Central Fleet will be responsible for responding to all requests for unscheduled maintenance both emergency and non-emergency.

### **Unauthorized Service and Repairs**

Departments are not authorized to perform repair or perform any service to vehicles and equipment included in the Central Fleet Program except as set forth in this Policy and Procedure and/or as pre-approved by Central Fleet.

### **Operator Maintenance and Service**

Authorized drivers are responsible for performing a daily walk-around of their vehicles and heavy motorized equipment. A sample weekly walk-around inspection for automobiles and light trucks will include the following:

- Tire pressure and conditions.
- Engine inspection.
- Exterior lights.
- Interior lights.
- Windows and interior features.
- Fluid and belt.

Heavy truck operators must also perform a daily walk-around inspection and complete the Driver Vehicle Inspection Report (Appendix XVII) to include:

- General condition of power unit.
- Fluids and belts.
- In-cab condition.
- Exterior condition.
- Transmission inspection.
- Brake inspection.
- Towed unit inspection.

Supervisors are responsible for ensuring daily inspections are performed on County vehicles prior to and after they are used. If problems are found, the supervisors are responsible for submitting a Maintenance Request (Appendix XVI) to the County vehicle's assigned repair facility.

**Department personnel may perform the following general service activities on County vehicles if it has been determined by the employee's direct supervisor, Central Fleet, and the employees acknowledges that he/she has the proper training:**

- Topping fluids.
- Inflating and installing spare tires Flat tires may be changed by the employee if they choose to do so but only if the employee has the proper training and proper equipment on hand and only if the location of the tire change is on level ground, off the roadway and in a safe place for the activity.
- Replacing wiper blades.
- Replacing lights, lamps, and fuses.

Frequent occurrences of any of the above activities (e.g., replacing fuses), for the same County vehicle should result in a Central Fleet Vehicle Maintenance Request (Appendix XVI). In addition to the above, the authorized driver is responsible for the following daily and/or weekly maintenance on specialized equipment according to the manufacturer's recommendations such as:

- Greasing and lubrication of bearings, joints, fittings, etc.
- Cleaning lines, attachments, fitting, etc.
- Adjusting of air pressure, attachments, etc.
- Sharpening of blades, etc.
- Changing of attachments, etc.

The following tasks are the responsibility of the user agency:

- Building, repairing, and installing tire chains for snow removal operations.
- Changing blades, repairing and installing snow plows for snow removal.
- Installing and removing salt spreaders, greasing spreader bearings daily and cleaning spreaders as necessary and at the season's end.

- Preparing plows and salt spreaders for repainting at the end of the snow season.
- Replacing blades on snow plows, loaders, buckets, graders, etc.

### **Emergency Maintenance**

Emergency maintenance is required when a County vehicle or piece of equipment breaks down and cannot be driven or operated safely. When a County vehicle or piece of equipment breaks down during the Central Fleet shop's normal operating hours, the problem should be reported to the Central Fleet shop responsible for that County vehicle.

If the County vehicle breaks down outside of normal operating hours, on weekends or holidays, the Authorized Driver should contact Central Fleet at the 24 hour service number (410) 313-2950. If necessary, a service van or tow truck will be dispatched to pick up the disabled vehicle.

### **Non-emergency Maintenance**

Non-emergency maintenance occurs when the County vehicle requires maintenance but can still be operated safely. Maintenance must be requested in writing and submitted to the maintenance supervisor at the primary maintenance facility for scheduling of service. The maintenance supervisor will schedule the work based on the current workload at the maintenance facility and the severity of the work to be done. The requesting party will be notified within 24 hours as to when to bring the vehicle into the shop for service.

NOTE: Departments are responsible for delivering the vehicles or equipment to the shop for non-emergency servicing and for picking up the vehicle/equipment following servicing.

### **Record Keeping**

Central Fleet is responsible for managing all of the centralized records regarding County vehicles:

- County Vehicle Utilization / Mileage Log, (Appendix II)
- Accident Report Kit
- Fuel/Fluids Usage Records, (maintained in the Fleet Management system.)
- Central Fleet Vehicle Maintenance Request (Appendix XVI).
- Current Registration and Emissions Inspection form.

### **SMALL MOTORIZED EQUIPMENT**

All small motorized equipment (i.e. mowers, chain saws, weed eaters, etc.) will be owned by the using department. The department is responsible for purchasing, assigning, and controlling this equipment.

### **User Servicing and Maintenance**

Small motorized equipment operators will be responsible for all regular service, such as lubrication, oil changes, sharpening blades, etc., according to manufacturer's suggested

schedules. As determined by the director, operators may be authorized to perform equipment repairs based on the operator's training.

### **Central Fleet Maintenance**

Central Fleet will perform maintenance on small, motorized equipment at assigned maintenance facilities. Using departments must complete a Central Fleet Vehicle Maintenance Request (Appendix XVI) and forward it and defective equipment to the selected maintenance shop.

Central Fleet will record all small equipment maintenance labor, parts, and vendor cost on a Central Fleet Repair Order (Appendix XIII) and will charge using departments based on the total repair order cost.

### **Repair/Replacement**

If Central Fleet determines that the cost of repair will be substantial, Central Fleet will recommend to the using department that the equipment be replaced. The department makes the final repairs or replacement decisions and is responsible for purchasing the replacement equipment.

## **FUND CHARGEBACK**

### **Departmental Charges**

Central Fleet will charge each department for fleet and non-fleet related activities as defined in the Central Fleet fund chargeback system. Central Fleet will calculate charges as follows:

- Mileage based charges for use of Central Fleet pool vehicles will be calculated when the vehicle is returned and charged to the using department.
- Dedicated vehicle fixed charges for insurance (annual), depreciation, capitalization (annual), and overhead will be calculated monthly and billed to the using department.
- Mileage charges for dedicated auto/van/light truck class vehicles will be calculated and charged monthly from the mileage documents that Central Fleet receives from user departments each month.
- Repair order based maintenance charges (both fleet related and non-fleet related) will be accumulated from Central Fleet Repair Order (Appendix XIII) and charged monthly to the using department.
- Fuel charges will be accumulated from Auxiliary Fuel Use Form (Appendix XIV) or automated records and charged monthly to the using department.

Charges for operating parts (e.g. light bulbs, wiper blades, fluids, etc.) issued to using departments from Central Fleet storehouses will be accumulated and charged monthly.

The bold appendixes are included in this policy and procedure.


- I. County Driver's Vehicle Use Form
- II. County Vehicle Utilization / Mileage Log**
- III. Personal Vehicle Mileage Reimbursement Log
- IV. Central Fleet Motor Pool – Vehicle Request –Vehicle Return Instructions
- V. Fuel Card Application / Change Request**
- VI. Driver Preventive Maintenance Measures**
- VII. Vehicle & Equipment Accident Reporting Procedure
- VIII. On-The-Scene Vehicle/Equipment Accident Report Form
- IX. Howard County Property & Vehicle Damage Report Form**
- X. Take-Home Vehicle Authorization Request
- XI. Assigned Take-Home Vehicle Data Sheet
- XII. Employee Interlock Exclusion Letter and Agreement
- XIII. Central Fleet Repair Order**
- XIV. Auxiliary Fuel Use Form**
- XV. Heavy Truck Operator's Daily Inspection**
- XVI. Maintenance Request Form**
- XVII. Driver Vehicle Inspection Report
- XVIII. Authorization for Out-of-State Use of County Vehicle

Related Policies:

Howard County Policy and Procedure Risk Management Program 200.1  
Howard County Policy and Procedure Vehicle and Equipment Maintenance  
Howard County Policy and Procedure Take-Home County Vehicle

Supersedes:


Howard County Central Fleet Vehicle Manual, September 2008

  
\_\_\_\_\_  
Lonnie R. Robbins  
Chief Administrative Officer

4/3/14  
\_\_\_\_\_  
Date

**CERTIFICATION**

“This Vehicle and Equipment Maintenance Policy and Procedure are not subject to the provision of the Howard County Administrative Procedures Act.”

  
\_\_\_\_\_  
Margaret Ann Nolan  
County Solicitor

April 1, 2014  
\_\_\_\_\_  
Date

**APPENDIX H**

**HOWARD COUNTY SPILL RESPONSE AND NOTIFICATION SOP**

Howard County  
Standard Operating Procedure



**Subject:** Spill Response and Notification Procedure

**SOP No.:** BES-ENV-001

**Revision No.:** Initial

**Issued:**

5/30/14

**Effective:**

5/30/14

**Approved:**

A handwritten signature in blue ink, appearing to read "Michael W. Pucan".

**Purpose:**

To ensure that Howard County personnel understand how to properly respond to a release of oil and/or hazardous material and that the necessary federal and state notifications occur in order to maintain regulatory compliance.

**Applicability:**

This procedure applies to all Howard County staff in the event of a spill or leak.

**Responsibility:**

The Howard County Department of Public Works Bureau of Environmental Services (BES) shall be responsible for providing guidance to facility personnel regarding spill response and will coordinate all federal, state and local notifications and reporting in accordance with this SOP.

All Howard County staff who discover or observe a spill or leak must immediately report the spill to the designated responder and address it in accordance with their level of training.

**Procedure:**

**MINOR DISCHARGE**

1. Upon discovery of a spill/leak, personnel must report the spill immediately to the Superintendent or their designee.
  - A. If the spill/leak occurs outside normal business hours call 410-313-2929.
2. At the direction of the Superintendent and **only if safe to do so**, identify the source of the spill/leak and attempt to prevent the spill/leak from reaching soil and/or Maryland waters of the State.
  - A. Clean up the spilled material with appropriate spill response equipment.
    - i. Materials may include but are not limited to stay dry, absorbent pads or mats, or booms.
    - ii. Once allowed to absorb, materials must be collected within the used absorbent drum.
  - B. Dispose of materials in a properly labeled container.
    - i. Container may be located in an approved Satellite Accumulation Area within the Facility.
    - ii. Disposal container may be taken directly to the Main Accumulation Area.
      - a. Label the container with the accumulation start date.
3. The Superintendent or their designee will complete and submit the DISCHARGE NOTIFICATION FORM (Appendix A) to the BES and it will be retained in both BES and facility files.
4. No further reporting is necessary.

**MAJOR DISCHARGE**

1. Immediately evacuate the area and notify the Superintendent or their designee.
  - A. Call 911 for medical assistance or to alert the Howard County Fire Department or Police Department.

- B. Contact the appropriate emergency responders from the list provided in Appendix A.
  - C. Notify Maryland Department of Environment (MDE) Emergency Response Division within two hours of the release.
    - i. The MDE Emergency Response Division can be reached at 1-866-633-4686 (24 hour reporting) or 410-537-3975.
    - ii. The notification will include:
      - a. The exact address, location and phone number of the facility
      - b. The date and time of the release
      - c. The type of material released
      - d. Estimates of the total quantity released
      - e. The source and exact location of the release
      - f. A description of all affected media
      - g. The cause of the release
      - h. Any damages or injuries caused by the release
      - i. Actions being taken to stop, remove, and mitigate the area impacted by the release
      - j. Whether an evacuation may be needed
      - k. The names of individuals and/or organizations who have been contacted to assist in the cleanup
      - l. Whether or not assistance is required
      - m. The name, address, and telephone number of the person making the report
      - n. Other information as requested.
    - iii. The Superintendent will complete an MDE Spill Incident Report Form (included as Appendix B) and submit to MDE within 10 working days of the completion of removal/clean-up work. BES will be copied on the transmission.
2. If oil is discharged to Waters of the State, notify the National Response Center National Response Center (NRC) immediately.
- i. A harmful quantity of oil is one which causes a visible sheen or leaves sludge or emulsion beneath the surface.
  - ii. The NRC can be reached at 1-800-438-2474.
  - iii. Report will include:
    - a. Name, organization and telephone number
    - b. Name and address of the responsible party
    - c. Date, time, location of the incident
    - d. Source, cause, type and amount of discharge
    - e. Danger or threat posed/number of injuries
    - f. Weather at the time of the incident
    - g. Other information requested.
  - iv. The Superintendent will complete the DISCHARGE NOTIFICATION FORM (Appendix A) and will submit to BES.
3. If the facility is subject to the Spill Prevention, Control, and Countermeasures Rule (SPCC), in addition to the notification requirements under 1 & 2 above, the facility must also notify US EPA and the NRC if the following occur.
- i. Discharges of more than 1,000 gallons of oil in a single discharge or
  - ii. More than 42 gallons of oil in each of two discharge events in a 12-month period.
  - iii. The EPA Region 3 Administrator can be reached at 1-800-438-2474. The NRC can be reached at 1-800-424-8802.
  - iv. The report should be made within 60 days of the discharge and include:
    - a. Name and location of the facility
    - b. Owner/Operator name
    - c. Maximum storage/handling capacity of the facility and normal daily throughput
    - d. Corrective actions and countermeasures taken
    - e. Description of the facility included maps
    - f. Cause of the discharge and failure analysis

- g. Additional measures taken or planned to minimize reoccurrence
- h. Any other information required.
- v. Further guidance relative to the reporting under the SPCC Rule can be found in the facility SPCC Plan if applicable.

#### **RECORDKEEPING**

1. Notifications submitted to the BES shall be retained in facility files for at least five years.
2. Any documentation submitted to an external agency (EPA, MDE, NRC, or Local Governments) shall also be retained in facility files for at least five years.
3. Record logs for spills and leaks should be updated in the facility Stormwater Pollution Prevention Plan and/or Spill Prevention Control and Countermeasures Plans.

#### **TRAINING**

1. The BES shall conduct annual Spill Response and Notification training for all applicable Howard County staff who engage in activities that involve hazardous materials. Training shall include the following:
  - A. Spill response,
  - B. Documentation procedures,
  - C. Personal protective equipment, and
  - D. General education on various types of hazardous materials.
2. The BES shall maintain documentation of spill response training for all employees for at least five years.

#### **PERSONNEL PROTECTIVE EQUIPMENT (PPE)**

1. Certain types of PPE, such as gloves, protective clothing, and eyewear may be needed during spill response activities. Consult your supervisor for proper equipment.

#### **Definitions:**

**Discharge** – Includes, but is not limited to, any spilling, leaking, pumping, pouring, emitting, emptying, dumping, addition of, or introduction of any pollutant into waters of the State, or the placing of any pollutant in a location where it is likely to pollute.

**Hazardous Substance** – As defined by EPA, any material that poses a threat to human health and/or the environment. Hazardous substances are typically toxic, corrosive, ignitable, explosive, or chemically reactive.

**Major Discharge** – Discharge that cannot be safely controlled or cleaned up by facility personnel and is reportable. Major discharges are large enough to spread beyond the immediate discharge area, reach nearby water, soil, or sanitary sewers, require special clean up equipment or training, pose a hazard to human health or safety or present a risk of fire or explosion. Reportable quantities for chemicals other than petroleum may be found in 40 CFR 302.4. Discharges which reach the sanitary sewer are considered major.

**Minor Discharge** – Discharge that poses no significant harm or threat to human health and safety or to the environment. Minor discharges are small enough to be easily stopped and contained, do not reach nearby waters or soils, are localized at the source, present little risk to human health or safety and present little risk of fire or explosion.

**Navigable Waters** – The waters of the U.S. including all waters currently used, were used in the past or may be used in interstate or foreign commerce; all waters subject to the ebb and flow of the tide; interstate waters and wetlands; intrastate lakes, rivers, streams, intermittent streams, sandflats, mudflats, tributaries of such waters and wetlands.

**Oil** – Oil of any kind or in any form, including, but not limited to, petroleum, fuel oil, sludge, oil refuse, and oil mixed with wastes other than dredged spoil.

**Pollutant** – Any waste or wastewater that is discharged from a sewage system, from an industrial source, or any other liquid, gaseous, solid, or other substances which will or may cause pollution to waters of the State. Examples of pollutants include salt, salt brine, magnesium chloride, sewage/septic etc.

**Reportable Discharge** – Any discharge which meets any of the following: (a) Discharge of oil which reaches Waters of the State must be reported to MDE; (b) Discharges of more than 1,000 gallons of oil in a single discharge or more than 42 gallons of oil in each of two discharge events in a 12-month period must be reported to the USEPA and NRC;

**Spill** – For the purposes of this procedure, a release of any pollutant to the environment.

**Waters of the State** – Both surface and underground waters within the boundaries of this State subject to its jurisdiction, including that part of the Atlantic Ocean within the boundaries of this State, the Chesapeake Bay, and its tributaries, and all ponds, lakes, rivers, streams, tidal and non-tidal wetlands, public ditches, tax ditches and sanitary sewage. Also includes the flood plain of free-flowing waters determined by the Department of Natural Resources on the basis of the 100-year flood frequency.

**Contacts:**

Cynthia Brouwers Bureau of Environmental Services: 410-313-6447

**Appendix A**  
**Discharge Notification Form**

## DISCHARGE NOTIFICATION REPORT FORM

<b>Part A: Discharge Information</b>		
General information when reporting a spill to outside authorities:		
<b>Owner/Operator:</b> Howard County Department of Public Works 3430 Court House Dr. Ellicott City, MD (410) 313-4401	<b>Primary Contact:</b> Facility Superintendent	
Type of Material:	Discharge Date and Time:	
Quantity Released:	Discovery Date and Time:	
Quantity Released to a Water Body:	Discharge Duration:	
Location/Source:		
Actions taken to stop, remove, and mitigate impacts of the discharge:		
<b>Affected media:</b> <ul style="list-style-type: none"> <li>• Air</li> <li>• Water</li> <li>• Soil</li> </ul>	<ul style="list-style-type: none"> <li>• Storm water sewer/POTW</li> <li>• Dike/berm/oil-water separator</li> <li>• Other: _____</li> </ul>	<b>Notification person:</b> Telephone contact: Business: 24-hr:
Nature of discharges, environmental/health effects, and damages:		
Injuries, fatalities or evacuation required?		
<b>Part B: Notification Checklist</b>		
<i>Contact Name, Title, and Phone Number</i>	<i>Date and Time</i>	<i>Name of Person Receiving Call</i>
<b>All Discharges:</b>		
Cynthia Brouwers, Environmental Compliance Engineer, BES, (410) 313-6447		
<b>Major Discharge:</b>		
Howard County Police Department, 911 or (410) 313-2200		
Howard County Fire Department, 911 or (410) 313-6000		
Emergency Response Contractors Apex Companies, LLC (800) 733-2739 NCM Demolition and Remediation, LP (800) 666-0741		
Little Patuxent Water Reclamation Plant, (410) 880-5810 (if discharge reaches sanitary sewer)		
National Response Center, (800) 424-8802 (if discharge reaches navigable waters)		
Maryland Department of the Environment, (866) 633-4686		

**Appendix B**  
**MDE Spill Reporting Form**

MARYLAND DEPARTMENT of the ENVIRONMENT  
 1800 WASHINGTON BOULEVARD  
 BALTIMORE, MARYLAND. 21230  
 (410) 637-3000  
 1-800-633-6101 (within Maryland)  
 http://www.mde.state.md.us



State of Maryland  
 Department of the Environment  
 Emergency Response Division  
 1800 Washington Blvd. Suite #105  
 Baltimore, Maryland. 21230-1721



24 HOUR SPILL REPORTING  
 (Toll Free) 1-866-633-4686  
 EMERGENCY RESPONSE OFFICE  
 (410) 637-3976  
 RESPONSE OFFICE FACSIMILE  
 (410) 637-3932

PURSUANT TO THE PROVISIONS OF STATE LAW AND REGULATION; (COMAR 26.10.01.03) "A PERSON DISCHARGING OR PERMITTING THE DISCHARGE OF OIL, OR WHO EITHER ACTIVELY OR PASSIVELY PARTICIPATES IN THE DISCHARGE OR SPILLING OF OIL, EITHER FROM A LAND BASED INSTALLATION, INCLUDING VEHICLES IN TRANSIT, OR FROM ANY VESSEL SHIP OR BOAT OF ANY KIND, SHALL REPORT THE INCIDENT IMMEDIATELY TO THE ADMINISTRATION." THE REPORT OF AN OIL SPILL OR DISCHARGE SHALL BE MADE TO THE ADMINISTRATION IMMEDIATELY, BUT NOT LATER THAN TWO HOURS AFTER DETECTION OF THE SPILL." \*\*\* FIRE DEPARTMENT PERSONNEL - SEE REVERSE \*\*\*

ADC Map Coord \_\_\_\_\_ Date of spill: Mo. \_\_\_ / Day \_\_\_ / Yr. 20 \_\_\_ Time of spill: \_\_\_ : \_\_\_ : \_\_\_ Hours (24 hour clock)  
 Fire Department Report No.: \_\_\_\_\_ Police Department Report No.: \_\_\_\_\_

Location of spill - Street address: _____ _____ City / Town _____ MD County _____ Zip _____	Product Name: _____ <small>(Indicate Gasoline, Diesel, Heating Oil, Chemical Name or UN ID etc.)</small> Container Type: _____ <small>(Indicate AST, UST, Transformer, Saddle Tank, Drum etc.)</small>	Capacity of Vessel, Vehicle or Tank: _____ Gallons Amount <u>IN</u> Vessel, Vehicle or Tank: _____ Gallons Estimated <b>Amount Spilled:</b> _____ Gallons
--	---	---

Transportation Incident: _____ <small>(Indicate Type of Auto, Truck, Train, Aircraft or Watercraft etc.)</small> Fixed Facility Incident: _____ <small>(Indicate Type of Industrial, Commercial, Residential etc.)</small>	<input type="checkbox"/> Contained on Land <input type="checkbox"/> Entered Storm Drain or Ditch <input type="checkbox"/> Entered Sanitary Sewer <input type="checkbox"/> Is Below Ground <input type="checkbox"/> Entered surface waters: _____ 	Vehicle Tag Number and State: _____ DOT or ICC MC Number: _____ Hull Numbers and Name: _____
---	--	--

<b>Person(s) Responsible for Spill:</b> (Driver if Vehicle) Name: _____ Address: _____ City/State: _____ Zip: _____ Phone: _____ Drivers Lic.No. _____ State: _____	Be Sure to Complete Both Sections  Don't Forget to Sign Below	<b>Company Responsible for Spill:</b> (N/A if private citizen.) Name: _____ Address: _____ City/State: _____ Zip: _____ Phone: _____ Fed. Employer ID No. _____
--	---	--

<b>Cause of Spill:</b> <input type="checkbox"/> Motor Vehicle Accident <input type="checkbox"/> Personnel Error/Vandalism <input type="checkbox"/> Tank/Container/Pipe Leak <input type="checkbox"/> Mechanical Failure <input type="checkbox"/> Transfer Accident <input type="checkbox"/> _____	<b>Identify All Groups that Participated in Spill Mitigation :</b> <input type="checkbox"/> Responsible Party <input type="checkbox"/> MDE ERD # _____ # _____ <input type="checkbox"/> Federal : _____ <input type="checkbox"/> State : _____ <input type="checkbox"/> Local : _____ <input type="checkbox"/> Contractor: _____	<b>Materials used by You to contain/clean-up spill:</b> Sorbent Dust: _____ Bags Sorbent Pads: _____ each or bales Sorbent Booms: _____ each or bales Sorbent Sweeps: _____ each or bales Overpack Drums : _____ ea. Steel or Poly Other: _____
---	---	---

Responsible Party : Describe circumstances contributing to the spill. (Additional space on back) [Optional for FD or Gov't Personnel]

\_\_\_\_\_  
 \_\_\_\_\_

Responsible Party : Describe Containment, Removal and Clean-up operations, including disposal. (Additional space on back) [Optional for FD or Gov't Personnel]

\_\_\_\_\_  
 \_\_\_\_\_

Responsible Party : Procedures, Methods and Precautions instituted to prevent recurrence of the spill. (Additional space on back) [Optional for FD or Gov't Personnel]

\_\_\_\_\_  
 \_\_\_\_\_

THE UNDERSIGNED CERTIFIES THAT THE INFORMATION PROVIDED IS TRUE AND CORRECT TO THE BEST OF HIS OR HER KNOWLEDGE AT THE TIME THE REPORT WAS COMPLETED.

Print Name: \_\_\_\_\_ Company or Fire Department: \_\_\_\_\_  
 Address : \_\_\_\_\_ City / State / Zip \_\_\_\_\_  
 Telephone \_\_\_\_\_ Signature \_\_\_\_\_



**APPENDIX I**

**TRAINING OUTLINE AND ATTENDANCE SHEET**

# *Sample Pollution Prevention Training Outline*

## Module 1

- Purpose of SWPPP
- NPDES/SWPPP requirements
- SWPPP contents
- Hydrology and water quality basics

## Module 2

- Topic: Good Housekeeping Practices
  - Solid and hazardous waste management
  - Waste, garbage and floatable debris
  - Dust generation and vehicle tracking
- Topic: Materials Management
  - Labeling
  - Container compatibility
  - Container storage

## Module 3

- Topic: Minimize exposure
- Topic: Maintenance
  - Used oil and spent solvent management\*
  - Fueling procedures\*
  - Painting procedures\*
  - Used battery management
- Topic: Salt Storage

## Module 4

- Topic: Spill Response
  - Spill Prevention
  - Spill Handling
    - Agency Notification
    - Spill Kits/Response Equipment
    - Spill Prevention Control and Countermeasure Plan
  - Spill Documentation

## Module 5

- Topic: Stormwater Management
  - Erosion and sediment controls
  - Management of runoff
- Topic: Monitoring and Inspection Requirements
  - Effluent Limits
  - Non-stormwater discharges
  - Monitoring
  - Inspections

# RECORD OF ANNUAL STORMWATER POLLUTION PREVENTION TRAINING

Annual training will be scheduled and conducted for stormwater pollution prevention to ensure adequate understanding of this SWPPP Plan at FACILITY. The outline of the training including topics covered is attached to this record.

**Date of Training:** \_\_\_\_\_

**Instructor Name:** \_\_\_\_\_

**Subjects Covered:** \_\_\_\_\_  
\_\_\_\_\_  
\_\_\_\_\_

**Employees in Attendance:**

- |           |           |
|-----------|-----------|
| 1. _____  | 13. _____ |
| 2. _____  | 14. _____ |
| 3. _____  | 15. _____ |
| 4. _____  | 16. _____ |
| 5. _____  | 17. _____ |
| 6. _____  | 18. _____ |
| 7. _____  | 19. _____ |
| 8. _____  | 20. _____ |
| 9. _____  | 21. _____ |
| 10. _____ | 22. _____ |
| 11. _____ | 23. _____ |

**APPENDIX J**

**HOWARD COUNTY STORMWATER PROGRAM INSPECTION SCHEDULE**

### Howard County SWP3 Inspection Schedule

				Quarter 3, 2014				Q
Facility	Inspection Type	Responsibility	June	July	August	September	October	
<b>Cooksville Vehicle Maintenance Shop and Radio Tower</b>	NOI	BES	Submitted:					
	Routine Facility	Facility			X			
	Quarterly Visual	BES (Document when Sampling Event Occurs)						
	CSCE	BES						
<b>Dayton Vehicle Maintenance Shop</b>	NOI	BES	Submitted:					
	Routine Facility	Facility			Replaced by CSCE			
	Quarterly Visual	BES (Document when Sampling Event Occurs)						
	CSCE	BES		X				
<b>Mayfield Vehicle Maintenance Shop</b>	NOI	BES	Submitted:					
	Routine Facility	Facility			Replaced by CSCE			
	Quarterly Visual	BES (Document when Sampling Event Occurs)						
	CSCE	BES				X		
<b>Little Patuxent Water Reclamation Plant and Radio Tower</b>	NOI	BES	Submitted:					
	Routine Facility	Facility			X			
	Quarterly Visual	BES (Document when Sampling Event Occurs)						
	CSCE	BES					X	
<b>Recreation and Parks</b>	NOI	BES	Submitted:					
	Routine Facility	Facility			X			

### Howard County SWP3 Inspection Schedule

Facility	Inspection Type	Responsibility	June	July	August	September	October
<b>Headquarters</b>	Quarterly Visual	BES (Document when Sampling Event Occurs)					
	CSCE	BES					
<b>Ridge Road Vehicle Maintenance Shop</b>	NOI	BES	Submitted:				
	Routine Facility	Facility			X		
	Quarterly Visual	BES (Document when Sampling Event Occurs)					
	CSCE	BES					
<b>Bureau of Utilities Maintenance Shop</b>	NOI	BES	Submitted:				
	Routine Facility	Facility			X		
	Quarterly Visual	BES (Document when Sampling Event Occurs)					
	CSCE	BES					

### Howard County SWP3 Inspection Schedule

Quarter 4, 2014		Quarter 1, 2015			Quarter 2, 2015		
November	December	January	February	March	April	May	June
X			X			Replaced by CSCE	
						X	
X			X			X	
X			X			X	
Replaced by CSCE			X			X	
X			X			Replaced by CSCE	

### Howard County SWP3 Inspection Schedule

November	December	January	February	March	April	May	June
					X		
X			X			Replaced by CSCE	
						X	
X			X			Replaced by CSCE	
						X	

**APPENDIX K**

**ROUTINE FACILITY AND CSCE CHECKLIST**

SWP3 Routine Facility Inspection Form

<b>Site:</b>					
<b>Inspectors:</b>					
<b>Date:</b>					
<b>Weather:</b>					
Inspection Item	Yes/No	Observation	Recommended Corrective Action	Estimated Completion Date	Actual Completion Date
<b>Records Review</b>					
Copy of Notice of Intent and Permit on-site?					
Copy of SWPPP on site?					
Copy of SPCC on-site?					
Inspection records on site? (Routine, Quarterly Visual, Annual CSCE)					
Spill records/log on site?					
Waste records/manifests on site?					
Oil/water separator inspection and pump out records onsite?					
Corrective action records?					
<b>Effectiveness of Spill Prevention and Response Measures</b>					
Outdoor areas free of spilled material or evidence of release?					
Are storage/waste containers in good condition?					

SWP3 Routine Facility Inspection Form

Inspection Item	Yes/No	Observation	Recommended Corrective Action	Estimated Completion Date	Actual Completion Date
Storage/waste containers clearly labeled?					
Spill kits available and stocked?					
Are secondary containment units free from liquid/debris?					
<b>Inspection of Stormwater Control Measures</b>					
Material storage areas managed to prevent discharge?					
Salt storage piles/containers managed to prevent discharge?					
Areas of equipment/vehicle cleaning neat?					
Areas of equipment/vehicle maintenance neat?					
Areas of equipment/vehicle storage neat?					
Procedures identified in the SWP3 for vehicle/equipment practices in place (i.e. use of drip pans, performing work indoors, etc.)?					
Fueling areas in good condition?					
Spill/overflow protection present and in good working condition?					
Evidence of improper management of waste, garbage, or flutable debris?					
Evidence of dust generation?					

SWP3 Routine Facility Inspection Form

Inspection Item	Yes/No	Observation	Recommended Corrective Action	Estimated Completion Date	Actual Completion Date
Evidence of off-site tracking of waste materials or sediment near entrances and exits?					
Evidence of tracking or blowing of raw, final or waste materials from areas of no exposure to exposed areas?					
Evidence of non-stormwater discharges?					
Erosion and sediment controls in place and working?					
Evidence of runoff present?					
Evidence of run-on from off-site?					
<b>Inspection of BMPs and Housekeeping Effectiveness</b>					
Areas free of trash and debris?					
Waste receptacles available and intact?					
Dumpsters closed and free of leaks?					
ASTs in good condition and free of leaks?					
Waste containers properly stored?					
Hazardous waste removed within 90 days of storage in the main accumulation area?					

SWP3 Routine Facility Inspection Form

Inspection Item	Yes/No	Observation	Recommended Corrective Action	Estimated Completion Date	Actual Completion Date
BMPs being implemented and maintained as required?					
<b>Inspection of Structural Controls and Maintenance Program</b>					
Adequate drainage (no flooding)?					
Structural controls in good condition?					
Maintenance being performed on structural controls, if applicable?					
<b>Inspection of Outfalls/Drainage System</b>					
Outfalls clean and free of debris?					
Outfalls without staining or signs of contaminant release?					
Evidence of discharges to surface waters or outfalls?					
Evidence of pollutants in drainage systems?					
<b>Signatures:</b>					
<p><i>By signing this inspection record, I certify that to the best of my knowledge and observation this site is in compliance with the site Stormwater Pollution Prevention Plan and the General Discharge Permit for Discharges Associated with Industrial Activities, unless otherwise noted above.</i></p>					

SWP3 Comprehensive Site Evaluation Inspection Form

<b>Site:</b>					
<b>Inspectors:</b>					
<b>Date:</b>					
<b>Weather:</b>					
Inspection Item	Yes/No	Observation	Recommended Corrective Action	Estimated Completion Date	Actual Completion Date
<b>Records Review</b>					
Copy of Notice of Intent and Permit on-site?					
Copy of SWPPP on-site?					
Copy of SPCC on-site?					
Inspection records on site? (Routine, Quarterly Visual, Annual CSCE)					
Spill records/log on-site?					
Waste records/manifests on-site?					
Oil/water separator inspection and pump out records on-site?					
Training records on-site?					
Structural control maintenance records available?					
Corrective action records on-site?					
<b>Effectiveness of Spill Prevention and Response Measures</b>					

SWP3 Comprehensive Site Evaluation Inspection Form

Inspection Item	Yes/No	Observation	Recommended Corrective Action	Estimated Completion Date	Actual Completion Date
Outdoor areas free of spilled material or evidence of release?					
Are storage/waste containers in good condition?					
Storage/waste containers clearly labeled?					
Spill kits available and stocked?					
Are secondary containment units free from liquid/debris?					
<b>Inspection of Stormwater Control Measures</b>					
Material storage areas managed to prevent discharge?					
Salt storage piles/containers managed to prevent discharge?					
Areas of equipment/vehicle cleaning neat?					
Areas of equipment/vehicle maintenance neat?					
Areas of equipment/vehicle storage neat?					
Procedures identified in the SWP3 for vehicle/equipment practices in place (i.e. use of drip pans, performing work indoors, etc.)?					
Fueling areas in good condition?					
Spill/overflow protection present and in good working condition?					

SWP3 Comprehensive Site Evaluation Inspection Form

Inspection Item	Yes/No	Observation	Recommended Corrective Action	Estimated Completion Date	Actual Completion Date
Evidence of improper management of waste, garbage, or flutable debris?					
Evidence of dust generation?					
Evidence of off-site tracking of waste materials or sediment near entrances and exits?					
Evidence of tracking or blowing of raw, final or waste materials from areas of no exposure to exposed areas?					
Evidence of non-stormwater discharges?					
Erosion and sediment controls in place and working?					
Evidence of runoff present?					
Evidence of run-on from off-site?					
<b>Inspection of BMPs and Housekeeping Effectiveness</b>					
Areas free of trash and debris?					
Waste receptacles available and intact?					
Dumpsters closed and free of leaks?					
ASTs in good condition and free of leaks?					

SWP3 Comprehensive Site Evaluation Inspection Form

Inspection Item	Yes/No	Observation	Recommended Corrective Action	Estimated Completion Date	Actual Completion Date
Waste containers properly stored?					
Hazardous waste removed within 90 days of storage in the main accumulation area?					
BMPs being implemented and maintained as required?					
<b>Inspection of Structural Controls and Maintenance Program</b>					
Adequate drainage (no flooding)?					
Structural controls in good condition?					
Maintenance being performed on structural controls, if applicable?					
<b>Inspection of Outfalls/Drainage System</b>					
Outfalls clean and free of debris?					
Outfalls without staining or signs of contaminant release?					
Evidence of discharges to surface waters or outfalls?					
Evidence of pollutants in drainage systems?					
<b>SWPPP Document Review</b>					
Have there been changes at the facility which would require an update of the plan?					
Are the Pollution Prevention Team members up to date?					

SWP3 Comprehensive Site Evaluation Inspection Form

Inspection Item	Yes/No	Observation	Recommended Corrective Action	Estimated Completion Date	Actual Completion Date
Are all industrial activities onsite described in the plan?					
Is the map in the SWPPP up to date and reflects current locations of industrial activities and material/waste storage?					
Is modification of the SWPPP necessary at this time?					
<b>Signatures:</b>					
<p><i>Note: This inspection may be conducted in place of one of the quarterly routine facility inspections.</i></p>					

**APPENDIX L**  
**QUARTERLY VISUAL MONITORING FORM**

**Quarterly Visual Monitoring Form**  
*Fill out a separate form for each outfall sampled.*

<b>Sample Location</b>				
<b>Quarter / Year:</b>		<b>Date / Time Collected:</b>		<b>Date / Time Examined:</b>
<b>Qualifying Storm Event?</b>	Yes	No	<b>Runoff Source:</b>	Rainfall      Snowmelt
<b>Collector's Name &amp; Title</b>				
<b>Examiner's Name &amp; Title</b>				
<b>Parameter</b>	<b>Parameter Description</b>		<b>Parameter Characteristics</b>	
<b>1. Color</b>	Does the stormwater appear to have any color? <b>Yes</b> <b>No (Clear)</b>		If Yes, describe: <i>Yellow Brown Red Gray</i> <i>Other:</i>	
<b>2. Clarity</b>	Is the stormwater clear? <b>Yes</b> <b>No</b>		If not clear, which of the following best describes the clarity of the stormwater? <i>Suspended Solids Milky/Cloudy Opaque</i> <i>Other:</i>	
<b>3. Oil Sheen</b>	Can you see a rainbow effect or sheen on the water surface? <b>Yes</b> <b>No</b>		Which best describes the sheen? <i>Rainbow sheet Floating oil globules</i> <i>Other:</i>	
<b>4. Odor</b>	Does the sample have an odor? <b>Yes</b> <b>No</b>		If Yes, describe: <i>Chemical Musty Rotten Eggs</i> <i>Sewage Sour Milk Oil/Petroleum</i> <i>Other:</i>	
<b>5. Floating Solids</b>	Is there anything on the surface of the sample? <b>Yes</b> <b>No</b>		If Yes, describe: <i>Suds Oily Film Garbage</i> <i>Sewage Water Fowl Excrement</i> <i>Other:</i>	
<b>6. Suspended Solids</b>	Is there anything suspended in the sample? <b>Yes</b> <b>No</b>		Describe:	
<b>***Leave sample undisturbed for 30 minutes.***</b>				
<b>7. Settled Solids</b>	Is there anything settled on the bottom of the sample? <b>Yes</b> <b>No</b>		Describe: <i>(note type, size and material after sample is not disturbed for 30 minutes)</i>	
<b>8. Foam</b>	Does foam or material form on the top of the sample surface if you shake it? <b>Yes</b> <b>No</b>		Describe:	
<b>9. If there are any visible indicators of pollution identify (1) where the pollution may come from and (2) any corrective actions taken.</b>				

Stormwater Collector's Signature and Date:

Stormwater Examiner's Signature and Date:

*Note – Sample should be collected and analyzed in a colorless glass or plastic bottle.*

### Instructions for Completing the Visual Monitoring Form

Per PART V. INSPECTIONS, MONITORING, AND REPORTING, you must collect a stormwater sample from each outfall once each quarter for the entire permit term and conduct a visual assessment of each sample. You must follow the monitoring procedures outlined in Part V.C. These samples should be collected in such a manner that they are representative of the stormwater discharge from that outfall. Each assessment must be kept onsite with your SWPPP and available for inspection and review by the Department at anytime.

First, fill out all information on the top of the visual monitoring form. A qualifying storm event is any storm where there is a measurable discharge. Then, take a grab sample in a clear container. Evaluate the sample in a well-lit area for the following parameters:

1. **Color:** Record the best description of the sample color in the appropriate space on the form.
2. **Clarity:** This parameter refers to how cloudy the sample is. It is *usually* an indication of fewer pollutants in the water if the sample is clear or transparent. If the clarity has changed since the last sample, try to identify what might have caused this to happen.
  - **Clear** – Sample doesn't block any light; can be seen through regardless of color.
  - **Cloudy** – Sample blocks some light; objects not clear but can be identified looking through the sample.
  - **Very Cloudy** – Sample blocks most light; objects cannot be identified looking through the sample.
  - **Opaque** – Sample blocks all light; objects cannot be seen when looking through the sample.
3. **Oil Sheen:** Record whether or not an oil sheen is present. If a film of iridescent color is noted on the surface of the sample or a rainbow effect appears to be floating on the surface of the water, this usually indicates oil is present.
4. **Odor:** If sample has no odor other than natural rainwater or snowmelt, write "NO" on the visual monitoring form. Note the presence of any of the following odors if detected, such as gasoline, diesel, oil, solvents (WD-40, other petroleum products, etc.), garbage, fishy, sweet/sugary, any other unusual odors not normally present in clean runoff from the area sampled.
5. **Floating Solids:** A contaminated flow may contain solids or liquids floating on the surface. Identifying floatables can aid in finding the source of the contamination. Examples of floatables are spoiled food products, oils, plant parts, solvents, sawdust, foams and fuel. Give a general description of the type of floating solids present (wood chips, leaf debris, algae, etc) in the general comments section for each sample. Identify amount of floating solids as described below.
  - **High** – More than 20% of the surface of the sample is covered with floating solids.
  - **Moderate** – Less than 20% of the surface of the sample is covered with floating solids.
  - **Slight** – Only a few floating particles observed on the surface of the sample.
  - **None** – No floating solids present on the surface of the sample.
6. **Suspended solids:** Record whether or not suspended solids are present in the sample. Suspended solids are particles floating inside the column of water, not on top, and may contribute to changes in water color or clarity. Cracked or deteriorated concrete or peeling surface paint at an outfall usually indicates the presence of severely contaminated discharges. Contaminants causing this type of damage are usually very acidic or basic.

----- **WAIT 30 MINUTES** -----

Leave the sample undisturbed for 30 minutes to allow the water and anything in it to settle.

7. **Settled Solids:** After 30 minutes has passed, give a general description of the type of settled solids present (sand, decayed plant matter, rust particles, etc.) in the general comments section.
  8. **Foam:** After completing #7, shake the bottle gently. Record foam results on the form as they most closely match one of the descriptions listed below.
    - **None** – Most bubbles break down within ten (10) seconds of shaking; only a few large bubbles persist longer than ten (10) seconds.
    - **Moderate** – Many small bubbles are present but these bubbles persist for less than two (minutes) after shaking.
    - **High** – Many small bubbles are present and they persist longer than two (2) minutes after shaking.
  9. Detail any concerns, corrective actions taken and any other indicators of pollution present in the sample. This should include the identified source if there are visible indicators present in the sample. The person performing test must sign and date each form.
-