



Investment Report
November 30, 2018

Janet R. Irvin
Director of Finance
Department of Finance
3430 Court House Drive
Ellicott City, MD 21043

Department of Finance

Investment Report As of November 30, 2018

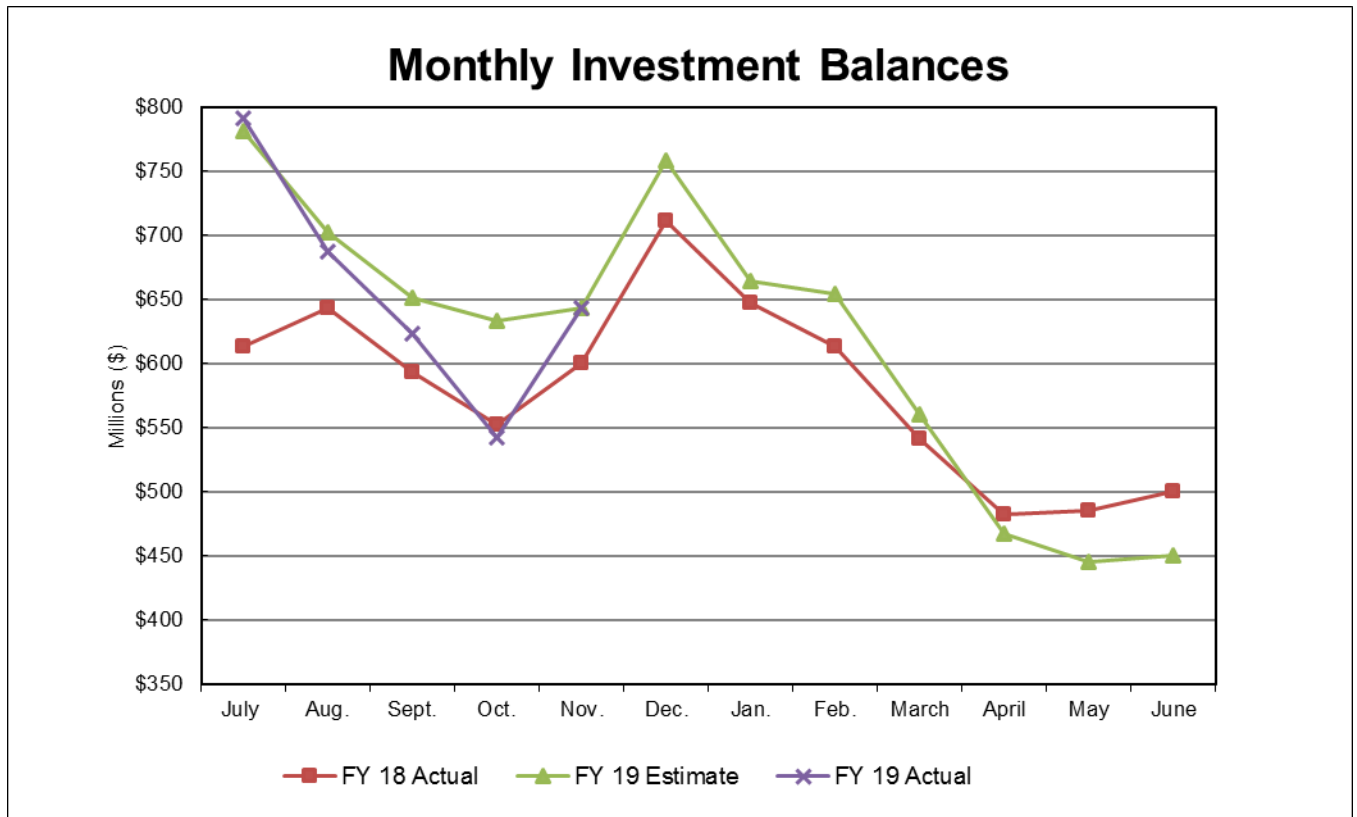
Investment Policy:

Howard County, Maryland invests public funds in a manner that will conform to all State of Maryland and County statutes governing the investment of public funds while meeting its daily cash flow demands and providing a return that most closely matches the three-month Treasury bill yield.

Summary of Portfolio Composition:

	<u>CURRENT MONTH</u>	<u>PRIOR MONTH</u>
General Fund	\$309,507,017	\$222,191,298
All Other Funds	\$333,593,636	\$319,940,620
Total Portfolio	\$643,100,653	\$542,131,917

The total portfolio balance increased by \$101.0 million from the previous month. This increase represents the normal trend as the County received its income tax distributions in November. The County did not break any investments this month and never has. The investment allocations as shown on page 4 were consistent with the County Investment Policy.

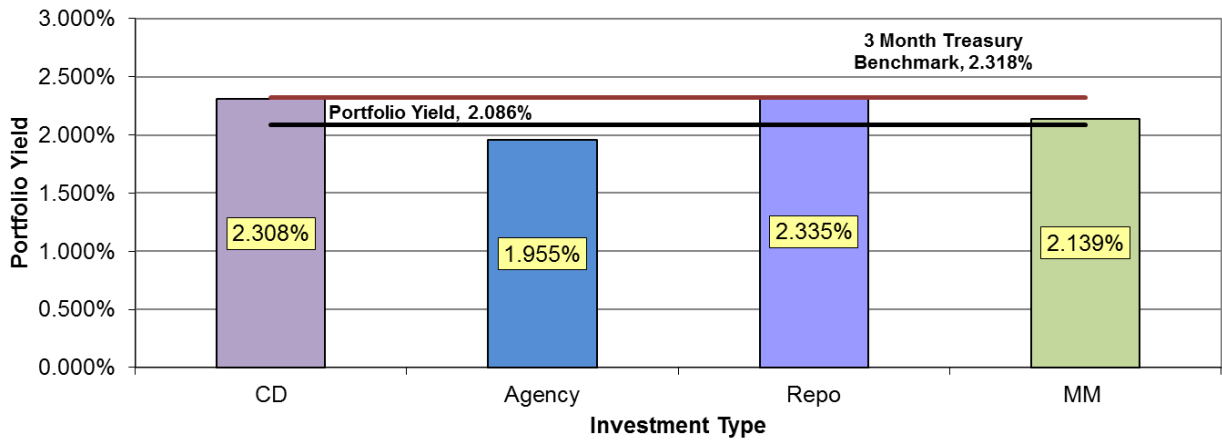


Analysis:

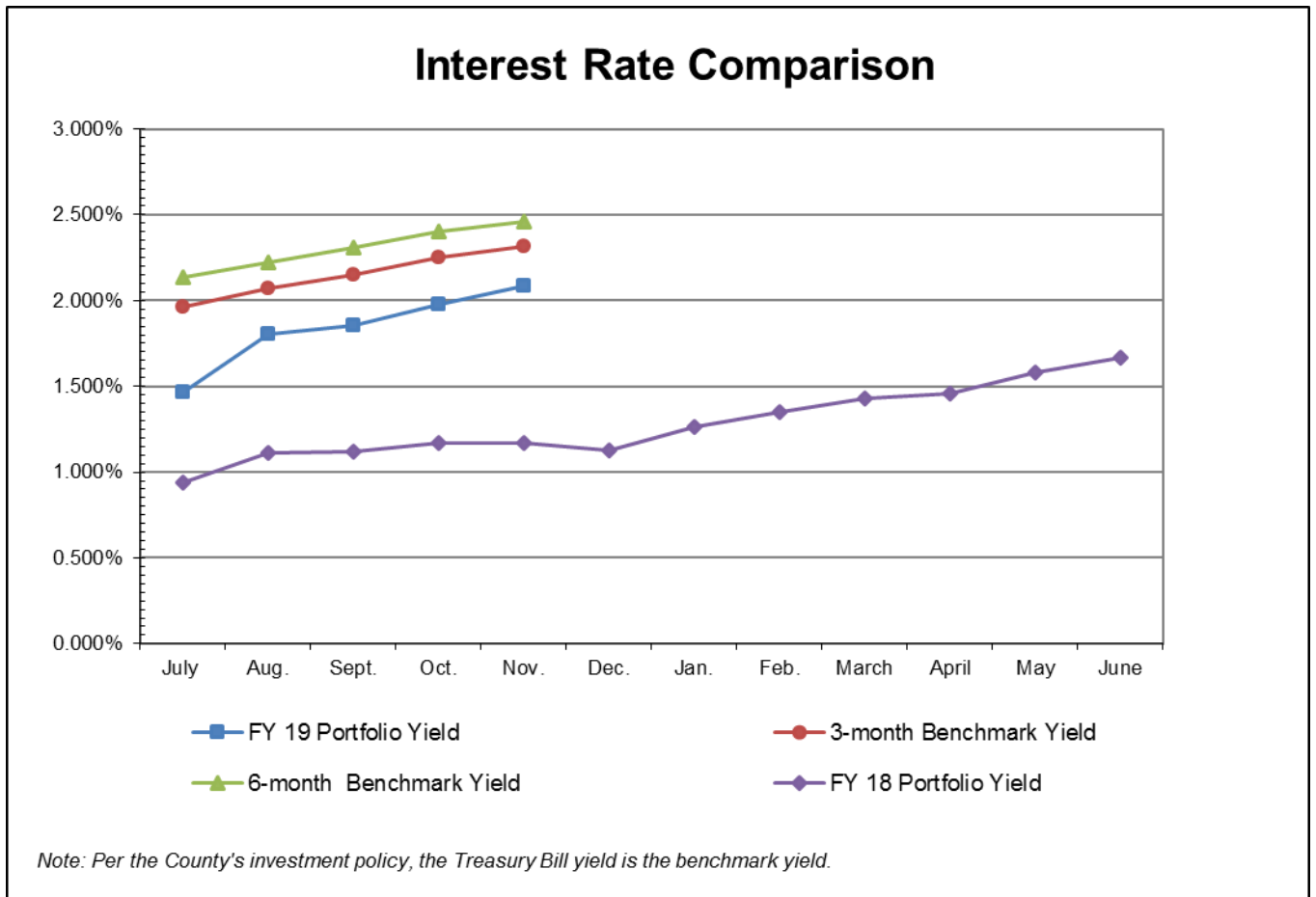
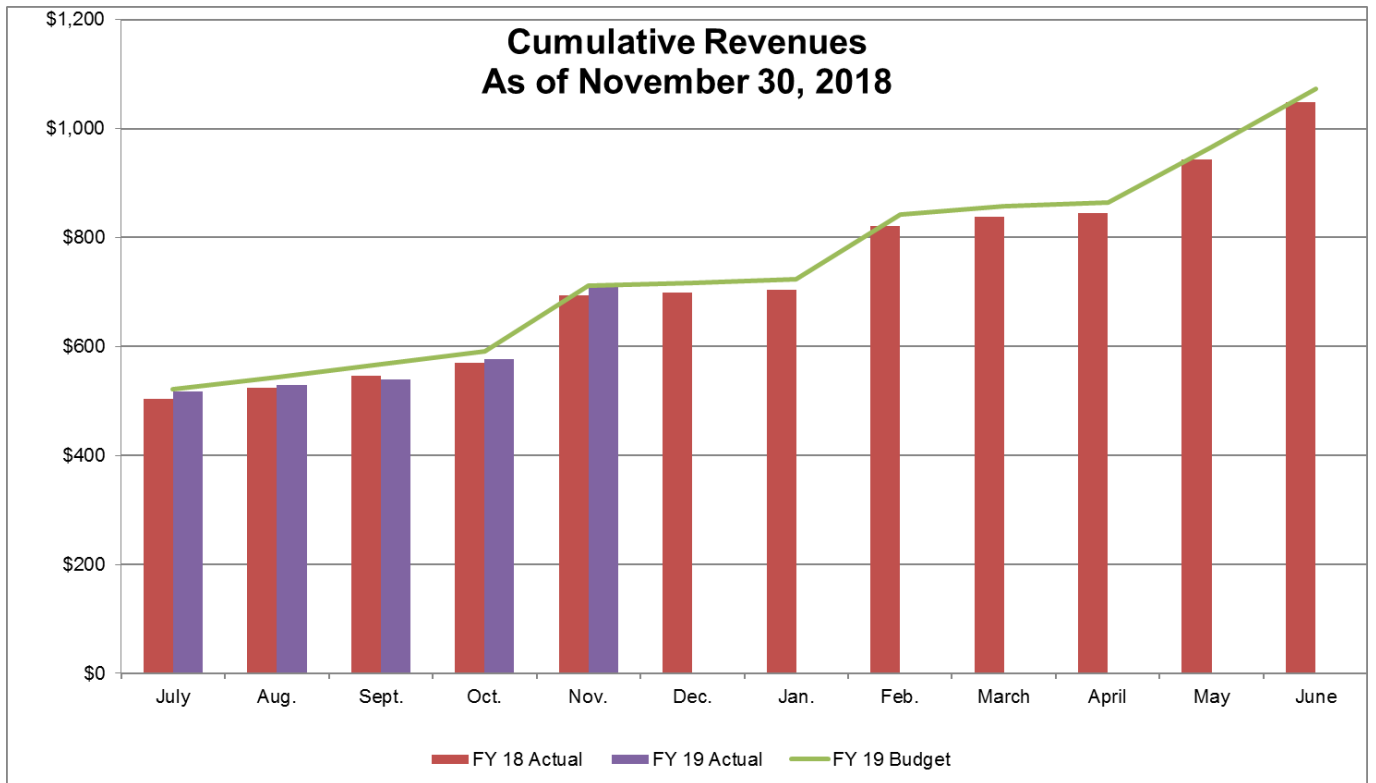
	<u>CURRENT MONTH</u>	<u>PRIOR MONTH</u>	<u>WEIGHTED AVERAGE FOR 3 MONTHS ENDING NOVEMBER 30, 2018</u>
Portfolio yield	2.086%	1.975%	1.967%
Three Month Benchmark yield	2.318%	2.253%	2.238%

As of November 30, 2018, the average weighted maturity of the portfolio was 66 days.

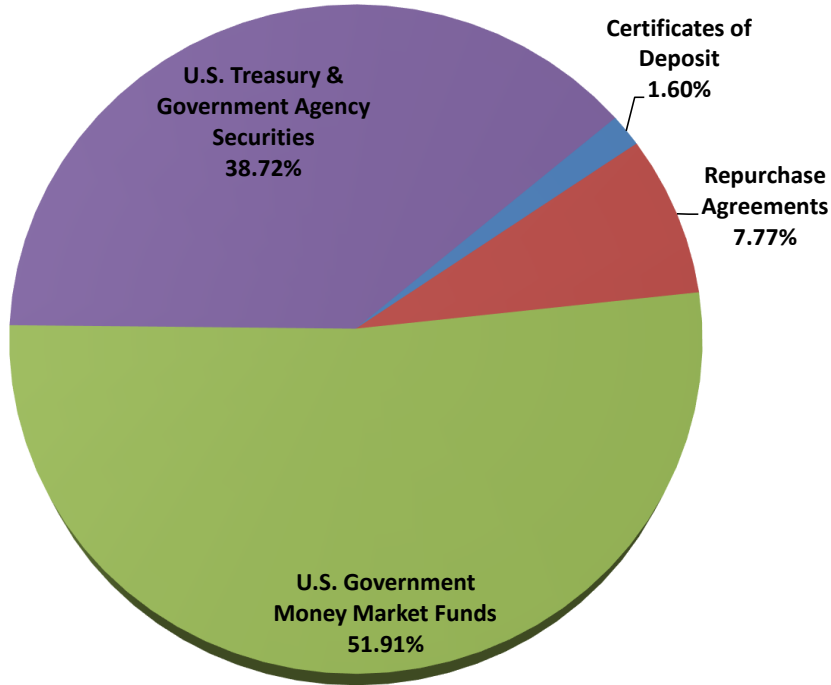
**Portfolio Yield at a Glance
November 30, 2018**



Current Market and Year-Over-Year Comparison:



Investment by Type as of November 30, 2018



See diversification schedule below

Diversification Levels for Authorized Investments

	Authorized Percentage	Actual Percentage ⁽²⁾	Actual Amount
U.S. Treasury & Government Agency Securities	90%	38.72%	249,010,000
Repurchase Agreements	90%	7.77%	50,000,000
U.S. Government Money Market Funds	60%	51.91%	333,832,947
Certificates of Deposit	5%	1.60%	10,257,706
Commercial Paper	5%	0.00%	-
		<u>100.00%</u>	<u>643,100,653</u>

Diversification Levels for Authorized Brokers

	Actual Percentage (1) & (2)	Actual Amount
Cantor Fitzgerald	11.66%	75,000,000
Columbia Bank (3)	0.78%	5,045,498
FTN Financial	7.77%	50,000,000
Harbor Bank (3)	0.02%	101,000
Jefferies	3.11%	20,000,000
Ramirez	7.77%	50,000,000
PNC Bank (3)	0.02%	111,208
Piper Jaffray	3.89%	25,000,000
Sandy Spring Bank (3)	0.78%	5,000,000
Stifel, Nicolaus & Co.	6.13%	39,425,000
UBS Financial Services	6.16%	39,585,000
MD Local Government Investment Pool (4)	44.47%	286,010,898
Federated	7.44%	47,822,049
	<u>100.00%</u>	<u>643,100,653</u>

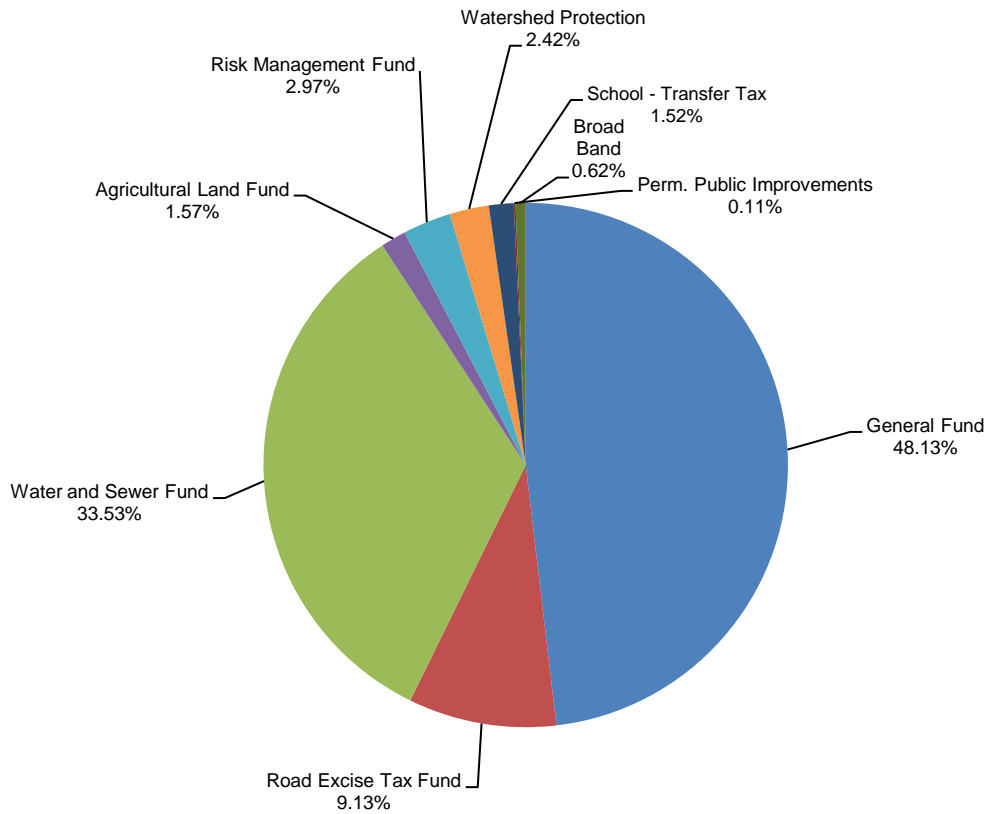
(1) Actual percentages cannot exceed 40% for any one broker or financial institution at the time of purchase.

(2) Due to rounding, percentages may not total 100%.

(3) Certificates of Deposit

(4) The authorized percentage for MLGIP was exceeded due to timing, falling below 40% the subsequent month.

**Investment by Fund
As of November 30, 2018**



	Investment Allocation As of 11/30/2018	FY 18 Interest Income* Actual	FY 19 Interest Income Budget	FY 19 Interest Income* As of 11/30/2018
General Fund	\$ 309,505,937	\$ 3,028,859	\$ 2,000,000	\$ 2,648,603
Road Excise Tax Fund	58,729,199	724,556	849,571	344,954
Water and Sewer Fund	215,637,418	1,675,862	1,425,000	990,870
Agricultural Land Fund	10,064,666	121,842	40,371	68,682
Risk Management Fund	19,119,840	176,661	20,000	121,364
Watershed Protection	15,544,245	195,745	50,000	109,043
School - Transfer Tax	9,800,000	99,756	-	76,220
Perm. Public Improvements	686,022	-	-	3,861
Broad Band	4,013,327	39,213	-	23,571
	<u>\$ 643,100,653</u>	<u>\$ 6,062,494</u>	<u>\$ 4,384,942</u>	<u>\$ 4,387,168</u>

* Reported on a budgetary basis.

Investment Schedule

Type	Book Value	Yield	Purchase Date	Term in Days	Maturity Date
Certificates of Deposit:					
PNC Bank	111,208	1.360%	03/16/18	365	03/16/19
Harbor Bank	101,000	2.018%	07/08/18	365	07/08/19
Columbia Bank	45,498	2.530%	11/25/18	365	11/25/19
Columbia Bank	5,000,000	2.170%	08/10/18	365	08/10/19
Sandy Spring Bank	5,000,000	2.470%	10/17/18	365	10/17/19
Total Certificates of Deposit	10,257,706	2.308%			
Repurchase Agreements:					
Cantor Fitzgerald	25,000,000	2.320%	10/25/18	98	01/31/19
Cantor Fitzgerald	25,000,000	2.350%	11/30/18	90	02/28/19
Total Repurchase Agreements	50,000,000	2.335%			
U.S. Government Money Market Funds:					
Federated Securities	47,822,049	1.630%	Various	-	On Demand
MD Local Govt Investment Pool	286,010,898	2.225%	Various	-	On Demand
Total Money Markets	333,832,947	2.139%			


Investment Schedule (Cont.)						
Security Type	Book Value	Yield	Purchase Date	Call Date	Interest Date	Maturity Date
U.S. Treasury & Government Agency Securities:						
U.S. Treasury Note	25,000,000	2.144%	06/27/18		12/31/18	12/31/18
Federal Farm Credit Bureau	25,000,000	1.345%	05/05/17	-	07/17/17	01/17/19
Federal Home Loan Mortgage Corp	10,415,000	1.371%	08/01/17	10/25/17	01/25/19	01/25/19
Federal Home Loan Bank	10,000,000	1.366%	08/04/17		02/15/19	02/15/19
Federal Home Loan Bank	25,000,000	2.215%	07/25/18		02/15/19	02/15/19
Federal Farm Credit Bureau	14,585,000	1.340%	08/01/17	-	02/27/19	02/27/19
U.S. Treasury Note	25,000,000	2.290%	07/26/18		03/31/19	03/31/19
U.S. Treasury Note	25,000,000	2.325%	08/06/18		04/30/19	04/30/19
Federal Agricultural Mortgage Corporation	20,000,000	1.375%	08/17/17	-	05/17/19	05/17/19
Federal Home Loan Bank	25,000,000	1.393%	08/01/17	-	06/14/19	06/14/19
Federal Home Loan Mortgage Corp	19,010,000	2.644%	11/30/18		08/15/19	08/15/19
Federal Home Loan Bank	25,000,000	2.753%	11/30/18		11/29/19	11/29/19
Total U.S. Treasury & Govt Agency Securities	249,010,000	1.955%				
Total Investment Balance (Page 6 & 7)	643,100,653	2.086%				

Portfolio Yield **2.086%**

Benchmarks:

Three-month Treasury Yield **2.318%**
Six-month Treasury Yield **2.463%**
Money Market Funds Yield **2.139%**

The above report has been approved by:



Janet R. Irvin
Director of Finance

11/7/19
Date

Notes to Investment Schedule

1. Certificates of Deposit and Repurchase Agreements

The County can only purchase Certificates of Deposit (CD's) from banks located in the State of Maryland. The banks currently holding CD's for the County are: The Columbia Bank, Harbor Bank, and PNC Bank. The County currently maintains repurchase agreements with Cantor Fitzgerald and UBS Financial Services, Inc.

All certificates of deposit and repurchase agreements are collateralized at 102% of their cost plus accrued interest or FDIC insured. The collateral is held at Wells Fargo Bank.

2. Social Investing

The County invests in instruments offered by community and minority financial institutions. These financial institutions may not meet all of the criteria listed in the County's Investment Policy as authorized dealers and institutions. These institutions are: The Columbia Bank and Harbor Bank. The County maintains a Certificate of Deposit with PNC Bank so that Landfill operation employees can have access to banking services there.

3. Agricultural Land Preservation Program

The County finances the acquisition of development rights to a parcel of agricultural property by entering into an installment-purchase agreement with the property owner. US Treasury Strips, purchased as part of the County's Agricultural Land Preservation program, will be used to match balloon payments to the property owner. The table below shows the detail information regarding the investment in Stripped Coupon U.S. Treasury Securities.

Maturity Date	Par Value ¹ Balloon Payment	Original ² Cost	Book Value ³ 6/30/2018
8/15/2018	759,000	526,928	755,223
2/15/2019	2,160,000	241,035	2,061,068
2/15/2019	2,810,000	313,836	2,682,281
8/15/2019	1,860,000	177,721	1,699,806
2/15/2020	840,000	82,002	739,465
2/15/2020	4,695,000	441,375	4,119,749
8/15/2020	2,275,000	201,816	1,910,482
8/15/2020	7,385,000	735,117	6,247,028
2/15/2021	1,510,000	146,510	1,227,880
2/15/2021	4,626,000	444,639	3,752,976
8/15/2021	1,115,000	120,697	877,886
8/15/2021	2,580,000	253,144	2,011,643
8/15/2023	3,359,000	362,503	2,263,944
8/15/2023	6,928,000	854,220	4,748,040
2/15/2025	374,000	66,011	252,069
2/15/2025	183,000	27,404	118,457
2/15/2026	3,950,000	560,900	2,376,057
8/15/2026	1,295,000	175,073	741,679
11/15/2027	2,158,000	478,644	1,238,756
Total	\$ 50,862,000	\$ 6,209,578	\$ 39,824,487
¹ Purchase price plus accrued interest at maturity			
² Purchase price			
³ Purchase price plus accrued interest as of 6/30/18			

Types of Investment Instruments

Bankers Acceptances (BA's): Financial transactions involving the import or export of goods. A bank agrees to lend money to an importer to finance the purchase of goods. The bank then sells this agreement to an investor (the County) who receives compensation in the form of interest.

Characteristics:

1. Very safe: There has never been a BA failure in their history
2. Can only purchase BA's from banks rated A1 or P1
3. Three guarantees back this investment:
 - a. Obligation to pay by the importer
 - b. Guarantee from the accepting bank
 - c. The goods themselves
4. Maturities less than 180 days
5. Generally higher yielding than Repos

Restrictions: The County currently does not purchase Japanese BA's.

Certificates of Deposits: A time deposit with a specific maturity evidenced by a certificate. All deposits held in minority or community banks.

Money Market Funds: Current holdings include the Maryland Local Government Investment Pool (MLGIP) and Federated. MLGIP is designed to provide all local government units of the State an investment vehicle for the short-term investment of funds. The County's cash in these money market funds is obtainable on demand.

Repurchase Agreement (Repo): An investment contract involving the temporary transfer of ownership of U.S. Government securities between a broker and an investor (the County). A broker agrees to sell U.S. Treasury or Government Agency Securities to the County and agrees to repurchase them at a fixed price on a fixed date. The County receives the original purchase price and compensation in the form of interest on the maturity date.

Characteristics:

1. Very safe: only collateralized U.S. Government securities
2. Very flexible: maturities from one day to one year
3. Higher yields than purchasing securities outright

U.S. Treasury and Government Agency Securities: Considered the safest investments in the world. The U.S. Government and its agency issue these securities to finance their operations. Maturities range from three months to 30 years, however, the County, per our investment policy, is limited to five-year maturities.

Characteristics:

1. Very safe
2. Very liquid: can be sold very easily

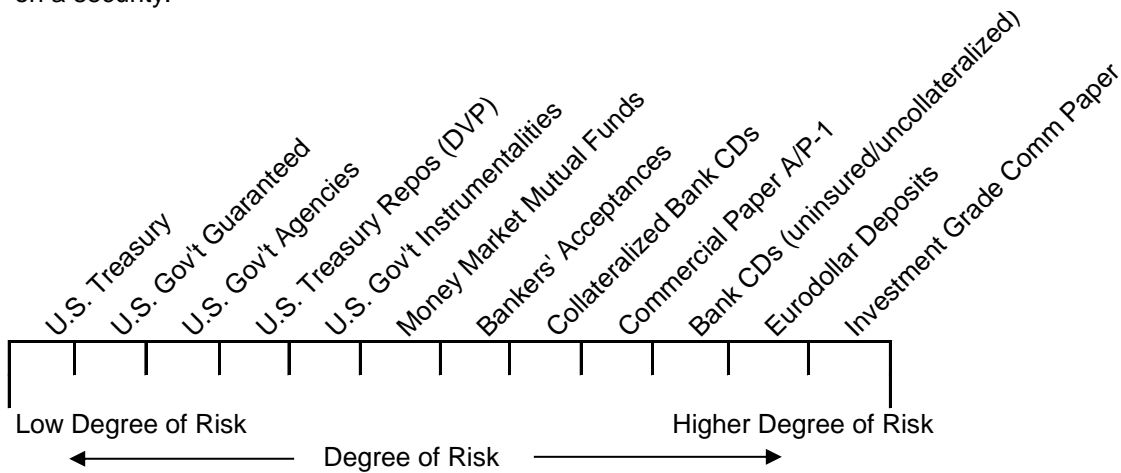
Main Agency issuers:

1. Federal Farm Credit Bank (FFCB)
2. Federal National Mortgage Association (FNMA)
3. Federal Home Loan Bank (FHLB)
4. Federal Home Loan Mortgage Corporation (FHLMC)
5. Federal Agricultural Mortgage Corporation (FAMC)

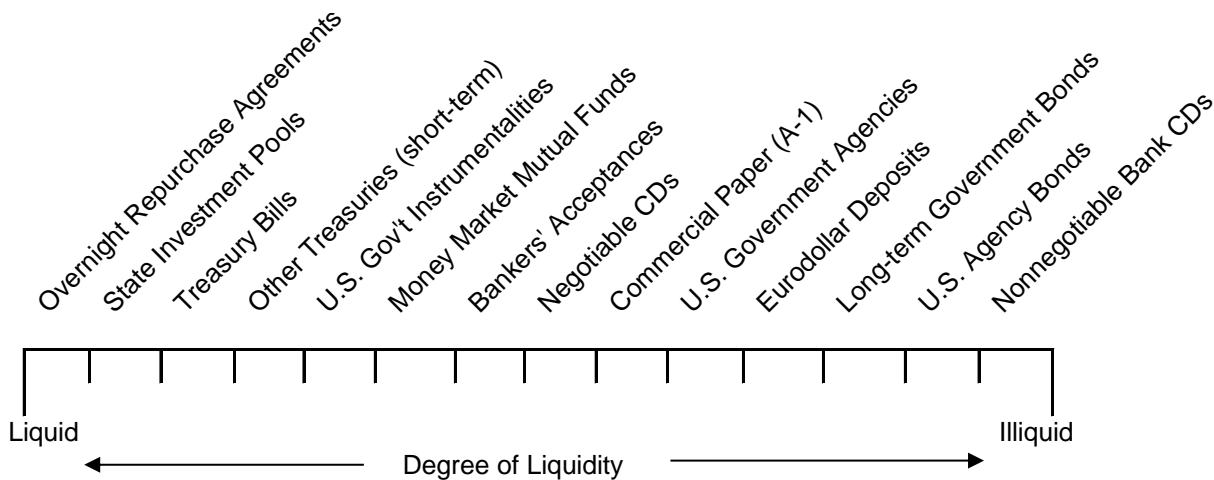
Commercial Paper: Per the County's investment policy, must have minimum rating of A1, P1 or F1 from the credit rating agencies.

Key Investing Terms

Credit Risk: The risk to an investor that an issuer will default in the payment of interest and/or principal on a security.



Liquidity: An asset that can be converted easily and quickly into cash.



Distribution:

- County Executive
- County Council
- County Auditor
- Chief Administrative Officer
- Office of Public Information
- Budget Director