



HOWARD COUNTY HISTORIC PRESERVATION COMMISSION
ELLCOTT CITY HISTORIC DISTRICT ■ LAWYERS HILL HISTORIC DISTRICT
 3430 Court House Drive ■ Ellicott City, Maryland 21043

Administered by the Department of Planning and Zoning

www.howardcountymd.gov
 410-313-2350
 FAX 410-313-3467
 TDD 410-313-2323

**HPC EXECUTIVE SECRETARY
 EXEMPTION DETERMINATION FOR MINOR ALTERATIONS
 AND TAX CREDIT PRE-APPROVAL**

APPLICANT INFORMATION:	PROPERTY INFORMATION:
Dan Engebretsen 6162 Lawyers Hill Road Elkridge, MD 21075	Property Address: 6162 Lawyers Hill Road, Elkridge
	Minor Alteration Case Number: MA-20-24
	Property Information: Map 32, Parcel 20
OWNER INFORMATION:	HISTORIC DISTRICT INFORMATION
Dan and Debbie Engebretsen 6162 Lawyers Hill Road Elkridge, MD 21075	Ellicott City Historic District <input type="checkbox"/>
	Lawyers Hill Historic District <input checked="" type="checkbox"/>

PROPOSED WORK:
<p>The applicant proposes to make the following repairs to the main house and requests tax credit pre-approval for the work:</p> <ol style="list-style-type: none"> 1) Replace rotten cedar siding with new siding to match the existing. Prep and scrape peeling siding. Paint house – siding, trim, doors, windows. 2) Repair shutters as needed and replace missing shutters with wood to match existing in design. Paint all shutters and install. 3) The following new paint colors will be used: Front door – wood grain faux paint, per Guideline recommendations. Windows – dark brick red, Colony Red AE-6 Siding – a light gray, Polished Silver AE-49 Trim – a medium gray, Gray Cast AE-50 and White 3800 Shutters – Molten Black AE-54

COMPLIANCE WITH GUIDELINES:
<p>The Executive Secretary has determined that the proposed work is considered a minor alteration and is consistent with the Guidelines as referenced below.</p>
<p>Chapter 5: Routine Maintenance</p> <ol style="list-style-type: none"> 1) Repair or replacement of roofs, gutters, siding, external doors and windows, trim, lights, and other appurtenant fixtures using the same materials and design.
<p>Chapter 6.E: Rehabilitation and Maintenance of Existing Buildings; Siding and Shingles</p> <ol style="list-style-type: none"> 1) Maintain and repair existing wood siding or wood shingles. 2) When necessary, replace deteriorated wood siding or shingles with materials that match the original as closely as possible in texture, size, shape and that maintain the original shape and width of details such as cornerboards and door and window trim.
<p>Chapter 6.J: Rehabilitation and Maintenance of Existing Buildings; Shutters and Blinds</p> <ol style="list-style-type: none"> 3) Maintain and repair original shutters and blinds. 4) For replacements, install wood shutters or wood blinds that maintain the size, proportions and locations of the originals. If the replacements are not operable, they should at least appear to be so with hinges and hold backs appropriate to the period of initial construction.
<p>Chapter 6.O: Rehabilitation and Maintenance of Existing Buildings; Colors</p> <ol style="list-style-type: none"> 5) Use colors appropriate to the period and style of the building. 6) Routine Maintenance - Painting previously painted surfaces using the colors listed in the following chart on a house of the appropriate architectural style. For buildings that are a mix of styles or do not

fit clearly into any style, use one of the following methods to determine which colors are routine maintenance. For houses that are a mix of styles, use the colors listed for the architectural style of the original or dominant block of the house.

COMPLIANCE WITH COUNTY CODE SECTION 20.112 FOR TAX CREDIT PRE-APPROVAL:

The Executive Secretary has determined that the proposed work is eligible for historic property tax credits and is consistent with the County Code as referenced below.

- 1) The repair or replacement of exterior features of the structure;
- 2) Work that is necessary to maintain the physical integrity of the structure with regard to safety, durability, or weatherproofing;
- 3) Maintenance of the exterior of the structure, including routine maintenance as defined in section 16.601 of the County Code.

Date Posted to HPC Website:	Executive Secretary Signature
5/6/2020	<div style="border: 1px solid black; padding: 5px;"> <p style="font-size: small;">DocuSigned by:</p> <p style="font-size: x-small; margin: 0;"><i>Beth Burgess</i> 5/6/2020</p> <p style="font-size: x-small; margin: 0;">2009CCB91D534A7...</p> <hr style="border: 0.5px solid black;"/> <p style="font-size: small; margin: 0;">Beth Burgess, Executive Secretary Date</p> <p style="font-size: small; margin: 0;">Historic Preservation Commission</p> </div>

**6162 Lawyers Hill Road, Elkridge
Minor Alteration Determination**

AFTER 5 DAYS POSTING ON WEBSITE:

Written Objection WAS NOT Received:	Written Objection WAS Received:	Date Issued:
<input type="checkbox"/> No written objection was received and the proposed work was determined to be a minor alteration, not requiring Commission approval.	<input type="checkbox"/> Yes, a written objection was received. A Certificate of Approval is required.	

Executive Secretary Signature

Beth Burgess, Executive Secretary Date
Historic Preservation Commission

**IMPORTANT
APPLICANT INFORMATION**

1. As the work progresses, if you find that changes to the pre-approved work are necessary, you must contact the Historic Preservation Commission Staff representative to determine if the proposed changes must be approved.
2. In order for labor to be eligible for the tax credit, the contractor must hold an active MHIC license or other applicable license. All invoices must include the contractor's license number and a clear, itemized scope of work for each item being claimed.
3. Submit receipts and canceled checks for materials or contracts showing that the invoice has been paid. Copies of receipts are acceptable.
4. Indicate the total amount of tax credit being claimed on the application form.
5. Submit photographs showing the completed work.

When the work has been completed, submit the Final Tax Credit Application form and your application will be scheduled for the next available Commission meeting for which it meets the application deadline. A dollar amount of tax credit will be approved based on the receipts, checks, contracts, and documentation submitted. The final approval will then be forwarded to Howard County Department of Finance.

HOWARD COUNTY HISTORIC PRESERVATION COMMISSION

GENERAL APPLICATION FOR CERTIFICATE OF APPROVAL AND TAX CREDIT PRE-APPROVAL

SUBMIT 10 COPIES of this application package, including all supporting materials required on pages 2-5 of this application to Howard County Department of Planning and Zoning. Applications must be received no later than 5:00 pm 22 days prior to the meeting. Applications can be submitted via mail, but may result in missing the deadline. Applications are not accepted via email or fax.

Address: 3430 Court House Drive, Ellicott City, MD 21043

Meeting Information

The Historic Preservation Commission (HPC) meets at 7:00 pm generally on the first Thursday of each month at 3430 Court House Dr., Ellicott City, MD. Please contact us regarding emergency applications.

Questions

Please contact Samantha Holmes, Historic Preservation Planner at 410-313-4428 or sholmes@howardcountymd.gov.

FOR STAFF USE ONLY

Application #:

HPC -

MA - 20-24

Meeting Date:

posted online

Date Received:

4/22/2020^{SH}

PROPERTY INFORMATION

Address of Subject Property: 6162 Lawyers Hill Rd Elkridge MD

Name of Property Owner: Dan and Debbie Engebretsen

Historic District (please check): Ellicott City Local Historic District Lawyers Hill Local Historic District

Is this property listed on the Howard County Historic Sites Inventory? Y N #HO- _____

APPLICANT INFORMATION

Name of Applicant (please only provide one name for contact purposes): Dan Engebretsen

Mailing address: 6162 Lawyers Hill Rd. Elkridge, MD 21075

Phone No. (W) 443-299-2367 (H) _____

Email: danengebretsen@hotmail.com Contact Preference: Dan

BELOW FOR STAFF USE ONLY

Tax Account Number: _____

Map _____ Parcel _____

①

Part 1: General Application for Certificate of Approval

ALL APPLICATIONS MUST INCLUDE: The information required in this checklist must be provided or the application will be incomplete and may be rejected for consideration by the Commission. Please check each box below to confirm you have provided this information.

- Labeled, color photographs of existing property conditions, printed on 8.5x11 paper, no more than two images per page. Do not submit individual 4x6 photographs.
- A detailed description of the proposed work (include below or provide on a separate sheet of paper if more space is needed— do not add proposed work into the Guidelines justification section).
- Product specification sheets/photographs of product that clearly shows materials, colors, and dimensions.
- Plot plan of property, site plans, or elevations (as applicable to proposal; but required for any new construction).
- For major alterations: elevation drawings of proposed structure indicating dimensions, design, height, color, and materials. Product spec sheets are required for all new elements.
- A completed Part 2 of this application (page 3-4). Application may be rejected if not complete. If Part 2 is not suitable for your project, please type up a detailed explanation on a separate piece of paper.
- A completed Part 3 of this application (page 5) if you seek tax credits for any work.
- A completed Part 4 of this application (page 5). If the owner is not the applicant, the owner's signature is also required.
- I have read the Ellicott City or Lawyers Hill Design Guidelines and find my proposal complies with the recommendations in the Guidelines, as indicated below.

DESCRIPTION OF PROPOSAL: If more room is required, please provide write up on a separate sheet of paper to best organize proposed work. Continue to Part 2 (page 3-5) to complete required checklists.

- Replace rotten cedar siding
- scrap peeling siding
- Paint house / Trim / doors
- Repair shutters
- Replace missing shutters
- Paint shutters
- install shutters

DESIGN GUIDELINES: Consult the Ellicott City or Lawyers Hill Design Guidelines on the Howard County website at <https://www.howardcountymd.gov/Departments/Planning-and-Zoning/Conservation-and-Preservation/Historic> and provide a brief description of how the proposal meets the recommendations of the Guidelines, including the applicable chapter and section. Please type up on a separate sheet of paper if more space is needed.

White House is not historically correct wall color in either Queen Anne or Gothic revival styles. Choosing colors in both styles since our house has both Gothic + Queen Anne styles built in 2 different ages. 1851 + 1897.

Part 2: General Application for Certificate of Approval Checklist

TYPE OF ALTERATION: Please check the appropriate box for the proposed work and fill in required blanks. Specs sheets and photos must be provided or the application may be considered incomplete and rejected for consideration by the Commission.

You may create your own document if it better explains the project, be sure to include details such as materials and colors for all existing/previously existing and proposed features.

~~XXXX~~

DOORS AND STORM DOORS: Refer to page 35 of the Ellicott City Guidelines and pages 26-29 of the Lawyers Hill Guidelines.

Existing Type: _____

Proposed Type: _____

Existing Color: terra cotta color

Proposed Color: Woodgrain imitate paint

Existing Material: Wood

Proposed Material: _____

Additional Info Included: Yes No

Specs/Photos Included: Yes No

Is this item being repaired? Yes No

Is this item being replaced? Yes No

I seek tax credit pre-approval for this item.

For any proposed door replacement—the spec sheets must show the actual panel and window arrangement of new doors. Photos of existing doors should indicate the location on the house of any door proposed to be replaced.

~~XXXX~~

WINDOWS: Refer to page 38 of the Ellicott City Guidelines and page 26 of the Lawyers Hill Guidelines.

Existing Material: _____

Proposed Material: _____

Existing Color: terra cotta color

Proposed Color: Dark Birch Red

Existing Sash Arrangement: _____

Proposed Sash Arrangement: _____

Additional Info Included: Yes No

Specs/Photos Included: Yes No

Is this item being repaired? Yes No

Is this item being replaced? Yes No

I seek tax credit pre-approval for this item.

For any proposed window replacement—the spec sheets must show the actual sash arrangement of the new windows. Photos of existing windows should indicate the location on the house of any window proposed to be replaced.

~~XXXX~~

WALLS/SIDING: Refer to pages 25-30 of the Ellicott City Guidelines and pages 21-24 of the Lawyers Hill Guidelines.

Existing Material: _____

Proposed Material: _____

Existing Color: white

Proposed Color: Grey light walls.

Additional Info Included: Yes No

Specs/Photos Included: Yes No

Is this item being repaired? Yes No

Is this item being replaced? Yes No

I seek tax credit pre-approval for this item.

Part 2: General Application for Certificate of Approval Checklist

TYPE OF ALTERATION: Please check the appropriate box for the proposed work and fill in required blanks. You may create your own document if it better explains the project, be sure to include details such as materials and colors for all existing/previously existing and proposed features.

PAINTING: Refer to page 50 of the Ellicott City Guidelines and page 31 of the Lawyers Hill Guidelines.

Existing Color: white

Proposed Color: ~~white~~ light Gray walls ^{Windows Dark Birch Red trim}

Paint Chip Included: Yes No

Area(s) to be painted: ~~walls~~ walls/windows/

Additional Info Included: Yes No

doors/Trim Details.

I seek tax credit pre-approval for this item.

ROOF: Refer to page 31 of the Ellicott City Guidelines and page 26 of the Lawyers Hill Guidelines.

Existing Material: _____

Proposed Material: _____

Existing Color: _____

Proposed Color: _____

Additional Info Included: Yes No

Specs/Photos Included: Yes No

Is this item being repaired? Yes No

Is this item being replaced? Yes No

I seek tax credit pre-approval for this item.

SHUTTERS: Refer to page 42 of the Ellicott City Guidelines and page 28 of the Lawyers Hill Guidelines.

Existing Type: ~~wood~~ wood

Proposed Type: black wood

Existing Color: green

Proposed Color: black

Existing Material: wood

Proposed Material: wood

Additional Info Included: Yes No

Specs/Photos Included: Yes No

Is this item being repaired? Yes No

Is this item being replaced? Yes No

I seek tax credit pre-approval for this item.

OTHER (such as lighting, railings, other repairs, tree removal, demolition, etc. Please explain in detail): Refer to applicable Guidelines. For signs please use separate Sign Application. For New Construction use separate New Construction Application. Please attach additional pages as necessary or write up separate document.

Description: _____

Specs/Photos Included: Yes No

Additional Info Included: Yes No

Is this item being repaired? Yes No

Is this item being replaced? Yes No

I seek tax credit pre-approval for this item.

Part 3: Historic Property Tax Credits

Historic Property Tax Credits 20.112 and 20.113 Eligibility Requirements

Please check the appropriate box:

In accordance with Sections 16.606, 20.112 and 20.113 of the Howard County Code, I request the pre-approval of eligible work to qualify for property tax credits for the following preservation and restoration work:

- A structure listed on (or eligible for inclusion in) the Howard County Historic Sites Inventory and is designated by the Commission as historically significant.
- An existing principal structure or historic outbuilding located within a local historic district in Howard County, which is determined by the Commission to be of historic or architectural significance, or to be architecturally compatible with the historic structures in the district .
- A landscape feature located within a local historic district or listed on the Historic Sites Inventory, which is determined by the Commission to be of historic or architectural significance.
- A cemetery, at least 50 years old, not operated as a business, which is listed on the Howard County Cemetery and Gravesites Inventory under Section 16.1303 of the County Code.

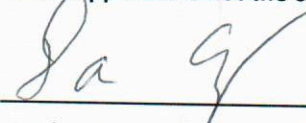

Please Note: There is a separate application for final tax credit approval. Copies of cancelled checks, receipts and paid invoices are required for final approval. Invoices should be itemized to separate repairs to the items pre-approved from those that are not eligible for the tax credit.

Part 4: Authorizing Signature to Submit Application:

I hereby certify by the below signatures(s) that the information supplied herewith is correct and complete and authorizes such periodic on-site inspections by the Department of Planning and Zoning and its agents as may be necessary to review this application and any petitions filed in connection herewith and to enforce the Historic District Guidelines and other applicable laws. This right-of-entry shall continue until all administrative appeals pertaining to the property have been exhausted. I have read and understand the above terms regarding the Historic Property Tax Credit Programs.

SIGNATURE(S):

If the Applicant is not the owner of the subject property, the owner's signature authorizing the proposed work is required .

	<u>3 March 20</u>		<u>3 March 20</u>
Applicant or Authorized Agent	Date	Owner (if different than Applicant)	Date

Our house is 2 styles: Built in 2 different stages: 1851 + 1897
 many design features support both Gothic + Queen Ann styles.

Color Chart for Lawyers Hill Historic District

Gothic Revival Style 1840-1870

Wall Color	Trim Color	Door, Shutter and Blind Color
Beige	Beige	Same as trim colors
Dusty rose beige	Straw	
Straw	Medium brown	
Dark brown	Dark brown	
Putty	Putty	
Light gray	Medium gray - other trims	
Medium gray	Dark brick red - window trims	
Blue-gray		
Brick red		


Italianate Style

Wall Color	Trim Color	Door, Shutter and Blind Color
Off-white	Off-white (only with gray walls)	Doors only:
Cream	Cream (only with gray walls)	Stained hardwood
Beige		Painted grain to imitate hardwood
Dusty rose beige	Beige	Browns
Tan	Tan	Mustard
Pale yellow	Straw	Terra cotta
Straw	Medium brown	Dark reddish brown
Medium brown	Dark brown	Muted blue
Dark brown	Olive	
Gray-green	Putty	Panelled shutters only:
Pale green	Light gray	Shades similar to wall color
Putty	Medium gray	
Light gray	Dark gray	
Medium gray	Blue-gray	Louvered blinds only:
Blue-gray		Greens

Queen Anne Style 1880-1910

Wall Color	Trim Color	Door, Shutter and Blind Color
Beige	Cream	Stained hardwood (doors only)
Dusty rose beige	Beige	Painted grain to imitate hardwood (doors only) *
Tan	Dusty rose beige	Dark brown
Golden brown	Tan	Mustard
Medium brown	Golden brown	Dark rust
Dark brown	Medium brown	Terra cotta
Mustard	Dark brown	Dark brick red
Pumpkin	Amber	Dark olive
Ochre	Mustard	Green-black
Rust	Ochre	Black - shutters
Dark brick red	Brick red	
Dark green	Dark red	
Olive	Dark green	
Jade	Teal	
Teal	Gray-green	
Gray-green	Medium gray -	
Medium gray	Dark blue-gray-green	


* Front door/other doors painted imitate hardwood grained.




Swiss Coffee 12




Glacial Mist AE-43



Snow Dust AE-37



Polished Silver AE-49




OSHA Safety Blue OSHA 1




Linen White 70




Off White 73




Electron Blue AE-44




Gray Cast AE-50



OSHA Safety Green OSHA 2




Navajo White 22



Water Pool AE-38




Horizon Blue AE-47




Coast Guard Gray AE-51




OSHA Safety Orange OSHA 3



Foothills AE-32




Danger Isle AE-39



Champion Blue AE-46




Rising Smoke AE-52




OSHA Safety Red OSHA 5



Shaded Moss AE-35




Diplomat Blue AE-41




Turbulent Sea AE-45




Machine Gray AE-48



OSHA Safety Yellow OSHA 6



Shelter Green AE-36



Hunt Club AE-40



Academic Navy AE-42



Midnite Hour AE-53



Molten Black AE-54

Color chips are affected to some degree by the type of light in which they are viewed, exposure to heat and sunlight, and the age of the chip itself. Occasionally, there may be a slight difference between the color and sheen of the chip shown and the actual painted surface.


Shutters

WHITE TRIM
TRIM COLOR

White 3800 (Oil Base Semi-Gloss)




White 7800 (Oil-Base Satin)




White 3900 (Alkyd Semi-Gloss)




White 7900 (Alkyd Satin)




Cottage White 13




Mocha Tint AE-2




Smooth Tan AE-8




Quill White AE-14



Tiki Light AE-20




Antique White 23




Earthy Tan AE-3



Manchester Gray AE-9



Wooden Peg AE-15



Harbor Lights AE-21




Desert Tumbleweed AE-27



Pecan Brown AE-4




Deer Brown AE-10



Sandslope AE-16



Burlap Gold AE-22




Empire State AE-28




Chocolate Brown AE-5




Rusty Wire AE-11




Rustic Hills AE-17



Light Oak AE-23



Twisted Branch AE-29



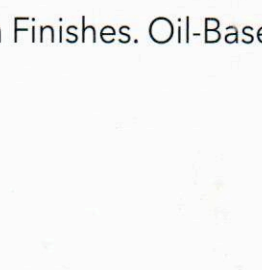
Colony Red AE-6



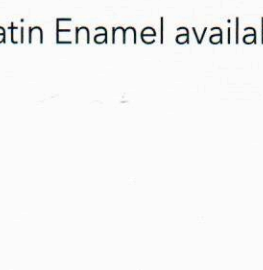
Oxide Red AE-12



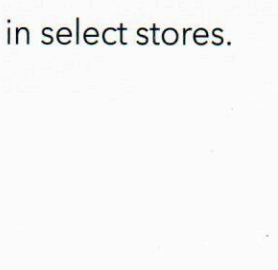
Nomad Brown AE-18



Barn Brown AE-24



Brown Cabin AE-30




All Colors Available in Semi-Gloss & Satin Finishes. Oil-Base Satin Enamel available in select stores.











Black strip
Med. Gray

Some White

Some
White

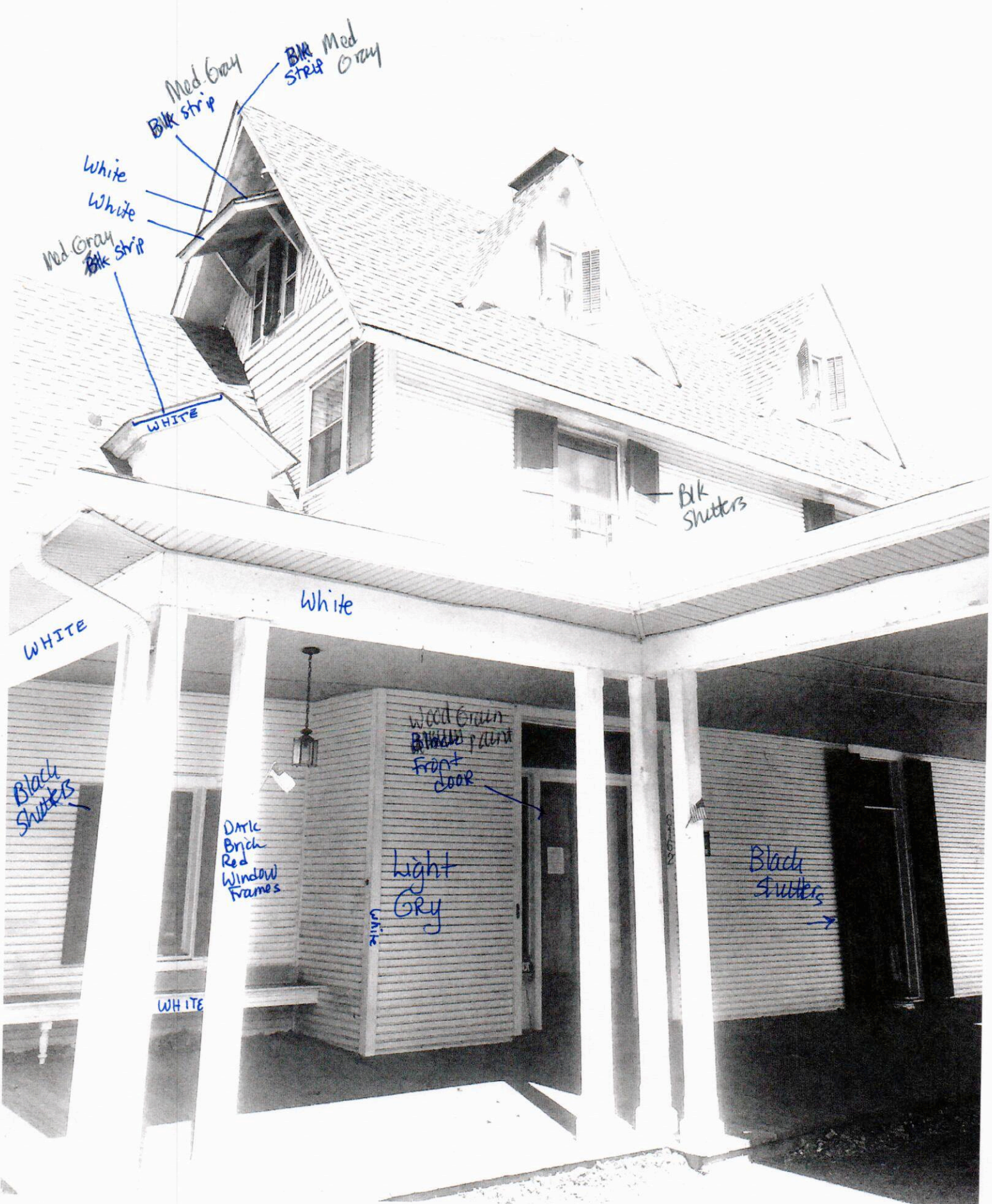
Black
strip

Light Gray

~~DAR~~ MED GRAY

Some White

Black strip
Med Gray



Med Gray
Blk strip

Blk strip
Med Gray

White

Med Gray
Blk strip

WHITE

Blk
Shutters

White

WHITE

Black
Shutters

Dark
Brick
Red
Window
Frames

Wood Grain
Blk paint
Front
door

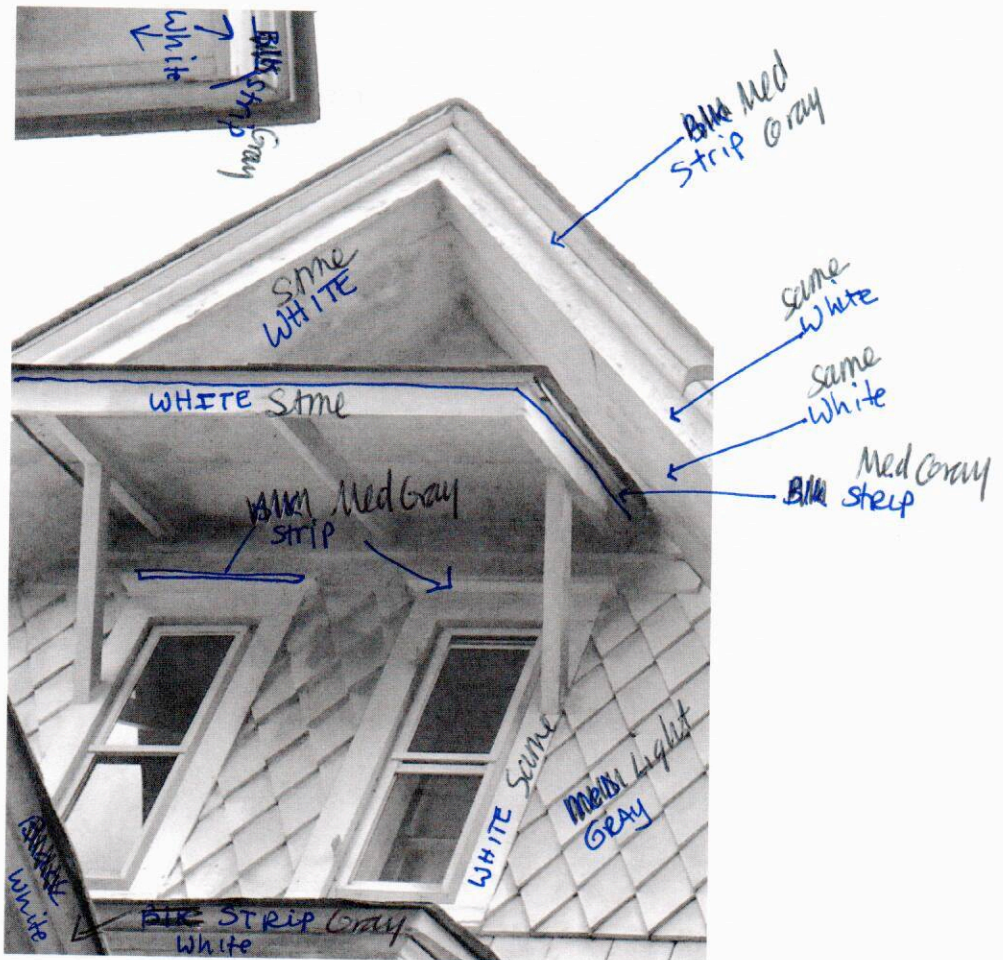
Light
Gray


White

Black
Shutters

WHITE

Under Porch always DARK





Black No Strip
Med. Gray

Black Strip Med Gray
White

Blk Shutters.

MED GRAY

SIDE WHITE

MED GRAY light

Dark Brick Red windowframes.

Black Shutters

Light Gray

BLACK Med Gray

Same White

Same White

~~BLACK~~ strip Med. Gray

White same color

BLACK STRIP Med Gray

~~BLACK~~ GRAY STRIP

Light Gray AREA

Same White

BLACK strip

Same White.

Med Gray
BLACK inside window
or Gray off set color wall.

Same White

Dark Brick Red Windows

Black Shutters.

~~Black~~
Trim strip
Med. Gray

Black trim strip
Med. Gray

Black strip
Med. Gray

White same
White same

Light
Med. Gray

Med light
Gray

Light
Med
GRAY


L.G.

L.G.

L.G.

L.G.

Light
Gray





Med Gray
Med Gray

Med Gray
Med Gray

Black Shutters

Med Gray
Med Gray

Light Gray

Light Medium Gray


Light Medium Gray

Dark Red

Light Gray

Light Gray

Light Gray



White drip edge

~~Strip~~ Strip Med Gray

White trim top scroll

Med Gray under scroll

White
Same White

Black


Med Gray

Dark Red
Black

White same

Med Gray

6162 Lawyers Hill Road - Front door and faux paint example



Site Map

