





# Centennial Park West Pedestrian Bridge Closure Shoulder Detour

-  Walkway
-  Barrier Wall
-  Pathway
-  Path/Bridge Closure

Scale: 1"= 100'

