





















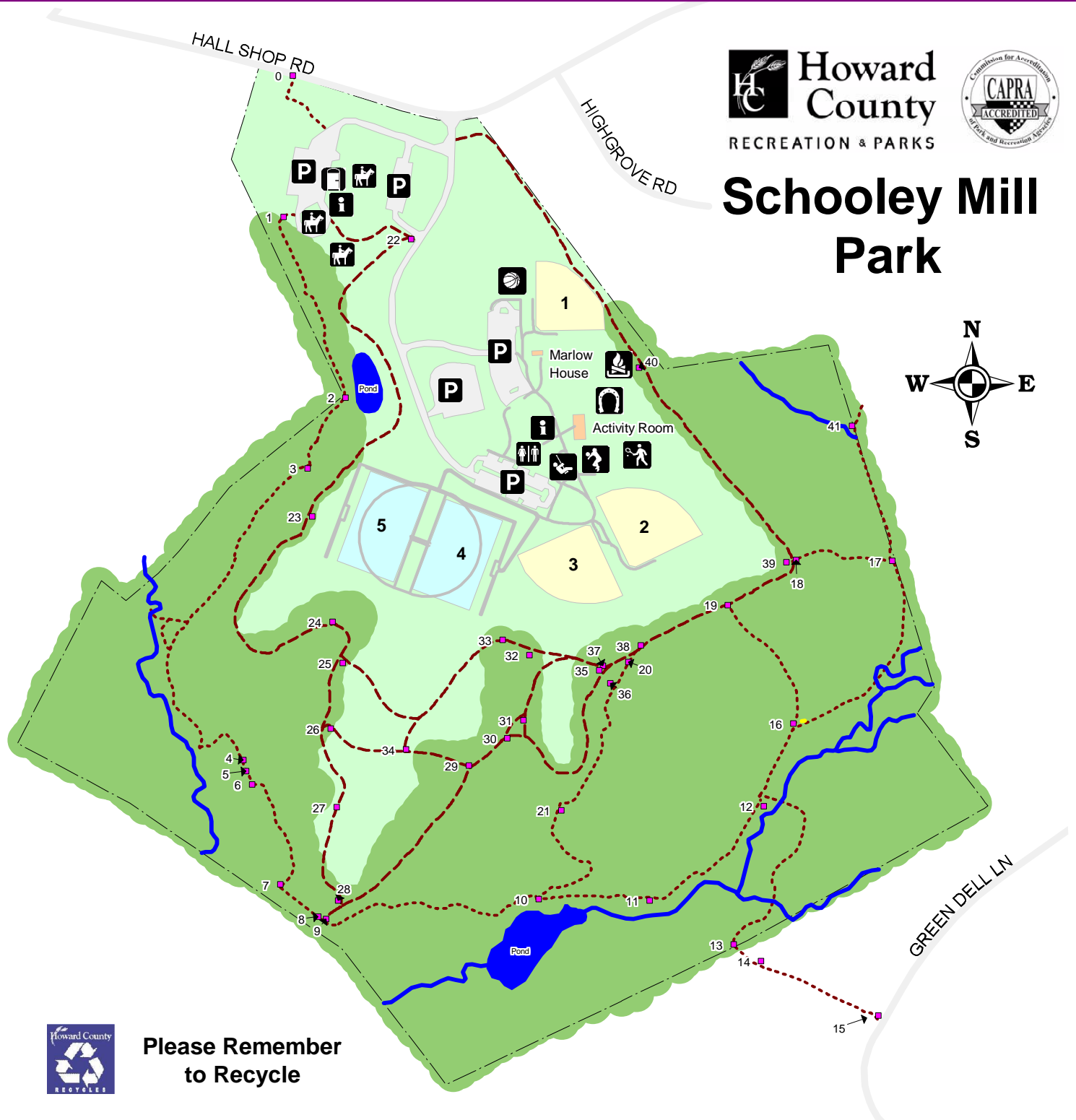


-  Basketball Courts (2)
-  Campfire Area
-  Equestrian Rings (3)
-  Horseshoe Pits
-  Information Kiosks
-  Parking
-  Playground (1)
-  Portable Toilet
-  Restrooms
-  Tennis Courts (4)
-  Volleyball Court (1)
-  Ball Fields
-  Buildings
-  Multipurpose/Cricket Fields
-  Trail Markers
-  Bridge
-  Park Boundary
-  Sidewalks (paved)
-  Streams
-  Carriage Trail - 2.4 mi (grass)
-  Woodland Trail - 2.3 mi (natural)
-  Roadway/Vehicle Access

Updated: June 2016

Scale: 1" = 550'

Schooley Mill Park



Please observe all posted Park Regulations



Please Remember to Recycle