



**PUBLIC TRANSPORTATION BOARD**

October 25, 2016

7:00 p.m.

The George Howard Building  
3430 Court House Drive, Ellicott City, MD 21043

\*\*\*\*\*

**AGENDA**

1. Approval of the September 26, 2016 Minutes
2. Announcements
3. Public Comment
4. Old Business
  - Fare Change Policy
  - RTA Bus Replacement
  - Role of the Public Transportation Board- bike/ped committee
  - Regional Transportation Agency Commission
  - Transit Development Plan
5. New Business
  - Transit Center
  - US 29 Pedestrian /Bicycle Bridge – Preliminary Design Options
6. Adjournment

Future PTB Meetings Dates

December 7, 2016  
January 24, 2017  
February 28, 2017  
March 28, 2017

For confirmation, please call the Office of Transportation at 410-313-4312.



**PUBLIC TRANSPORTATION BOARD MINUTES**

October 25, 2016 at 7:00 p.m.

---

**Members Present:** Jason Quan, Vic Chair  
Hector Garcia  
Astamay Curtis  
Larry Schoen  
**Excused:** Earl Armiger  
Ron Hartman  
Alice Giles

**Staff:** David Cookson, Acting Executive Secretary  
John Ainsley, Recording Secretary

---

**1. Approval of the September 26, 2016, Minutes**

The minutes were approved by a vote of 4-0.

**2. Announcements**

Jason Quan said that KFH Group would be conducting public meetings for the Central Maryland Transit Development Plan (TDP) at the following dates and locations;

- September 26, 2016, 6:00 PM- Arundel Mills Mall, Harmans Community Room, 7000 Arundel Mills Circle, Hanover, MD 21076
- September 27, 2016 6:00 PM - Charles I. Ecker Business Training Center, 6751 Gateway Drive, 1st Floor, Room 6, Columbia, MD 21046

Jason said that public engagement will play a major role in developing the TDP. Jason encouraged board members to attend and give their input and support.

**3. Public Comments**

There were no public comments.

**4. Old Business**

**Fare Change Policy**

Mark Pritchard of the Regional Transportation Agency (RTA) gave a brief summary of a proposed plan supporting a single fare policy. Mark advised this topic was presented at the partners meeting earlier today. The issues and goals of the changes are as follows:

#### Issues with the current fare policy situation

- Two fare systems is confusing to patrons and operators
- Time spent on bus arguing about correct fares
- Disagreement about fares is the single highest source of violence to operators
- Time spent on cash transactions as riders board buses and pay for one way trips

#### Goals that could be achieved by using a single fare system

- Reduce operating time spent on fare transactions
- Improve operator safety (reduce confrontation, less cash on-board)
- Improve transparency for both operators and passengers
- Encourage movement towards multi-ride media vs. cash/one trip media

#### **Regional Transportation Agency Bus Replacement**

Mark Pritchard updated the Board regarding the Howard County purchase of new buses for the RTA. Howard County intends to order its percentage share of the buses (i.e., 7-8 buses), while the other partners are awaiting approval to commit to the purchase from their jurisdictions. Howard County is currently going through the purchasing process and it is hoped that the order will be put in during the next few weeks.

#### **Role of the Public Transportation Board- bike/ped committee**

David Cookson of the Office of Transportation (OoT) advised that the Administration was working on the legislation that will go before the County Council to modify the role of the PTB to include bicycle and pedestrian plan guidance. Larry Schoen requested an update of this item at the next PTB meeting.

#### **Regional Transportation Agency Commission (Update)**

Mark Pritchard stated that the Commission has not yet officially seated. Once all partners are in agreement and the MOU is signed, the RTA commissioners can be seated.

#### **Central Maryland Transit Development Plan – TDP (Update)**

Jason Quan provided the current Transportation Development Plan update in the above opening announcement segment of the meeting.

The Board was invited to access and provide input to the TDP survey at the following website: <http://www.kfhgroup.com/centralmd/transitplan.html>

## 5. New Business

### **Transit Center**

David Cookson advised that the OoT signed a notice-to-proceed to an engineering firm to start working on the programming elements for the new transit center in Downtown Columbia. One of the elements would be to determine the location of the center in relationship to the surrounding road network. It would also include modeling of buildings surrounding the transit coupled with affordable housing. The program elements research would decide the number of bus bays, (Bus Rapid Transit, MTA, RTA) coupling with retail businesses to determine the best placement of the transit center. The schedule is currently being finalized by the firm to determine the schedule of project delivery. Along with the design elements, the redesign of routes would be part of and be incorporated within the design of the new transit center. The Board requested to be given an opportunity to review the program element plans as the scheduled items progress. It was also requested to have an update at the next PTB meeting.

### **US 29 Pedestrian/ Bicycle Bridge- Preliminary Design Options**

David Cookson gave a presentation of preliminary design options for the pedestrian bridge over US 29. David advised that the existing bridge deck and pylons structure have been determined to be in good condition. All options would include surface cleanup/painting of the existing structure. The four design alternative options are as follows:

- Replace Fencing
- Replace Fencing and Cage
- Geodesic Tube with Spiral
- Space Frame

David's presentation demonstrated the above design alternatives depicting various colors, materials that could be used on the bridge makeover.

David advised the next step is to receive public input on the design alternatives. A public meeting is scheduled on November 2, 2016 at 6:30 pm at the George Howard Building, Banneker Room. All members of the Public Transportation Board are encouraged to attend.

The Board thanked David for his presentation at tonight's meeting.

---

## 6. Adjournment

Mr. Quan adjourned the meeting at 8:30 pm. The next Public Transportation Board meeting is scheduled for **December 7, 2016 at 7:00 pm.**



# US 29 PEDESTRIAN BRIDGE

October 25, 2016

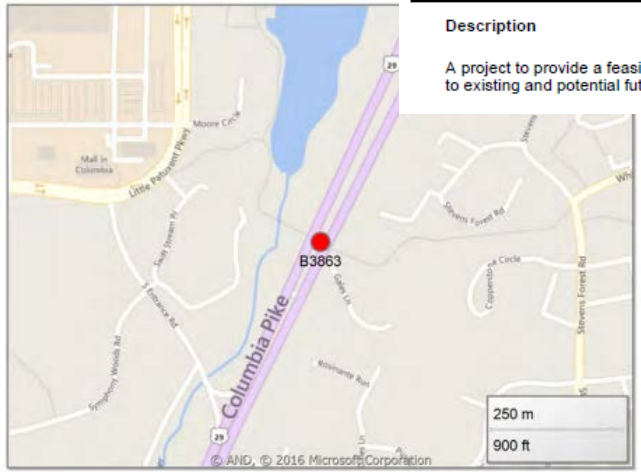


**Fiscal 2017 Capital Budget**

**BRIDGE PROJECTS**

**Project: B3863-FY2013 DOWNTOWN COLUMBIA-OAKLAND MILLS CONNECTION IMPROVEMENTS**

**Number: B3863**



**Description**

A project to provide a feasibility study, design and construction of enhancements to existing and potential future connections over US29.

**Operating Budget Impact**

Annual Bond Redemption \$ 42,750

**CAPITAL PROJECT**

**DOWNTOWN COLUMBIA PLAN  
A General Plan Amendment**

Howard County, Maryland  
Adopted: February 1, 2010



**Howard County Maryland**

**Approved Capital Budget  
Fiscal Year 2017**

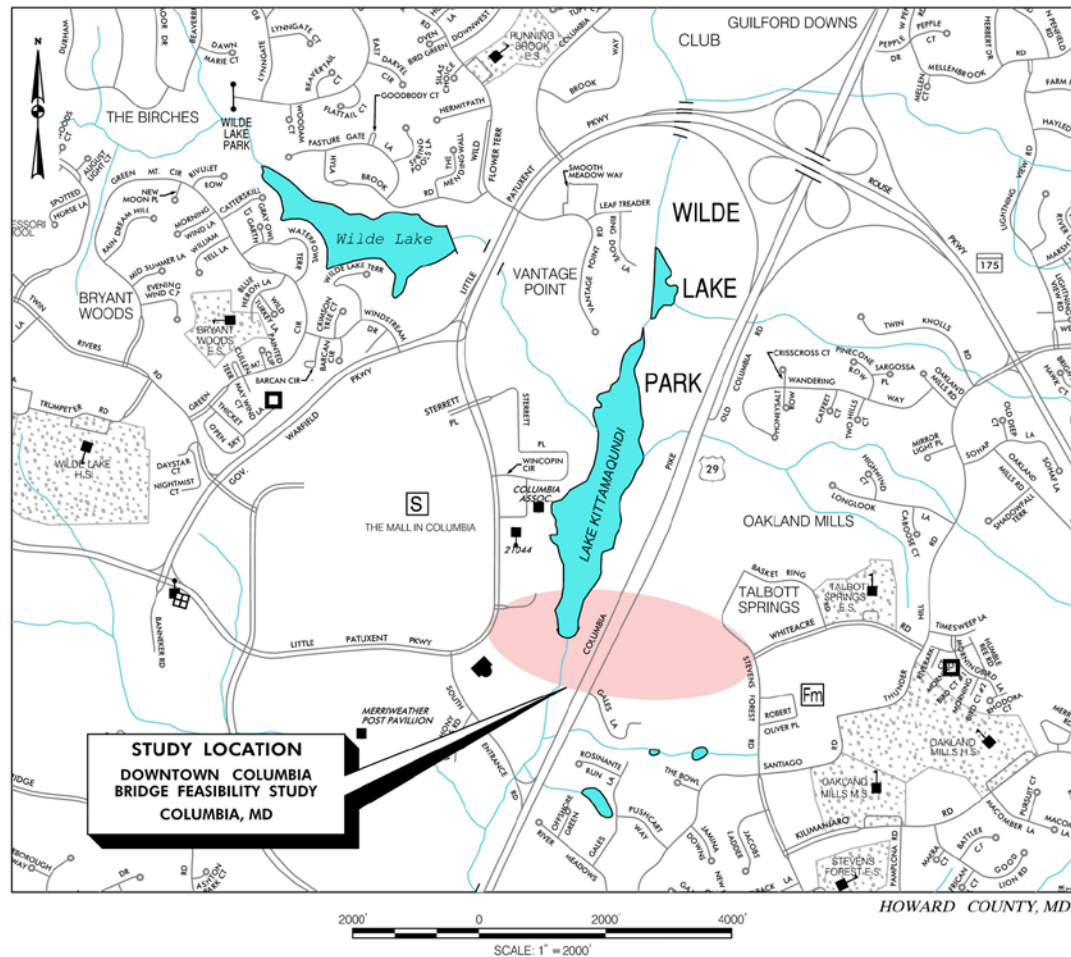


Allan H. Kittleman, County Executive



Above: Construction at Blandair Regional Park; top right: announcement of Maryland Route 32 expansion; bottom right: construction of new Wilde Lake Middle School.

# BRIDGE LOCATION







## EXISTING APPROACHES

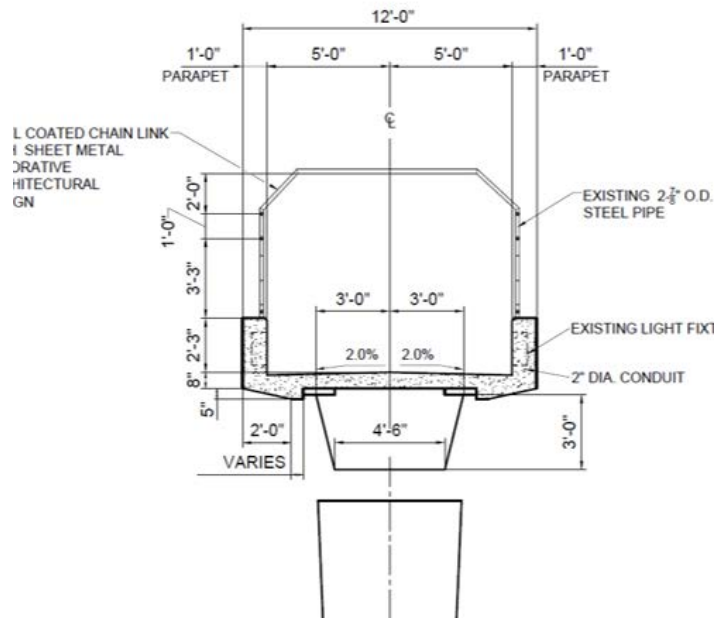


## EXISTING APPROACHES

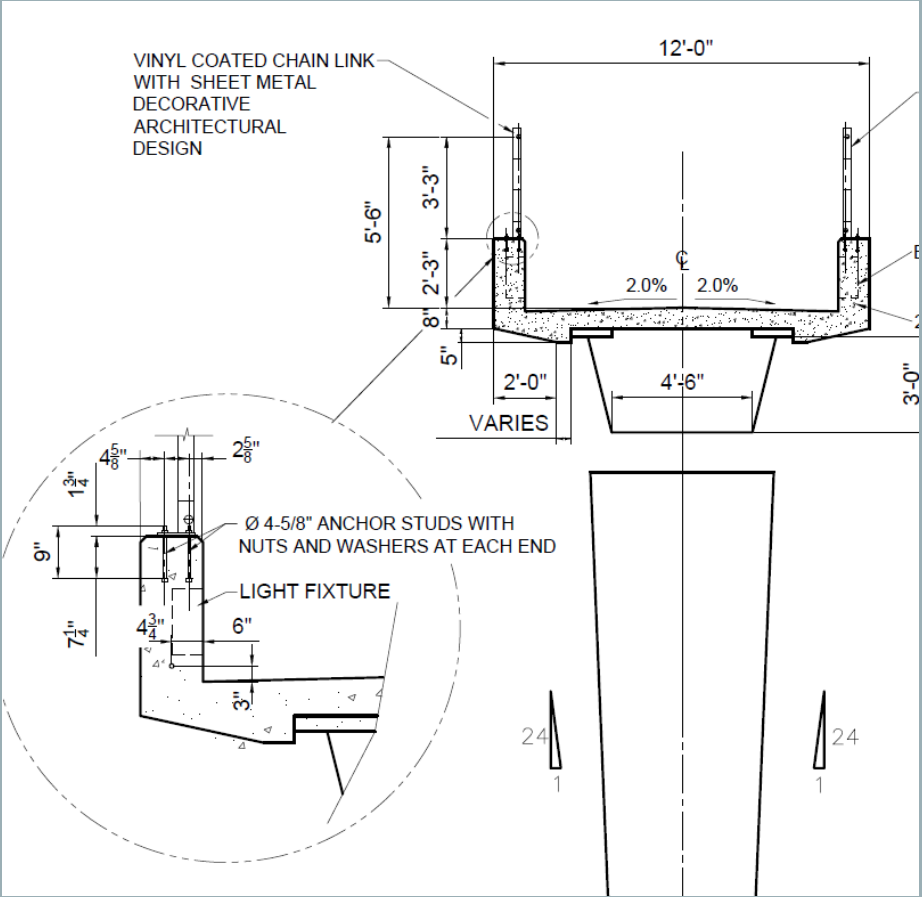


# ALTERNATES

- 1 Replace Fencing
- 1A Replace Fencing and Cage
- 2 Geodesic Tube with Spiral
- 3 Space Frame




# ALTERNATE I REPLACE FENCING




# ALTERNATE I REPLACE FENCING

## COLORS



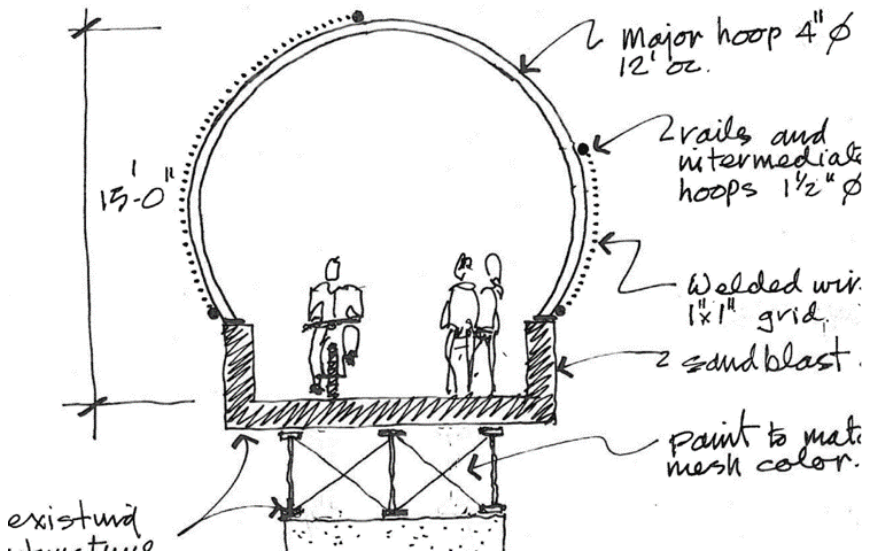
Black




Green



Brown



# ALTERNATE IA – REPLACE FENCING AND CAGE




ALTERNATE 2  
GEODESIC TUBE  
WITH SPIRAL



ALTERNATE 2  
GEODESIC TUBE  
WITH SPIRAL




ALTERNATE 2  
GEODESIC TUBE  
WITH SPIRAL




ALTERNATE 2  
GEODESIC TUBE  
WITH SPIRAL



ALTERNATE 2  
GEODESIC TUBE  
WITH SPIRAL




ALTERNATE 2  
GEODESIC TUBE  
WITH SPIRAL




ALTERNATE 2  
GEODESIC TUBE  
WITH SPIRAL




ALTERNATE 2  
GEODESIC TUBE  
WITH SPIRAL



ALTERNATE 2  
GEODESIC TUBE  
WITH SPIRAL




ALTERNATE 2  
GEODESIC TUBE  
WITH SPIRAL



ALTERNATE 2  
GEODESIC TUBE  
WITH SPIRAL



ALTERNATE 3  
SPACE FRAME




ALTERNATE 3  
SPACE FRAME




ALTERNATE 3  
SPACE FRAME




ALTERNATE 3  
SPACE FRAME




ALTERNATE 3  
SPACE FRAME



ALTERNATE 3  
SPACE FRAME




ALTERNATE 3  
SPACE FRAME



ALTERNATE 3  
SPACE FRAME



ALTERNATE 3  
SPACE FRAME



ALTERNATE 3  
SPACE FRAME



# WHAT'S NEXT?

**Public Meeting**

**November 2, 2016**

**6:30 PM**

**George Howard  
Building**

**Banneker Room**



# FY16 Executive Summary

For One Month Period Ending 9/30/16

### Operate a Safe Transit System

Accidents (Per 100k miles)	FY17 (YTD)	FY16 (YTD)	Change	Target
Fixed Route	0.47	1.50	-69%	-

### Meet and Exceed Customer Expectations

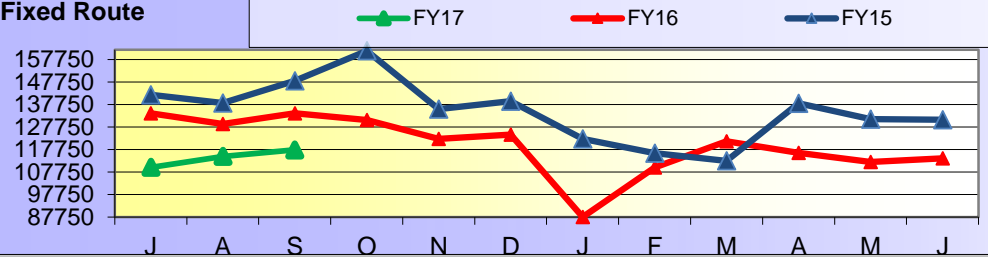
Complts(Per/10k boardings)	FY17 (YTD)	FY16 (YTD)	Change	Target
Fixed Route	5.54	5.69	-3%	4.41

### Operate an Effective Transit System

Overall Ridership (YTD)	FY17 (YTD)	FY16 (YTD)	Change	Target
Fixed Route	339,423	384,974	-12%	262,888
(A*) Paratransit Program	20,092	18,763	7%	11,580
Passengers Per Day	Sep-16	Sep-15	Change	Target
Weekday	4,600	5,009	-8%	5,000
Saturday	3,607	3,907	-8%	2,500
Sunday	777	997	-22%	800
Passengers Per Hour	Sep-16	Sep-15	Change	Target
Fixed Route	10.63	11.72	-9%	11
(A*) Paratransit Program	1.62	1.69	-4%	1.65

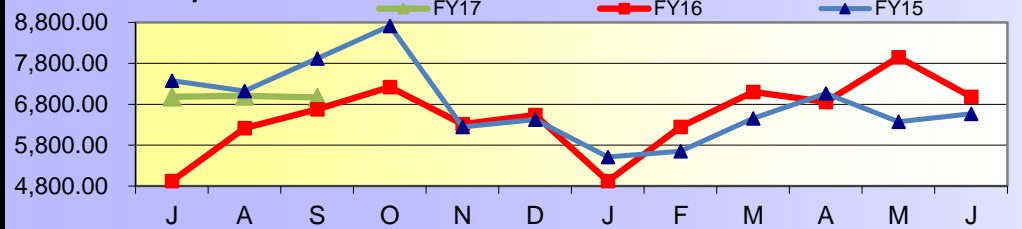
(A\*) Mobility performed and verified trips in RouteMatch

### Fixed Route



September ridership was: 117,633 Compared to last two prior years AVERAGE

### Para Ridership



September ridership was: 6,965 Compared to last two prior years AVERAGE ridership of: 7,299 Net Ridership: 04.3%

	Ave YTD	Pass per hour	Sept	Missed Trips
AA	10.09	201/J	14.57	8.75
AA	6.22	202/K	5.56	4.00
AA	4.65	203/M	3.23	1.00
PG	9.13	301/A	9.40	0.00
PG	8.48	302/G	8.84	7.00
HC	18.71	401/Green	21.06	10.50
HC	9.57	404/Orange	12.44	0.00
HC	8.72	405/Yellow A/B	8.43	20.50
HC	8.29	406/Red	8.65	21.00
HC	10.56	407/Brown	11.45	7.00
HC	5.88	408/Gold	5.04	9.50
HC	8.24	409/Purple	7.80	4.50
HC	12.69	501/Silver	13.56	9.50
PG	9.28	502/B	10.12	2.50
HC/PG	8.36	503/E	8.14	30.00
	9.26	<b>Average</b>	9.89	9.05

Ave FY17	Service Failures	16-Sep	FY17.YTD AVE	Safety Issues	SEP 2016
				<b>Collisions</b>	
153	Missed Trips	136	1.3	Preventable	1
			2.3	non-Preventable	1
98.8%	Completed Hours	98.5%	0.5	per 100k Miles	0.37
			3.7	Total	2
99.1%	Completed Miles	99.1%		<b>Pass. Accidents</b>	
			0.0	Preventable	0
			0.3	non-Preventable	1
			0.1	per 100k Miles	0.37
			0.3	Total	1
Ave FY17	<b>Mechanical</b>	16-Sep	271.5K	<b>Monthly Miles</b>	267149
				<b>Wrkrs Comp claims</b>	
85	Ttl Rd Calls (MECH+Non Mech)	89	1.3	Claims	1
			8.1	per 1k employees	6.10
2.8	Avg. TTI RD CALL per day	3.0		<b>Lost Time (Days)</b>	
			5.3	Days Lost	2
			32.2	per 1k employees	12.20
3,484	AVG. MI. BTW Mech Rd Call	3,258	165.0	<b>NUMBER OF EMPLOYEES</b>	164

# Paratransit Statistics

Funding Source	Trips	Rev. Hrs.	Trips Per Rev. Hrs.	Trips Denials	Late pickups: + 15 minutes	On-Time Performance	% Trips
ADA Anne Arundel	219	149.31	1.47	0	17	92.20%	2.95%
ADA Anne Arundel M route	10	8.11	1.23	0	0	100%	0.17%
ADA Prince George's County	77	40.85	1.74	0	8	91.10%	1.59%
ADA & GPT Howard County	6,965	3,597.17	1.62	0	311	94.25%	95.29%
Taxi Total Performed Trips	1,121	455	2.25	0			
Totals	7,304	4,517.03	1.66	0	336	94.55%	100.00%

Transit Management of Central Maryland, Inc.



**Summarized Financial Information for the one month ending September 30, 2016**

September 30, 2016

Description	Month September 2016	Monthly Budget	Monthly Budget Variance	Actual YTD 7/1/2016 - 9/30/2016	Budget YTD 7/1/2016- 9/30/2016	YTD Budget Variance	FY 2017 Annual Budget
Fare Recovery & Advertising	\$ 138,200	\$ 159,977	\$ (21,778)	\$ 432,562	\$ 479,932	\$ (47,370)	\$ 1,919,727
Operation Cost	\$ 839,627	\$ 820,516	\$ 19,111	\$ 2,418,311	\$ 2,461,547	\$ (43,236)	\$ 9,846,187
Maintenance Cost	\$ 238,284	\$ 235,273	\$ 3,010	\$ 719,589	\$ 705,820	\$ 13,768	\$ 2,823,282
General & Administrative Cost	\$ 152,248	\$ 178,742	\$ (26,494)	\$ 447,098	\$ 536,226	\$ (89,128)	\$ 2,144,905
<b>Total Cost Expended</b>	<b>\$ 1,230,158</b>	<b>\$ 1,234,531</b>	<b>\$ (4,373)</b>	<b>\$ 3,584,998</b>	<b>\$ 3,703,593</b>	<b>\$ (118,595)</b>	<b>\$ 14,814,374</b>
<b>Net fare recovery less costs expended</b>	<b>\$ (1,091,958)</b>	<b>\$ (1,074,554)</b>	<b>\$ 17,405</b>	<b>\$ (3,152,436)</b>	<b>\$ (3,223,662)</b>	<b>\$ (71,226)</b>	<b>\$ (12,894,647)</b>



## September 2016 - Notes of Financial Interest

### Revenue

- Fixed Route Cash Fares and Ticket sales combined \$25,213 below projected budget.
- Very strong paratransit Sales during the month of September, 2016.
- Advertising commission, September 2016, was \$3,341; Mental Health Campaign completed; reduced advertising significantly
- Labor Day Holiday in September
- 12,171 transfer passes redeemed

### Expenditures

Staffing compared to budget:	<u>August</u>	<u>Monthly Budget</u>	<u>Variance</u>
• Driver	\$367,390	\$368,288	\$ (898)
• Call Center	19,403	21,901	( 2,498)
• Supervisor/Dispatch	38,409	34,258	4,151
• Maintenance	89,460	90,011	( 551)
• Administrative	65,080	74,409	( 9,329)

### Summary

RTA was over budget by \$17,402. Combine first quarter ending September 30, 2016 total of \$71,226 below budget.

- One time annual cost of \$19,500 health insurance payout September 30, 2016 in accordance with CBA for union employees not participating in RTA health options.
- Health Reimbursement Account (HRA) used week ending September 30, 2016 - \$11,306. HRA weekly average is \$2,500.
- Holiday worked pay \$7,881 contributes to September's expenditures throughout departments
- More active 401K participants increase employer match contribution
- Increased cab cost due to demand, driver attrition, equipment push to fixed route
- Heavy month for maintenance parts at \$68,818